# Los Angeles Community College District

## Building Program Monthly Progress Report

January 2019

# Program Overview

The Los Angeles Community College District Building "BuildLACCD" Program, funded by means of bonds approved by Los Angeles voters in 2001, 2003, 2008 and 2016, was originally established to increase educational opportunities, raise student achievement and improve health and safety conditions for the students served by the District. BuildLACCD's Program goal is to improve facilities at the nine campuses while advancing education and training for students and preparing them for jobs in nursing, culinary arts, public safety, manufacturing, automotive, technology, construction, and entertainment.

Updated, technologically improved buildings and infrastructure will provide students transferring to a four-year college with a better academic foundation. By developing more modern facilities, BuildLACCD allows the District to attract and retain the best faculty and staff while fostering significant improvements to each college's neighborhood. Los Angeles' small businesses and local contractors are also being positively impacted by the BuildLACCD Program. Through workshops and trainings, local companies are taught proper safety and project management skills that encourage them to become construction partners on BuildLACCD projects, and creating hundreds of local jobs. More than 200 firms are actively working on BuildLACCD projects. To date, BuildLACCD has completed 663 construction projects including more than 40 LEED certified academic and administrative buildings, laboratories, libraries, sports facilities, arts complexes, child development centers, parking structures and central energy plants. A total of 935 projects will be completed under Prop A/AA and Measure J/CC. Measure CC Bond Funds were awarded November 2016 of which $650M have been allocated to specific projects at this time.

Serving over 3 million students in its seventy-five year history, LACCD is the largest community college district in the United States assisting more than 250,000 students annually.

The nine LACCD colleges offer educational opportunities in 36 cities and over 882 square miles. More than 22.5% of all LACCD students are older than 25 years of age, and more than 20% are over 35 years of age. Eighty percent of LACCD students are from underserved populations.

# Fund Summary

## PROGRAM FUNDING

The voters of Los Angeles approved four major bond issues supporting the need for new and improved campus facilities. The impetus for those bonds was the overwhelming demand for additional and more up to date instructional facilities and the aging and often decrepit condition of the District's campuses. The four separate bond issues were passed incrementally over a fifteen year period from 2001 to 2016 and total $9.0 billion. Approximately $557 million in bond interest, state and other sources results in a combined $9.6 billion building program total.

| Funding Source | [a] Current Funding | [b] Contracted | [c] Expended | [d] Estimate at Completion | [e]=[a]-[d] Funding Variance |
|---|---|---|---|---|---|
| Prop A | $1,362,968,259 | $1,340,506,311 | $1,330,228,811 | $1,360,224,042 | $2,744,218 |
| Prop AA | $1,061,244,517 | $1,038,636,951 | $1,019,591,717 | $1,058,103,468 | $3,141,049 |
| Measure J | $3,563,801,697 | $2,939,744,795 | $2,685,372,062 | $3,537,602,883 | $26,198,814 |
| Measure CC | $3,301,141,872 | $38,608,975 | $12,027,278 | $3,299,999,920 | $1,141,952 |
| State/Local/Fed | $312,083,457 | $310,431,701 | $310,078,624 | $312,112,920 | $(29,463) |
| Program Reserve | $0 | $0 | $0 | $0 | $0 |
| Total Funds | $9,601,239,803 | $5,667,928,733 | $5,357,298,493 | $9,568,043,232 | $33,196,570 |

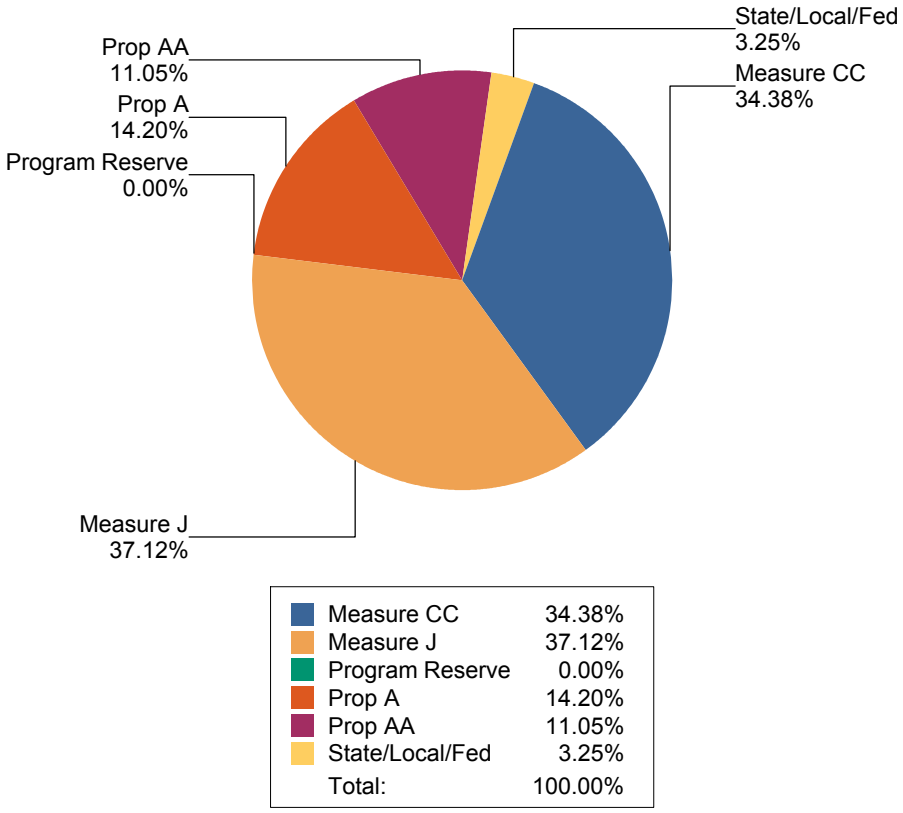

# Fund Allocation Overview

## PROGRAM FUNDING ALLOCATION

The BuildLACCD Program is funded by the four bond issues (Prop. A/AA and Measure J/CC), state funds and other sources, as shown below. Funding is allocated into four primary accounts plus accounts for program reserve and debt retirement. With the exception of the District Headquarters, certain technology projects, and debt retirement, all bond funds are to be used for college or satellite construction projects. Measure CC Bond Funds were awarded November 2016 of which 650M have been allocated to specific projects at this time.

The four funding account categories include:
1. College Projects stipulate the fixed total funding allocated to each of the nine colleges. Each College, through their President and shared governance, control which of the specific projects from the Bond Project Lists and Board approved Master Facilities Plans are to be completed with these funds.
2. Central Services, whose funds are earmarked in support of college projects, may include but are not limited to procurement, insurance, legal, accounting and estimating. Separately budgeted and controlled, Central Services funds have through economies of scale benefitted construction projects across the entire District.
3. Satellite and Multi-campus funds provide for college expansion locations and for modernization of the District's Headquarters building.
4. Districtwide Project funds provide for Measure J/CC required program-wide initiatives controlled by the District.

| Description | [a] Current Funding | [b] Contracted | [c] Expended | [d] Estimate at Completion | [e]=[a]-[d] Funding Variance |
|---|---|---|---|---|---|
| Los Angeles City College | $657,638,586 | $521,879,712 | $510,274,364 | $657,638,586 | $0 |
| East Los Angeles College | $758,462,319 | $635,671,638 | $632,288,210 | $758,462,319 | $0 |
| Los Angeles Harbor College | $538,046,318 | $444,815,280 | $433,796,765 | $538,046,318 | $0 |
| Los Angeles Mission College | $526,785,347 | $448,637,546 | $434,293,149 | $526,785,347 | $0 |
| Pierce College | $723,435,414 | $529,906,233 | $498,633,305 | $723,435,414 | $0 |
| Los Angeles Southwest College | $463,057,962 | $397,920,944 | $386,473,776 | $463,057,962 | $0 |
| Los Angeles Trade-Tech College | $762,905,784 | $537,654,058 | $487,738,230 | $762,905,784 | $0 |
| Los Angeles Valley College | $768,433,472 | $594,315,943 | $532,140,559 | $768,433,472 | $0 |
| West Los Angeles College | $482,145,896 | $398,993,770 | $367,288,835 | $482,145,896 | $0 |
| **Total College Projects** | **$5,680,911,097** | **$4,509,795,125** | **$4,282,927,194** | **$5,680,911,097** | **$0** |
| District 770 HQ | $51,312,696 | $50,466,897 | $50,433,337 | $51,312,696 | $0 |
| Firestone Factory Building | $192,395,892 | $88,321,713 | $74,480,571 | $192,395,892 | $0 |
| Health Careers Academy at County General | $755,652 | $755,652 | $755,652 | $755,652 | $0 |
| LACCD Van de Kamp Innovation Campus | $91,481,820 | $91,546,022 | $91,090,142 | $91,481,820 | $0 |
| Mission College - Sunland/Tujunga | $24,737 | $24,737 | $24,737 | $24,737 | $0 |
| West College - LAX | $109,302 | $109,302 | $109,302 | $109,302 | $0 |
| **Total Satellites** | **$336,080,101** | **$231,224,324** | **$216,893,741** | **$336,080,101** | **$0** |
| Anti-Graffiti Program | $1,117,930 | $1,117,930 | $1,117,930 | $1,117,930 | $0 |
| Districtwide Physical Security | $25,167,830 | $404,319 | $250,573 | $25,167,830 | $0 |
| Energy | $130,181,758 | $108,978,497 | $103,230,713 | $130,181,758 | $0 |
| Energy Efficiency / Utility Infrastructure | $15,000,000 | $12,398,518 | $469,256 | $15,000,000 | $0 |
| Storm Water Implementation | $33,313,479 | $14,028,672 | $11,769,240 | $33,313,479 | $0 |
| Technology | $152,424,682 | $101,765,554 | $90,969,409 | $152,424,682 | $0 |
| Transportation and Accessibility Improvements | $107,699,162 | $44,416,169 | $35,420,867 | $107,699,162 | $0 |
| Warranty Program | $3,085,078 | $3,085,078 | $3,085,078 | $3,085,078 | $0 |
| Whole Building Commissioning | $19,811,356 | $16,840,933 | $16,255,409 | $19,811,356 | $0 |
| **Total Districtwide Initiatives** | **$487,801,274** | **$303,035,670** | **$262,568,477** | **$487,801,274** | **$0** |
| **Total College Project Central Services** | **$751,545,355** | **$515,321,140** | **$486,356,608** | **$751,545,373** | **$(18)** |
| **Measure CC Bond** | **$2,188,152,913** | **$0** | **$0** | **$2,188,152,913** | **$0** |
| **District Bond Contingency** | **$33,196,588** | **$0** | **$0** | **$0** | **$33,196,588** |
| **Retire District Debt & Refinance** | **$123,552,474** | **$108,552,474** | **$108,552,474** | **$123,552,474** | **$0** |

# Fund Allocation Overview

## PROGRAM FUNDING ALLOCATION

The BuildLACCD Program is funded by the four bond issues (Prop. A/AA and Measure J/CC), state funds and other sources, as shown below. Funding is allocated into four primary accounts plus accounts for program reserve and debt retirement. With the exception of the District Headquarters, certain technology projects, and debt retirement, all bond funds are to be used for college or satellite construction projects. Measure CC Bond Funds were awarded November 2016 of which 650M have been allocated to specific projects at this time.

The four funding account categories include:
1. College Projects stipulate the fixed total funding allocated to each of the nine colleges. Each College, through their President and shared governance, control which of the specific projects from the Bond Project Lists and Board approved Master Facilities Plans are to be completed with these funds.
2. Central Services, whose funds are earmarked in support of college projects, may include but are not limited to procurement, insurance, legal, accounting and estimating. Separately budgeted and controlled, Central Services funds have through economies of scale benefitted construction projects across the entire District.
3. Satellite and Multi-campus funds provide for college expansion locations and for modernization of the District's Headquarters building.
4. Districtwide Project funds provide for Measure J/CC required program-wide initiatives controlled by the District.

| Description | [a] Current Funding | [b] Contracted | [c] Expended | [d] Estimate at Completion | [e]=[a]-[d] Funding Variance |
|---|---|---|---|---|---|
| **Program Reserve** | **$0** | **$0** | **$0** | **$0** | **$0** |
| **Total Funds** | **$9,601,239,803** | **$5,667,928,733** | **$5,357,298,493** | **$9,568,043,232** | **$33,196,570** |

# Program Reserve

## PROGRAM RESERVE

Based on the recommendation from the Ad Hoc Committee for the District to set aside $160 million, on May 23, 2012, the LACCD Board of Trustees adopted a policy for the funding of the District's Bond Program Reserve to provide funds for the many risks associated with contractor claims, defaults, unforeseen conditions, DSA close-out, and post warranty design and construction issues, and other yet unbudgeted-for risks. This District Bond Program Reserve is in addition to the project design and construction contingencies that each college is responsible for budgeting and controlling. A formal risk management program has been implemented to regularly assess the level of risks at the project and program level and to ensure adequate reserves are available to cover those risks.

The CFE and Chancellor approved the release of remaining reserve funds to go back to the colleges for use on current projects that were previously deferred or have been initiated under Measure CC.

| College | Original Contribution |
|---|---|
| Los Angeles City College | $18,946,450 |
| East Los Angeles College | $22,175,933 |
| Los Angeles Harbor College | $15,217,573 |
| Los Angeles Mission College | $14,760,179 |
| Pierce College | $21,259,263 |
| Los Angeles Southwest College | $13,694,842 |
| Los Angeles Trade-Tech College | $19,709,971 |
| Los Angeles Valley College | $20,656,131 |
| West Los Angeles College | $13,579,658 |
| Total Original Contribution | $160,000,000 |
| Total Approved Transfers | ($160,000,000) |
| Available Program Reserve | $0 |

# District Bond Contingency

## PROGRAM CONTINGENCY

Program Contingency funds are reserved for Central Services, Satellite, and Districtwide Initiative budgets that may be insufficient due to unprecedented increases in costs, unavoidable but necessary changes in scope, additional scope of services, and protracted delays caused by external forces resulting in additional costs. As the bond program nears completion, LACCD will assess the level of funding to maintain, recommend when contingency funding may be reduced and explore potential uses of any remaining funds.

Historical data prior to Y2014 is archived and available upon request.

| Description | Amount |
|---|---|
| Fund Inception [2014] | $14,644,800 |
| Add/Drawdown Net | $18,551,788 |
| Available Funds | $33,196,588 |

## PROGRAM CONTINGENCY ADD/DRAWDOWN DETAIL

| Date | Description | Add'd Funds Amt | Drawdown Amt |
|---|---|---|---|
| 06/11/2012 | Bond Program Reserve-Prop AA From City Prop AA See City Transfer PBTF #0801<br>*Bond Program Reserve-Prop AA From City Prop AA See City Transfer PBTF #0801 BOT approved a Resolution to funding of the district Bond Programs Reserve to address the level of risks and work remaining on the districts building program.* | $839,039 | |
| 08/08/2012 | Harbor Program Bond Reserve Contribution<br>*Harbor Program Bond Reserve Contribution Bond Program Reserve Prop AA from Harbor to fund Bond Program Reserve see Transfer RH03,RH06 ,RH01. BOT approved a Resolution to funding of the district Bond Programs reserve to address the level of risks and w* | $7,391,015 | |
| 02/28/2014 | Budget transfer from District Bond Contingency<br>*These budget transfer will transfers fund to the Program Reserve project in order to maintain Prop A funds available for future claims or other district issues. Therefore transfer will serve as an exchange of funds. 1. Budget transfer will be from Distr* | | $7,391,015 |
| 02/28/2014 | Budget transfer from District Bond Contingency<br>*These budget transfer will transfers fund to the Program Reserve project in order to maintain Prop A funds available for future claims or other district issues. Therefore transfer will serve as an exchange of funds. 1. Budget transfer will be from Distr* | | $839,039 |
| 11/10/2014 | From Contingency to ELAC<br>*As a result of analysis and discussion between College President, PMO, and College Project Team, result in the recommendation to revise the plan for the G8 & H8 buildings, which are part of the Science Career & Math Building project. The attached letter* | | $4,400,000 |
| 11/10/2014 | 40J Firestone Descope to District Bond Contingency<br>*As a result of analysis and discussion between College President, PMO, and College Project Team, result in the recommendation to revise the plan for the G8 & H8 buildings, which are part of the Science Career & Math Building project. The attached letter* | $4,400,000 | |
| 05/04/2015 | Budget Transfer #2 for 40J Firestone to 22G Roll up<br>*Budget Transfer to move the Central Funded Satellite account budget for Firestone Factory Building to the Firestone Site project #32G-261. This will allow the CPT managing Firestone to manage the budget. This is Budget Transfer 2 per attached flow chart.* | | $110,167,089 |
| 05/04/2015 | 40J Firestone Budget Transfer_1<br>*Budget Transfer is to move the Central Funded Satellite account budget for Firestone Factory Building to the Firestone Site project #32G-261. This will allow the CPT managing Firestone to manage the budget. This budget transfer is Step 1 per attached fl* | $110,167,089 | |
| 01/11/2016 | Corporate Center Budget Establishment<br>*This budget transfer is to establish Corporate Center's budget per attached budget establishment.* | | $1,925,586 |

# District Bond Contingency

**PROGRAM CONTINGENCY ADD/DRAWDOWN DETAIL (Continued)**

| Date | Description | Add'd Funds Amt | Drawdown Amt |
|---|---|---|---|
| 06/16/2016 | Reallocation - Budget Transfer from 10D-108 Health Careers Academy at County General to 40J-J99 District Bond Contingency<br>*Resolution: Satellite & District bond contingency fund 1/30/2013 - Part IIThe Ad Hoc Committee on Assets Management determined that it is best , at this point to suspend further development of planned satellite projects, including Sunland/Tujunga (LA Mission), Burbank (LA Valley College), LAC (West LA), and the Health Careers Academy at County General (East LA) and further that the funding for those projects be transferred into the District bond Contingency fund.* | $348,304 | |
| 07/26/2016 | Prop AA Unallocated Interest Earned through 06-30-2015<br>*Budget increase to record Prop AA unallocated interest earned through 06-30-2015 per Bond Financial reconciliation with the District.* | $2,447,660 | |
| 07/26/2016 | Prop A Unallocated Interest Earned through 06-30-2015<br>*Budget increase to record Prop A unallocated interest earned through 06-30-2015 per Bond Financial reconciliation with the District.* | $1,317,666 | |
| 07/26/2016 | Measure J Unallocated Interest Earned through 06-30-2015<br>*Budget increase to record Measure J unallocated interest earned through 06-30-2015 per Bond Financial reconciliation with the District.* | $16,510,056 | |
| 01/20/2017 | Reallocation - Transfer from the District Bond Contingency (40J-J99) to Valley Storm Water Implementation (40J-809) per white paper dated 12/02/16.<br>*Reallocation - Transfer from the District Bond Contingency (40J-J99) to Valley Storm Water Implementation (40J-809) per white paper dated 12/02/16.* | | $304,357 |
| 03/27/2017 | Districtwide Signage - Harbor<br>*Budget Transfer to provide dedication plaques for all new and renovated Bond project buildings. The funds will be transferred from the District Bond Contingency to create this project.* | | $10,000 |
| 03/27/2017 | Districtwide Signage - Pierce<br>*Budget Transfer to provide dedication plaques for all new and renovated Bond project buildings. The funds will be transferred from the District Bond Contingency to create this project.* | | $10,000 |
| 03/27/2017 | Districtwide Signage - Southwest<br>*Budget Transfer to provide dedication plaques for all new and renovated Bond project buildings. The funds will be transferred from the District Bond Contingency to create this project.* | | $15,000 |
| 03/27/2017 | Districtwide Signage - Valley<br>*Budget Transfer to provide dedication plaques for all new and renovated Bond project buildings. The funds will be transferred from the District Bond Contingency to create this project.* | | $40,000 |
| 03/27/2017 | Districtwide Signage - West<br>*Budget Transfer to provide dedication plaques for all new and renovated Bond project buildings. The funds will be transferred from the District Bond Contingency to create this project.* | | $5,000 |
| 03/27/2017 | Districtwide Signage - City<br>*Budget Transfer to provide dedication plaques for all new and renovated Bond project buildings. The funds will be transferred from the District Bond Contingency to create this project.* | | $20,000 |
| 03/27/2017 | Districtwide Signage - East<br>*Budget Transfer to provide dedication plaques for all new and renovated Bond project buildings. The funds will be transferred from the District Bond Contingency to create this project.* | | $20,000 |

# District Bond Contingency

## PROGRAM CONTINGENCY ADD/DRAWDOWN DETAIL (Continued)

| Date | Description | Add'd Funds Amt | Drawdown Amt |
|---|---|---|---|
| 04/04/2017 | Budget transfer to exchange Measure J funds for Prop AA funding between the District Bond Contingency and LACCD Bond Program Reserve<br>*This budget transfer is to exchange Measure J funds for Prop AA funds between District Bond Contingency and LACCD Bond Program Reserve. Per White Paper dated 3/1/17 "Bond Reconciliation Items (between Build LACCD and District) that require budget transfers from District Bond Contingency to Projects".* | $6,805,532 | |
| 04/04/2017 | Budget transfer to exchange Measure J funds for Prop AA funding between the District Bond Contingency and LACCD Bond Program Reserve<br>*This budget transfer is to exchange Measure J funds for Prop AA funds between District Bond Contingency and LACCD Bond Program Reserve. Per White Paper dated 3/1/17 "Bond Reconciliation Items (between Build LACCD and District) that require budget transfers from District Bond Contingency to Projects".* | | $6,805,532 |
| 04/17/2017 | Budget transfer to allocate additional budget to cover current deficit under Northeast.<br>*This budget transfer is to allocate additional budget to cover the current deficit under Northeast. Per white paper dated 3/1/17 "Bond Reconciliation Items (between Build LACCD and District) that require budget transfers from District Bond Contingency to Projects".* | | $4,723,935 |
| 05/24/2017 | Budget Transfer from District Bond Contingency to District HQ to allocate additional budget to cover historical IT JE<br>*This budget transfer is to allocate additional budget from the District Bond Contingency to the District HQ to cover historical IT JE per White Paper dated 3/1/17 "Bond Reconciliation items (between LACCD and District) that require budget transfers from District Bond Contingency to Projects".* | | $537,792 |
| 05/24/2017 | Budget Transfer from District Bond Contingency to Program & Project Support to allocate budget to cover historical JEs<br>*This budget transfer is to allocate budget from the District Bond Contingency to the Program & Project Support to cover historical JEs per White Paper dated 3/1/17 "Bond Reconciliation items (between LACCD and District) that require budget transfers from District Bond Contingency to Projects".* | | $1,208,038 |
| 05/24/2017 | Budget Transfer from District Bond Contingency to Owner Controlled Insurance Program to allocate budget to cover historical JE<br>*This budget transfer is to allocate budget from the District Bond Contingency to the Owner Controlled Insurance Program (Prop AA) to cover historical JE per White Paper dated 3/1/17 "Bond Reconciliation items (between LACCD and District) that require budget transfers from District Bond Contingency to Projects".* | | $15,665 |
| 05/24/2017 | Budget Transfer from District Bond Contingency to Program & Project Support to allocate budget to cover historical JEs<br>*This budget transfer is to allocate budget from the District Bond Contingency to the Program & Project Support to cover historical JEs per White Paper dated 3/1/17 "Bond Reconciliation items (between LACCD and District) that require budget transfers from District Bond Contingency to Projects".* | | $61,918 |
| 05/26/2017 | Intra Budget Transfer within the District Bond Contingency to allocate budget for Prop AA Arbitrage<br>*This budget transfer within the District Bond Contingency is to allocate additional budget for Prop AA Arbitrage. Per white paper dated 3/1/17 "Bond Reconciliation items (between LACCD and District) that require budget transfers from District Bond Contingency to Projects".* | | $2,475,481 |
| 06/29/2017 | Budget reduction to correct duplicate recording of COP's Interest for Van de Kamp<br>*Budget reduction to correct duplicate recording of COP's Interest for Van de Kamp. Per white paper dated 6/28/17 (see attached).* | | $1,766,550 |
| 07/28/2017 | Prop A Other Unallocated Income Earned through 06-30-2016<br>*Budget increase to record Prop A other unallocated income earned through 06-30-2016 per Bond Financial reconciliation with the District.* | $305,816 | |

# District Bond Contingency

## PROGRAM CONTINGENCY ADD/DRAWDOWN DETAIL (Continued)

| Date | Description | Add'd Funds Amt | Drawdown Amt |
|---|---|---|---|
| 07/31/2017 | Prop A Unallocated Interest Earned from 07-01-2015 through 06-30-2016<br>*Budget increase to record Prop A unallocated interest earned through 06-30-2016 per Bond Financial reconciliation with the District.* | $334,390 | |
| 07/31/2017 | Measure J Unallocated Interest Earned from 07-01-2015 through 06-30-2016<br>*Budget increase to record Measure J unallocated interest earned through 06-30-2016 per Bond Financial reconciliation with the District.* | $1,895,605 | |
| 08/31/2017 | Prop A Unallocated Interest Earned from 07-01-2016 through 06-30-2017<br>*Budget increase to record Prop A unallocated interest earned from 07-01-2016 through 06-30-2017 per Bond Financial reconciliation with the District.* | $393,171 | |
| 08/31/2017 | Measure J Unallocated Interest Earned from 07-01-2016 through 06-30-2017<br>*Budget increase to record Measure J and BAB unallocated interest earned through 06-30-2016 per Bond Financial reconciliation with the District.* | $2,533,754 | |
| 09/29/2017 | Budget Transfer from District Service Costs to District Reserve - Owner's Reserve<br>*This budget transfer is to move the budget surplus under District Service Costs to District Reserve - Owner's Reserve. This budget surplus became available after JE 15474 was processed per the request from the District to reduce the calculated Debt amount recorded in 2/2012.* | $1,084,458 | |
| 10/12/2017 | Budget reduction to correct recording of COP's Interest for Van de Kamp under Prop AA<br>*Budget reduction to correct recording of COP's Interest for Van de Kamp under Prop AA. Per white paper dated 10/11/2017 (see attached).* | | $625,752 |
| 10/12/2017 | Prop AA Unallocated Interest Earned from 07-01-2016 through 06-30-2017<br>*Budget increase to record Prop AA unallocated interest earned through 06-30-2017 per Bond Financial reconciliation with the District.* | $447,643 | |
| 10/12/2017 | Prop AA Unallocated Interest Earned from 07-01-2015 through 06-30-2016<br>*Budget increase to record Prop AA unallocated interest earned through 06-30-2016 per Bond Financial reconciliation with the District.* | $407,007 | |
| 10/12/2017 | Budget Transfer from District Bond Contingency to 40J Legal - Northeast to allocate additional budget to cover repair cost at VDK<br>*This budget transfer is to allocate additional budget from the District Bond Contingency to the 40J Legal - Northeast. The additional budget is needed to cover the repairs at VKD per White Paper dated 09/26/2017. This budget along with the expenditures will be permanently transferred at a later date to VDK project.* | | $653,966 |
| 01/25/2018 | Prop A Other Unallocated Income Earned through 06-30-2016 - Prop AA Correction<br>*This budget is to correct the funding source of budget transfer "Changes-0013-PropA_Other Income" which erroneously recorded Prop A "Other Income" to Prop AA.* | | $305,816 |
| 01/25/2018 | Prop A Other Unallocated Income Earned through 06-30-2016 - Prop A Correction<br>*This budget is to correct the funding source of budget transfer "Changes-0013-PropA_Other Income" which erroneously recorded Prop A "Other Income" to Prop AA.* | $305,816 | |
| 03/05/2018 | Budget Transfer from District Bond Contingency to 40J Specialty Consulting - CED to allocate funds to cover supplies/materials<br>*This budget transfer is to allocate funds from the District Bond Contingency to the 40J Specialty Consulting – Community Economic Development account. The funds are needed to cover the purchase of supplies/materials by the CED department with the approval from the District.* | | $707 |
| 04/27/2018 | Budget Transfer from District Bond Contingency to 40J Specialty Consulting - College BIM Modeler to allocate additional funds to cover Archway<br>*This budget transfer is to allocate additional funds from the District Bond Contingency to the 40J Specialty Consulting – College BIM Modeler account. The funds are needed to cover an extension on Archway's contract through April 2019. Refer to attached email.* | | $153,742 |

# District Bond Contingency

## PROGRAM CONTINGENCY ADD/DRAWDOWN DETAIL (Continued)

| Date | Description | Add'd Funds Amt | Drawdown Amt |
|---|---|---|---|
| 06/29/2018 | Prop AA Other Unallocated Income Earned through 06-30-2017<br>*Budget increase to record Prop A other unallocated income earned through 06-30-2017 per Bond Financial reconciliation with the District on 4-11-2018.* | $38,634 | |
| 06/29/2018 | Budget transfer to consolidate Prop A District Bond Contingency under a single account per request from the District's Finance Team on 4/11/2018 mtng. From 40J-J99.00 District Bond Contingency to 10D.001.00 District Reserve - Owner's Reserve<br>*Budget transfer to consolidate Prop A District Bond Contingency under a single account per request from the District's Finance Team on 4/11/2018 meeting. From 40J-J99.00 District Bond Contingency account to 10D.001.00 District Reserve - Owner's Reserve account. Currently the District Bond Contingency resides in two different accounts.* | $120,000 | |
| 06/29/2018 | Budget transfer to consolidate Prop A District Bond Contingency under a single account per request from the District's Finance Team on 4/11/2018 mtng. From 40J-J99.00 District Bond Contingency to 10D.001.00 District Reserve - Owner's Reserve<br>*Budget transfer to consolidate Prop A District Bond Contingency under a single account per request from the District's Finance Team on 4/11/2018 meeting. From 40J-J99.00 District Bond Contingency account to 10D.001.00 District Reserve - Owner's Reserve account. Currently the District Bond Contingency resides in two different accounts.* | | $120,000 |
| 07/26/2018 | Budget Transfer from 40J-J99.00 District Bond Contingency to 40J-J95.00 Specialty Consulting to allocate additional Measure J funds to cover District paid Measure J expenses.<br>*This budget transfer is to allocate additional Measure J funds from the 40J-J99.00 District Bond Contingency to the 40J-J95.00 Specialty Consulting account. The funds are needed to cover District paid Measure J expenses. Sample of these expenses are: Election cost, GO Bond issuance, Bond issuance fees, bank fees, arbitrage, etc...* | | $600,000 |
| 08/27/2018 | 06S-616 Child Development Center - Budget transfer for historical Journal Entries<br>*Budget transfer to swap Prop AA funds for Prop A funds in between the LA Southwest College Campus Program Management – Owner's Reserve account and the District Bond Contingency account (this will result in a net zero increase to the overall College budget). It also seeks approval for a budget transfer from the Campus Program Management - Owner's Reserve to the Child Development Center project to allocate additional funds to cover historical journal entries that were identified during the District Bond Reconciliation with Build-LACCD. These journal entries will be booked in FY19 and need to be funded with Prop A funds; currently the College is short of Prop A funds and is not able to mitigate the variance caused by these journal entries under the correct fund source. However; the College has sufficient Prop AA funds under the e Campus Program Management – Owner's Reserve to swap for Prop A funds from the District Reserve – Owner' account. Both the journal entries and supporting documents are attached with this white paper memo.* | $218,283 | |
| 08/27/2018 | 06S-616 Child Development Center - Budget transfer for historical Journal Entries<br>*Budget transfer to swap Prop AA funds for Prop A funds in between the LA Southwest College Campus Program Management – Owner's Reserve account and the District Bond Contingency account (this will result in a net zero increase to the overall College budget). It also seeks approval for a budget transfer from the Campus Program Management - Owner's Reserve to the Child Development Center project to allocate additional funds to cover historical journal entries that were identified during the District Bond Reconciliation with Build-LACCD. These journal entries will be booked in FY19 and need to be funded with Prop A funds; currently the College is short of Prop A funds and is not able to mitigate the variance caused by these journal entries under the correct fund source. However; the College has sufficient Prop AA funds under the e Campus Program Management – Owner's Reserve to swap for Prop A funds from the District Reserve – Owner' account. Both the journal entries and supporting documents are attached with this white paper memo.* | | $218,283 |

# District Bond Contingency

## PROGRAM CONTINGENCY ADD/DRAWDOWN DETAIL (Continued)

| Date | Description | Add'd Funds Amt | Drawdown Amt |
|---|---|---|---|
| 09/17/2018 | Budget Transfers from 40J-J91.00 Project Management to 40J-J99.00 District Bond Contingency - Owners Contingency<br>*Budget Transfers from 40J-J91.00 Project Management to 40J-J99.00 District Bond Contingency - Owners Contingency to move remaining funds under 40J-J91.00. This account was closed in 2013 per the attached white paper; however, a contract remained outstanding hence the funds were not transferred out of the project at that time. The contract was recently closed and now the funds are being transferred to the District Bond Contingency - Owners Contingency account.* | $285 | |
| 09/21/2018 | Budget Transfer from District Bond Contingency to 40J Legal - Northeast to allocate additional budget to cover repair cost at VDK<br>*This budget transfer is to allocate additional budget from the District Bond Contingency to the 40J Legal - Northeast. The additional budget is needed to cover the repairs at VKD per White Paper dated 9/18/2018. This budget along with the expenditures will be permanently transferred at a later date to VDK project.* | | $79,182 |
| 12/06/2018 | Reallocation - Exchange of Prop AA funds between the Owner's Reserve (04M-499) & Prop A funds under District Bond Contingency (PROP AA portion)<br>*Currently, Los Angeles Mission College has a budget shortfall under OCIP (04M-OCIP) for Prop A. There are no dollars remaining under the Owner's Reserve (04M-499) for Prop A to cover this shortfall. But, Prop A funds are available under District Bond Contingency. A white paper was approved to allow for an exchange of funds in the amount of $110,532.95 between Prop AA (Owner's Reserve) and Prop A (District Bond Contingency), so the Prop A funds can be moved into the Owner's Reserve (04M-499). This budget change #0055 will process the movement of funds into the Owner's Reserve (04M-499) & District Bond Contingency for Prop AA only. This request will be a net-zero change.* | $110,533 | |
| 12/07/2018 | Prop AA Unallocated Interest Earned from 07-01-2017 through 06-30-2018<br>*Budget increase to record Prop AA unallocated interest earned from 07-01-2017 through 06-30-2018 per Bond Financial reconciliation with the District.* | $560,449 | |
| 12/07/2018 | Prop A Unallocated Interest Earned from 07-01-2017 through 06-30-2018<br>*Budget increase to record Prop A unallocated interest earned from 07-01-2017 through 06-30-2018 per Bond Financial reconciliation with the District.* | $537,923 | |
| 12/07/2018 | Reallocation - Exchange of Prop AA/Measure J funds between the Owner's Reserve (04M-499) & Prop A funds under District Bond Contingency (PROP A portion)<br>*Currently, Los Angeles Mission College has a budget shortfall under OCIP (04M-OCIP) for Prop A. There are no dollars remaining under the Owner's Reserve (04M-499) for Prop A to cover this shortfall. But, Prop A funds are available under District Bond Contingency. A white paper was approved to allow for an exchange of funds in the amount of $873,091.75 between Measure J & Prop AA (Owner's Reserve) and Prop A (District Bond Contingency), so the Prop A funds can be moved into the Owner's Reserve (04M-499). This budget change #0056 will process the movement of Prop A funds into the Owner's Reserve (04M-499) from District Bond Contingency only. This request will be a net-zero change.* | | $873,092 |
| 12/07/2018 | Reallocation - Exchange of Measure J funds between the Owner's Reserve (04M-499) & Prop A funds under District Bond Contingency (MEASURE J portion)<br>*Currently, Los Angeles Mission College has a budget shortfall under OCIP (04M-OCIP) for Prop A. There are no dollars remaining under the Owner's Reserve (04M-499) for Prop A to cover this shortfall. But, Prop A funds are available under District Bond Contingency. A white paper was approved to allow for an exchange of funds in the amount of $762,558.80 between Measure J (Owner's Reserve) and Prop A (District Bond Contingency), so the Prop A funds can be moved into the Owner's Reserve (04M-499). This budget change #0054 will process the movement of funds into the Owner's Reserve (04M-499) & District Bond Contingency for Measure J only. This request will be a net-zero change.* | $762,559 | |
| 12/07/2018 | Measure J Unallocated Interest Earned from 07-01-2017 through 06-30-2018<br>*Budget increase to record Measure J and BAB unallocated interest earned from 07-01-2017 through 06-30-2018 per Bond Financial reconciliation with the District.* | $3,499,766 | |

# District Bond Contingency

## PROGRAM CONTINGENCY ADD/DRAWDOWN DETAIL (Continued)

| Date | Description | Add'd Funds Amt | Drawdown Amt |
|---|---|---|---|
| 12/13/2018 | Measure C Unallocated Interest Earned from 07-01-2017 through 06-30-2018<br>*Budget increase to record Measure CC unallocated interest earned from 07-01-2017 through 06-30-2018 per Bond Financial reconciliation with the District.* | $1,141,872 | |

# Sub-Project Status

## COLLEGE SUB-PROJECT STATUS

To facilitate account management, college projects are divided into sub-projects. Each of BuildLACCD Program's sub-projects requires its own budget and schedule delivery milestones.

| College | Pending | Active | | | | Completed | Total |
|---|---|---|---|---|---|---|---|
| | | In Planning | In Design | In Procurement | In Const. | | |
| Los Angeles City College | 2 | 5 | 1 | 0 | 1 | 58 | 67 |
| East Los Angeles College | 1 | 3 | 0 | 1 | 1 | 93 | 99 |
| Los Angeles Harbor College | 6 | 6 | 1 | 0 | 3 | 62 | 78 |
| Los Angeles Mission College | 2 | 0 | 2 | 1 | 2 | 70 | 77 |
| Pierce College | 6 | 4 | 9 | 0 | 2 | 87 | 108 |
| Los Angeles Southwest College | 2 | 1 | 2 | 0 | 1 | 72 | 78 |
| Los Angeles Trade-Tech College | 12 | 2 | 2 | 4 | 7 | 71 | 98 |
| Los Angeles Valley College | 5 | 12 | 1 | 1 | 3 | 51 | 73 |
| West Los Angeles College | 0 | 5 | 1 | 0 | 3 | 47 | 56 |
| Satellites | 0 | 0 | 1 | 0 | 1 | 11 | 13 |
| Districtwide Initiatives | 115 | 13 | 9 | 0 | 10 | 41 | 188 |
| **Total Sub-Projects** | **151** | **51** | **29** | **7** | **34** | **663** | **935** |

## Active and Pending Sub-Projects

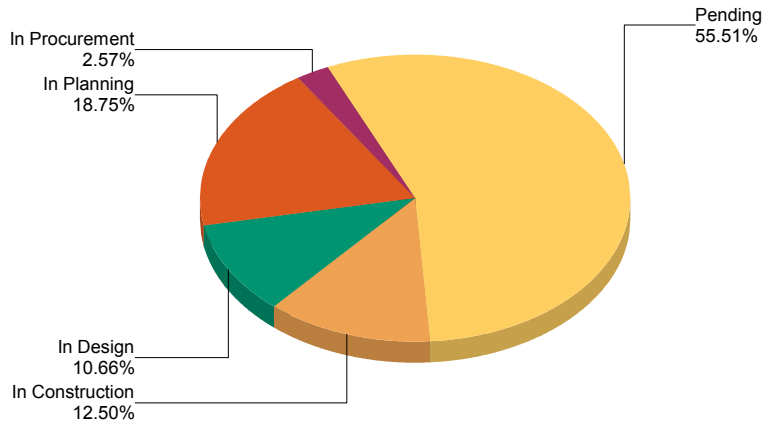

# Los Angeles City College
## College Building Program Overview

Los Angeles City College sits on a 49 acre site that once served as UCLA's campus before moving to Westwood. Nearly $569 million in publicly approved bond funds have transformed LACC into a state-of-the-art learning center in the middle of Los Angeles' urban core. The LACC campus now accommodates learning in the digital age.

LACC's focus on Science, Technology, Engineering, Art + Design and Math – STEAM subjects, is evident in the construction of the new Science and Technology Building housing the college's state-of-the-art science laboratories, smart lecture halls and classrooms.

The award winning LEED Gold™ Student Union has become the center of student activity serving as home for the Associated Student Government and the Student Service Center.

Referred to as an "Urban Oasis of Learning", LA City College's LEED™ certified MLK Library is the largest library in the area and offers tutoring, English as a Second Language classes and other educational support services to students and neighbors alike. Student's library technology upgrades include: 192 computers, four ADA and two special accommodation stations, multiple copier and printer stations, and wireless internet access throughout the building.

The newly modernized Herb Albert Music Center reconfigured the building layout to maximize the use of the existing space for the Music Department to include a new music Recital Hall, music practice & coaching rooms, classrooms, computer labs, lecture hall, band & orchestra room, office spaces, library, sheet music storage, and music storage.

The new LEED™ certified Kinesiology North building houses the Kinesiology Department with new basketball gymnasium, fitness center, classrooms, offices, locker rooms, multipurpose rooms, and outdoor pool.

**COLLEGE PROGRESS SUMMARY (January 2019)**

| Sub Project Number | Sub Project Title | % Complete | Academic Occupancy Date | Progress Summary |
|---|---|---|---|---|
| 40J-102.01 | City - Trans and Accessibility Improvements | 75.00% | 03/03/2019 | Construction in progress. |
| 01C-108.00 | Da Vinci Hall | 72.00% | 01/06/2020 | Construction in progress. |
| 01C-134.00 | Student Services Center | 100.00% | 12/09/2016 | Occupied. DSA Certification of Compliance on 8/10/17. Final punch list items ongoing. |

# Los Angeles City College
## College Funding and Overall Budget

LACC's total funding of $658M, inclusive of Prop A/AA, Measure J/CC, and State and Federal grants has funded a variety of new construction and scheduled maintenance projects.

### PROGRAM FUNDING

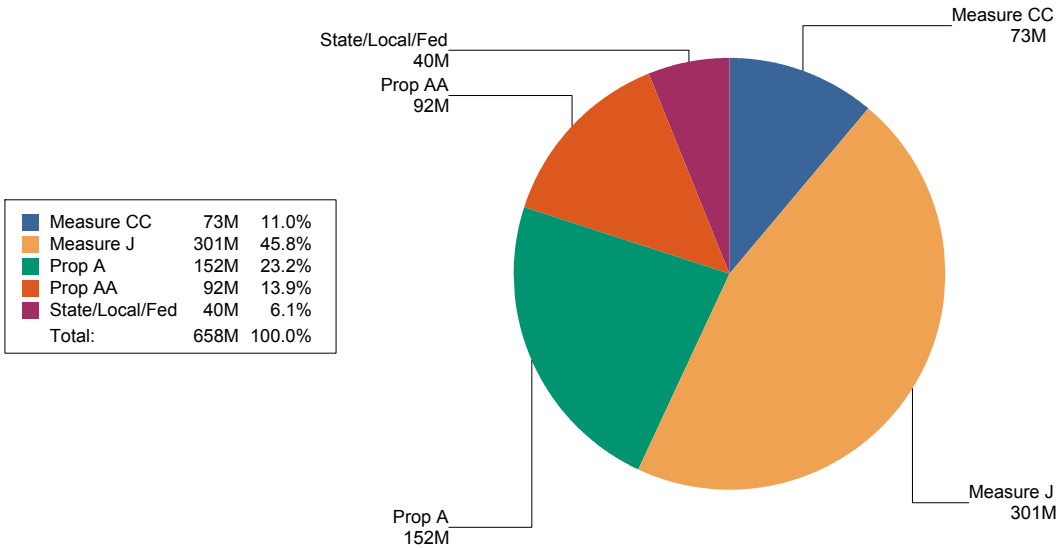


### COLLEGE BUDGET

| Cost Type "Bucket" | [a] Current Budget | [b] Contracted | [c] Expended | [d] Estimate at Completion | [e]=[a]-[d] Budget Variance |
|---|---|---|---|---|---|
| Asset, Move, Legal/Audit & Specialty | $12,330,558 | $8,973,713 | $8,957,743 | $12,326,616 | $3,941 |
| Programming & Design | $53,599,427 | $45,446,031 | $44,306,585 | $53,669,810 | $(70,383) |
| Construction | $508,109,486 | $395,752,540 | $386,253,841 | $507,669,870 | $439,616 |
| Owner's Reserve | $134,930 | $0 | $0 | $0 | $134,930 |
| Land Acquisition | $4,560 | $4,560 | $4,560 | $4,560 | $0 |
| Program & Project Management | $62,966,132 | $58,026,693 | $57,131,448 | $63,494,690 | $(528,558) |
| Furniture, Fixtures & Equipment | $20,493,493 | $13,676,176 | $13,620,187 | $20,473,039 | $20,453 |
| Total Budget | $657,638,586 | $521,879,712 | $510,274,364 | $657,638,586 | $0 |

# Los Angeles City College
## Sub-Project List

**SUB-PROJECTS**

| Sub-Project ID | Project/Building Name | Status | [a] Current Budget | [b] Estimate at Completion | [c]=[a]-[b] Budget Variance | Academic Occupancy Date |
|---|---|---|---|---|---|---|
| 01C-106.00 | Cesar Chavez - Admin Building Modernization | Future | $31,300,931 | $31,300,931 | $0 | 07/30/2025 |
| 01C-106.01 | Cesar Chavez - Admin Building Demolition Project | In Pre-Programming | $5,650,531 | $5,650,531 | $0 | 06/12/2023 |
| 01C-106.02 | Cesar Chavez - Admin Building New Construction Project | In Pre-Programming | $66,949,469 | $66,949,469 | $0 | 07/30/2025 |
| 01C-108.00 | Da Vinci Hall | In Construction | $39,172,156 | $39,172,156 | $0 | 01/06/2020 |
| 01C-172.00 | Emergency Lighting, Fire Alarm, and Security Systems | In Programming | $5,487,508 | $5,487,508 | $0 | 01/12/2022 |
| 01C-173.02 | RWGPL - Landscaping/Hardscape Improvements | In Programming | $7,765,049 | $7,765,049 | $0 | 01/12/2022 |
| 01C-173.06 | RWGPL - Central Plant Phase II | At DSA | $7,696,944 | $14,019,813 | $(6,322,869) | 06/11/2020 |
| | **Total Active Subprojects** | | **$164,022,589** | **$170,345,458** | **$(6,322,869)** | |
| 01C-116.01 | M&O FACILITIES | Deferred | $326,455 | $315,303 | $11,152 | |
| 01C-148.00 | South Gym Modernization | Deferred | $1,194,281 | $1,194,281 | $0 | |
| | **Total Pending Subprojects** | | **$1,520,736** | **$1,509,584** | **$11,152** | |
| Cancelled* | | | $2,497,525 | $2,497,525 | $0 | |
| Completed* | | | $396,685,944 | $396,471,178 | $214,766 | |
| Land Aquisition | | | $25,444,695 | $25,444,695 | $0 | |
| Master Plan | | | $1,769,429 | $1,769,429 | $0 | |
| Procurement | | | $2,194 | $2,194 | $0 | |
| Support Services | | | $65,695,475 | $59,598,524 | $6,096,951 | |
| | **All Remaining Subprojects** | | **$492,095,261** | **$485,783,544** | **$6,311,717** | |
| | **Total Los Angeles City College Subprojects** | | **$657,638,586** | **$657,638,586** | **$0** | |

*Completed and Cancelled Sub-Projects are Reference Exhibit B.

# Los Angeles City College
# Sub-Project/Building Level Detail

## 01C-106.00 - Cesar Chavez - Admin Building Modernization

### SUB-PROJECT PROFILE

***OVERALL STATUS: Future***

DESCRIPTION: Renovation of an existing three-story concrete building with basement for the replacement of the academic programs with community based programs, which would take advantage of the proximity of the building to the periphery of the campus. DSPS/OSS will relocate from Clausen Hall to the Cesar Chavez Admin Bldg in order to be close to the new Student Services Building.

Building Area: 85,538 GSF

| DESIGN START | NTP CONSTRUCTION | SUBSTANTIAL COMPLETION | ACADEMIC OCCUPANCY |
|---|---|---|---|
| 06/12/2020 | 04/21/2023 | 06/09/2025 | 07/30/2025 |

### SUB-PROJECT COST BREAKDOWN

| Cost Type "Bucket" | [a] Current Budget | [b] Contracted | [c] Expended | [d] Estimate at Completion | [e]=[a]-[d] Budget Variance |
|---|---|---|---|---|---|
| Asset, Move, Legal/Audit & Specialty | $73,831 | $0 | $0 | $73,831 | $0 |
| Construction | $21,797,230 | $134,893 | $40,082 | $21,797,230 | $0 |
| Furniture, Fixtures & Equipment | $4,241,844 | $157,083 | $157,083 | $4,241,844 | $0 |
| Program & Project Management | $3,038,214 | $1,456,674 | $1,456,674 | $3,038,214 | $0 |
| Programming & Design | $2,149,813 | $1,126,354 | $977,504 | $2,149,813 | $0 |
| Total Budget | $31,300,931 | $2,875,004 | $2,631,343 | $31,300,931 | $0 |

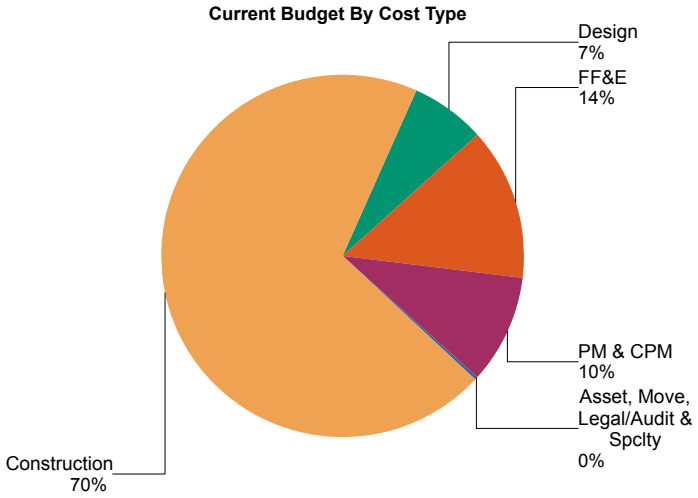


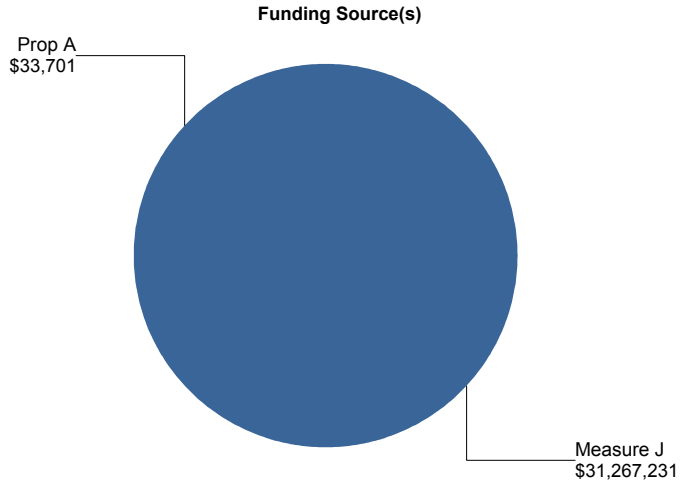

# Los Angeles City College
# Sub-Project/Building Level Detail

## 01C-106.01 - Cesar Chavez - Admin Building Demolition Project

### SUB-PROJECT PROFILE

***OVERALL STATUS: In Pre-Programming***

DESCRIPTION: Complete design and Cesar Chavez Building and the demolition of the existing Cesar Chavez Administration Building. The existing three (3) story building with basement encompasses 85,538 GSF. The New Cesar Chavez Building in envisioned as a three (3) story Administration and Classroom Building with approximately 70,000 GSF (subject to space utilization study) and housing Campus Administration.

| DESIGN START | NTP CONSTRUCTION | SUBSTANTIAL COMPLETION | ACADEMIC OCCUPANCY |
|---|---|---|---|
| 06/11/2020 | 04/26/2022 | 04/21/2023 | 06/12/2023 |

### SUB-PROJECT COST BREAKDOWN

| Cost Type "Bucket" | [a] Current Budget | [b] Contracted | [c] Expended | [d] Estimate at Completion | [e]=[a]-[d] Budget Variance |
|---|---|---|---|---|---|
| Asset, Move, Legal/Audit & Specialty | $226,021 | $0 | $0 | $226,021 | $0 |
| Construction | $4,746,446 | $0 | $0 | $4,746,446 | $0 |
| Program & Project Management | $226,021 | $0 | $0 | $226,021 | $0 |
| Programming & Design | $452,042 | $0 | $0 | $452,042 | $0 |
| Total Budget | $5,650,531 | $0 | $0 | $5,650,531 | $0 |

**Current Budget By Cost Type**

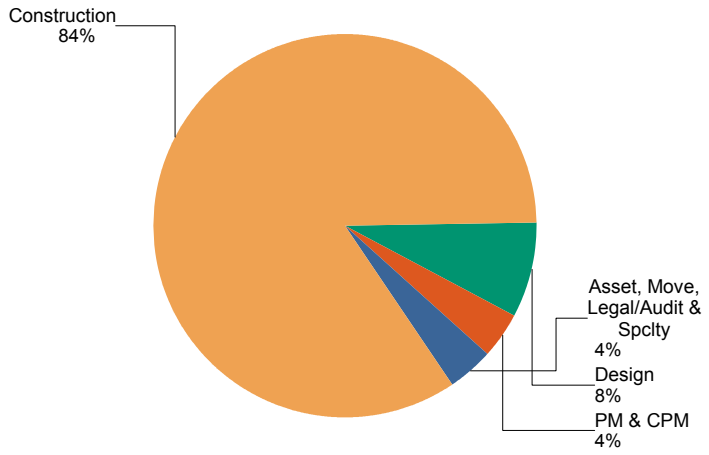


**Funding Source(s)**

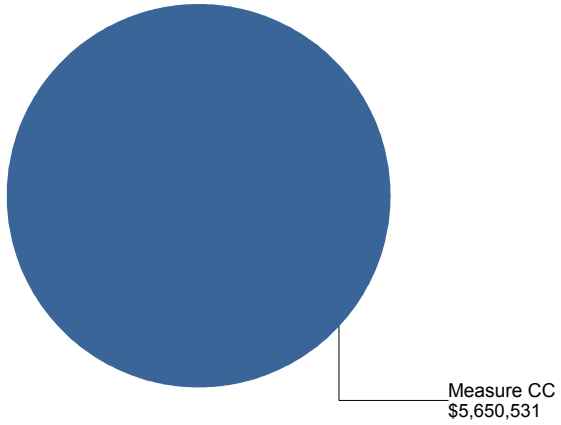

# Los Angeles City College
# Sub-Project/Building Level Detail

## 01C-106.02 - Cesar Chavez - Admin Building New Construction Project

### SUB-PROJECT PROFILE

***OVERALL STATUS: In Pre-Programming***

DESCRIPTION: Complete design and Cesar Chavez Building and the demolition of the existing Cesar Chavez Administration Building. The existing three (3) story building with basement encompasses 85,538 GSF. The New Cesar Chavez Building in envisioned as a three (3) story Administration and Classroom Building with approximately 70,000 GSF (subject to space utilization study) and housing Campus Administration.

| DESIGN START | NTP CONSTRUCTION | SUBSTANTIAL COMPLETION | ACADEMIC OCCUPANCY |
|---|---|---|---|
| 07/09/2020 | 04/21/2023 | 06/09/2025 | 07/30/2025 |

### SUB-PROJECT COST BREAKDOWN

| Cost Type "Bucket" | [a] Current Budget | [b] Contracted | [c] Expended | [d] Estimate at Completion | [e]=[a]-[d] Budget Variance |
|---|---|---|---|---|---|
| Asset, Move, Legal/Audit & Specialty | $2,773,979 | $0 | $0 | $2,773,979 | $0 |
| Construction | $55,853,554 | $0 | $0 | $55,853,554 | $0 |
| Program & Project Management | $2,773,979 | $0 | $0 | $2,773,979 | $0 |
| Programming & Design | $5,547,958 | $0 | $0 | $5,547,958 | $0 |
| Total Budget | $66,949,469 | $0 | $0 | $66,949,469 | $0 |

**Current Budget By Cost Type**

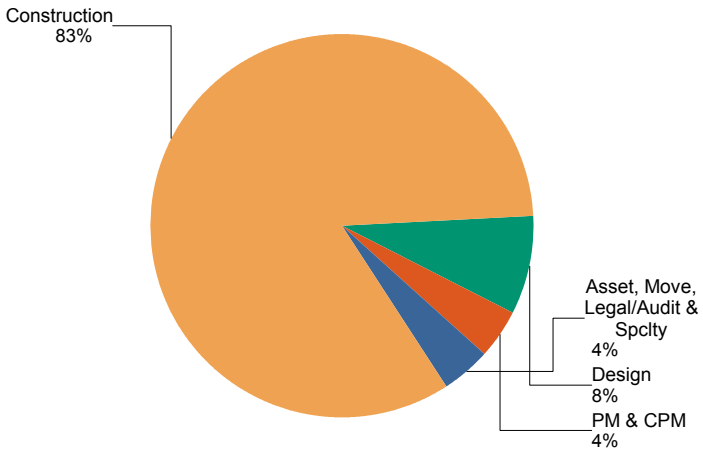


**Funding Source(s)**

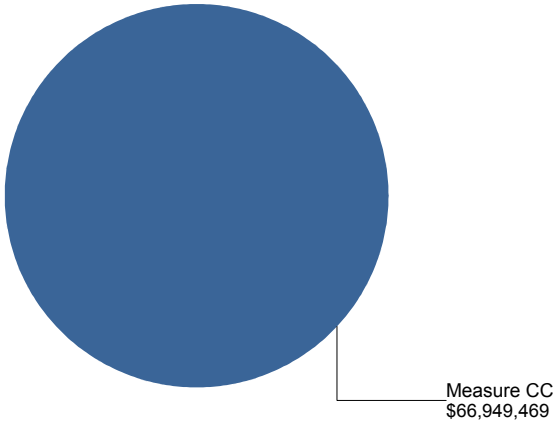

# Los Angeles City College
# Sub-Project/Building Level Detail

## 01C-108.00 - Da Vinci Hall

### SUB-PROJECT PROFILE

***OVERALL STATUS: In Construction***

DESCRIPTION: Modernization of an existing three-story concrete frame building. The building will be vacated and modernized to accommodate various functions, including Art + Architecture, Art Gallery, Journalism, Photography, general assignment classrooms, administrative offices and support functions.

Building Area: 65,920 GSF

| DESIGN START | NTP CONSTRUCTION | SUBSTANTIAL COMPLETION | ACADEMIC OCCUPANCY |
|---|---|---|---|
| 02/01/2011 | 01/04/2017 | 10/01/2019 | 01/06/2020 |

### SUB-PROJECT COST BREAKDOWN

| Cost Type "Bucket" | [a] Current Budget | [b] Contracted | [c] Expended | [d] Estimate at Completion | [e]=[a]-[d] Budget Variance |
|---|---|---|---|---|---|
| Asset, Move, Legal/Audit & Specialty | $83,584 | $47,152 | $46,070 | $83,584 | $0 |
| Construction | $30,511,348 | $21,502,976 | $15,018,312 | $30,511,348 | $0 |
| Furniture, Fixtures & Equipment | $2,614,900 | $0 | $0 | $2,614,900 | $0 |
| Program & Project Management | $2,730,853 | $1,919,873 | $1,919,873 | $2,730,853 | $0 |
| Programming & Design | $3,231,471 | $3,216,808 | $2,629,245 | $3,231,471 | $0 |
| Total Budget | $39,172,156 | $26,686,809 | $19,613,500 | $39,172,156 | $0 |

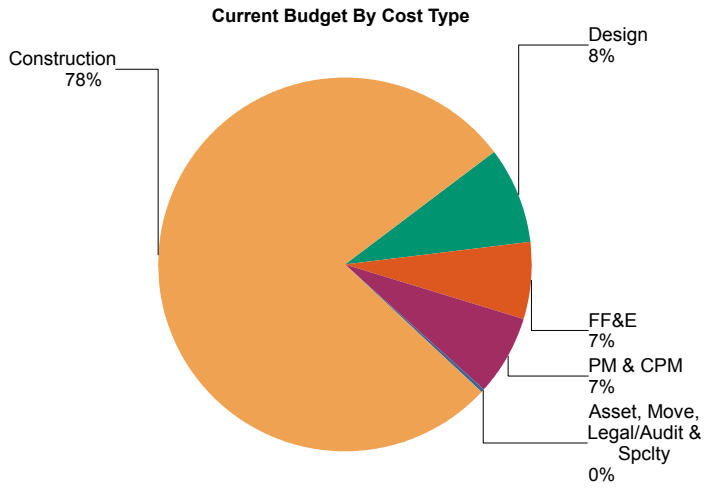


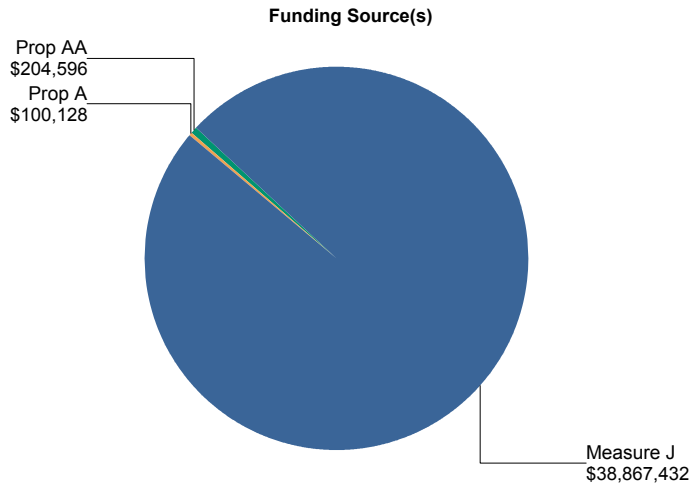

# Los Angeles City College
# Sub-Project/Building Level Detail

## 01C-172.00 - Emergency Lighting, Fire Alarm, and Security Systems

### SUB-PROJECT PROFILE

***OVERALL STATUS: In Programming***

DESCRIPTION: Install and/or upgrade emergency lighting, fire alarm, and security systems throughout the campus.

| DESIGN START | NTP CONSTRUCTION | SUBSTANTIAL COMPLETION | ACADEMIC OCCUPANCY |
|---|---|---|---|
| 07/01/2019 | 01/25/2021 | 12/22/2021 | 01/12/2022 |

### SUB-PROJECT COST BREAKDOWN

| Cost Type "Bucket" | [a] Current Budget | [b] Contracted | [c] Expended | [d] Estimate at Completion | [e]=[a]-[d] Budget Variance |
|---|---|---|---|---|---|
| Asset, Move, Legal/Audit & Specialty | $122,287 | $122,287 | $122,287 | $122,287 | $0 |
| Construction | $4,349,524 | $84,035 | $84,035 | $4,349,524 | $0 |
| Furniture, Fixtures & Equipment | $329 | $329 | $329 | $329 | $0 |
| Program & Project Management | $514,173 | $360,590 | $360,590 | $514,173 | $0 |
| Programming & Design | $501,195 | $280,101 | $280,101 | $501,195 | $0 |
| Total Budget | $5,487,508 | $847,341 | $847,341 | $5,487,508 | $0 |

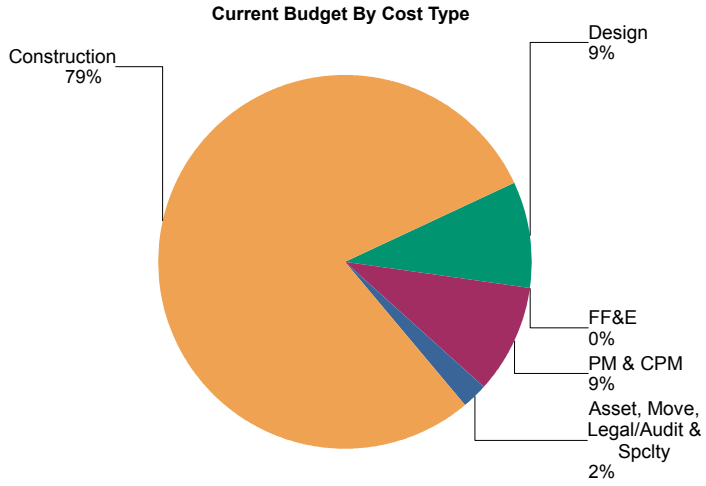


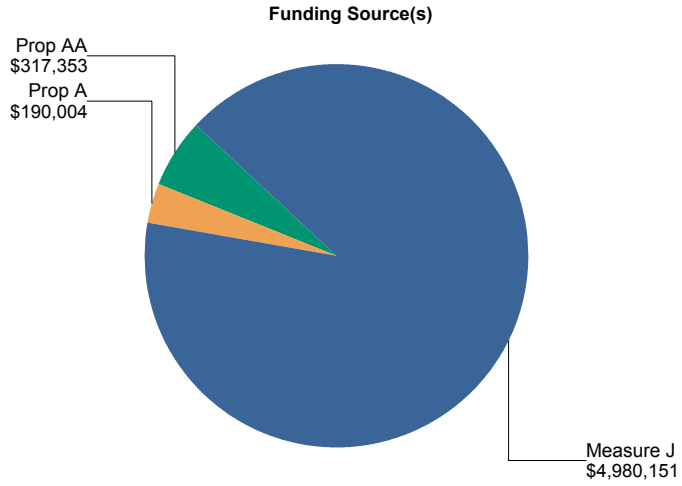

# Los Angeles City College
# Sub-Project/Building Level Detail

## 01C-173.02 - RWGPL - Landscaping/Hardscape Improvements

### SUB-PROJECT PROFILE

***OVERALL STATUS: In Programming***

DESCRIPTION: Campus wide landscape, hardscape, lighting, signage & ADA access plans.

| DESIGN START | NTP CONSTRUCTION | SUBSTANTIAL COMPLETION | ACADEMIC OCCUPANCY |
|---|---|---|---|
| 07/01/2019 | 01/25/2021 | 12/22/2021 | 01/12/2022 |

### SUB-PROJECT COST BREAKDOWN

| Cost Type "Bucket" | [a] Current Budget | [b] Contracted | [c] Expended | [d] Estimate at Completion | [e]=[a]-[d] Budget Variance |
|---|---|---|---|---|---|
| Construction | $4,349,087 | $1,432,975 | $1,432,975 | $4,349,087 | $0 |
| Furniture, Fixtures & Equipment | $10,653 | $653 | $653 | $10,653 | $0 |
| Program & Project Management | $1,274,462 | $1,192,002 | $1,192,002 | $1,274,462 | $0 |
| Programming & Design | $2,130,847 | $1,395,050 | $1,395,050 | $2,130,847 | $0 |
| Total Budget | $7,765,049 | $4,020,679 | $4,020,679 | $7,765,049 | $0 |

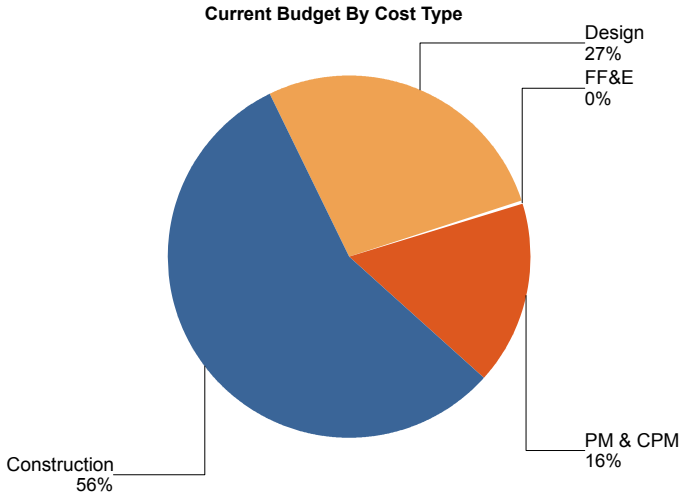


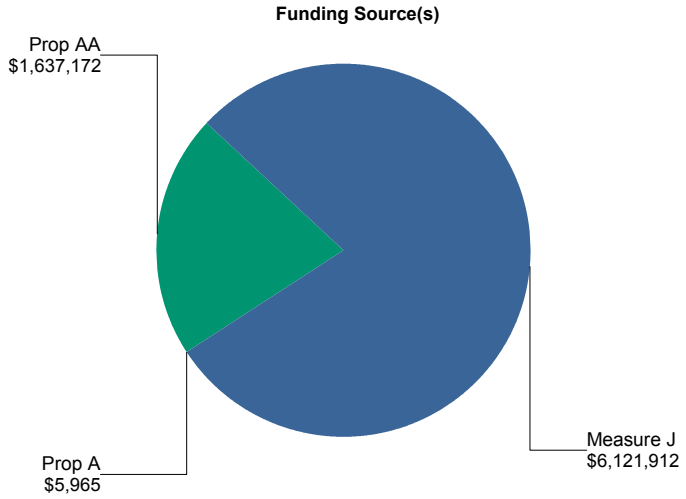

# Los Angeles City College
# Sub-Project/Building Level Detail

## 01C-173.06 - RWGPL - Central Plant Phase II

### SUB-PROJECT PROFILE

***OVERALL STATUS: At DSA***

DESCRIPTION: The project consists of the addition of a chilled water thermal energy storage tank which partially replaces an existing ice storage tank system. The project also includes the equipment upgrades to the existing central plant and associated site work to expand two existing utility yards.

| DESIGN START | NTP CONSTRUCTION | SUBSTANTIAL COMPLETION | ACADEMIC OCCUPANCY |
|---|---|---|---|
| 01/25/2016 | 06/13/2019 | 05/12/2020 | 06/11/2020 |

### SUB-PROJECT COST BREAKDOWN

| Cost Type "Bucket" | [a] Current Budget | [b] Contracted | [c] Expended | [d] Estimate at Completion | [e]=[a]-[d] Budget Variance |
|---|---|---|---|---|---|
| Asset, Move, Legal/Audit & Specialty | $158,713 | $90,504 | $90,504 | $158,713 | $0 |
| Construction | $5,880,825 | $513,465 | $7,634 | $11,816,096 | $(5,935,271) |
| Furniture, Fixtures & Equipment | $0 | $0 | $0 | $0 | $0 |
| Program & Project Management | $588,999 | $472,643 | $472,643 | $895,747 | $(306,748) |
| Programming & Design | $1,068,407 | $993,423 | $756,717 | $1,149,257 | $(80,850) |
| Total Budget | $7,696,944 | $2,070,035 | $1,327,498 | $14,019,813 | $(6,322,869) |

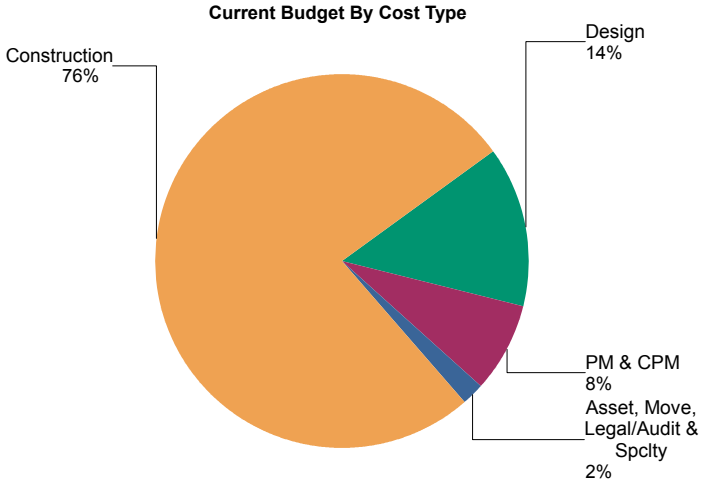


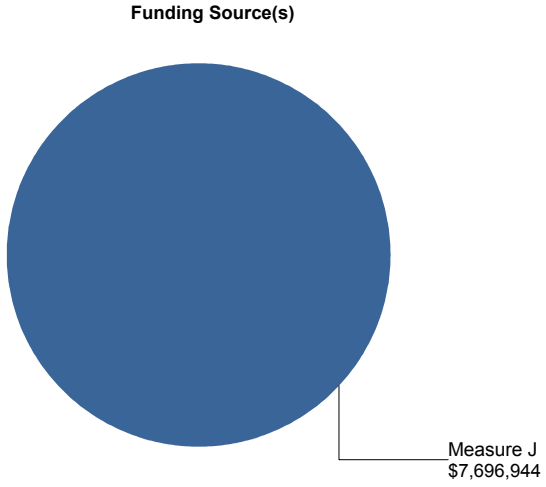

# Los Angeles City College
## Exhibit A

**Exhibit A**
**Los Angeles City College**
**Budget Transfer Log**

# Los Angeles City College
## Sub-Project/Building Level Budget Transfer Log

| Proj Ref | Project/Building Name | Established Budget | Current Budget | Variance | Approved Date |
|---|---|---|---|---|---|
| 01C-106.00 | Cesar Chavez - Admin Building Modernization | $31,300,931 | $31,300,931 | | 01/31/2017 |
| 01C-106.01 | Cesar Chavez - Admin Building Demolition Project | $5,650,531 | $5,650,531 | | 01/31/2017 |
| 01C-106.02 | Cesar Chavez - Admin Building New Construction Project | $66,949,469 | $66,949,469 | | 01/31/2017 |
| 01C-108.00 | Da Vinci Hall | $28,327,801 | $28,327,801 | | 01/31/2017 |
| | | | $28,532,397 | $204,596 | 06/19/2018 |
| | | | $32,103,599 | $3,571,202 | 10/01/2018 |
| | | | $39,172,156 | $7,068,557 | 10/02/2018 |
| 01C-116.01 | M&O FACILITIES | $326,455 | $326,455 | | 01/31/2017 |
| 01C-148.00 | South Gym Modernization | $1,205,441 | $1,205,441 | | 01/31/2017 |
| | | | $1,194,281 | $(11,160) | 10/17/2018 |
| 01C-172.00 | Emergency Lighting, Fire Alarm, and Security Systems | $5,487,508 | $5,487,508 | | 01/31/2017 |
| 01C-173.02 | RWGPL - Landscaping/Hardscape Improvements | $7,765,049 | $7,765,049 | | 01/31/2017 |
| 01C-173.06 | RWGPL - Central Plant Phase II | $7,696,944 | $7,696,944 | | 01/31/2017 |

Budget transfers performed to reflect campus project re-prioritization of the strategic execution plan.

# Los Angeles City College
Exhibit B

## Exhibit B
## Los Angeles City College
## Non-Active and Non-Pending Subprojects

# Los Angeles City College
## Non Active and Non-Pending Sub-Projects

| Cancelled | | Current Budget | EAC | Funding Variance |
|---|---|---|---|---|
| 01C-102.00 | Family Life Science | $112,331 | $112,331 | $0 |
| 01C-113.00 | Martin Luther King Annex (Learning Skill Center) | $76,915 | $76,915 | $0 |
| 01C-117.00 | Student Admissions Center | $921,548 | $921,548 | $0 |
| 01C-119.00 | Parking Structure - Student Admissions Center | $751,541 | $751,541 | $0 |
| 01C-132.00 | Cafeteria Building | $17,054 | $17,054 | $0 |
| 01C-132.01 | CITY-CAFETERIA BLDG RENOVATION | $3,105 | $3,105 | $0 |
| 01C-133.00 | Theater Building | $38,789 | $38,789 | $0 |
| 01C-135.00 | Science and Technology II | $135,328 | $135,328 | $0 |
| 01C-136.00 | Communications Building | $28,619 | $28,619 | $0 |
| 01C-147.00 | Learning Support Center | $333,692 | $333,692 | $0 |
| 01C-147.01 | Demolition of Cafeteria | $0 | $0 | $0 |
| 01C-150.01 | Chem Bldg - Business Admin Dept TI | $36,823 | $36,823 | $0 |
| 01C-150.03 | Chemistry Building Improvements | $560 | $560 | $0 |
| 01C-151.02 | Life Sciences Building Improvements | $0 | $0 | $0 |
| 01C-173.08 | RWGPL - Replace Electrical at Chemistry Demo Site | $41,220 | $41,220 | $0 |
| | | **$2,497,525** | **$2,497,525** | **$0** |

| Completed | | Current Budget | EAC | Funding Variance |
|---|---|---|---|---|
| 01C-101.00 | Science and Technology Building | $42,972,250 | $42,972,250 | $0 |
| 01C-103.00 | Maintenance Facilities | $308,764 | $308,764 | $0 |
| 01C-107.00 | Clausen Hall Modernization | $24,232,519 | $24,219,668 | $12,851 |
| 01C-107.01 | Clausen Hall - DSPS | $645,020 | $645,020 | $0 |
| 01C-107.02 | Clausen Hall - Modernization | $33,146 | $33,146 | $0 |
| 01C-109.00 | Franklin Hall Modernization | $24,469,090 | $24,469,090 | $0 |
| 01C-110.00 | Holmes Hall Modernization | $13,351,755 | $13,330,840 | $20,916 |
| 01C-111.00 | Jefferson Hall Modernization | $10,871,169 | $10,868,070 | $3,099 |
| 01C-112.00 | Campus-Wide Computer Network for Internet Access | $54,627 | $54,627 | $0 |
| 01C-115.00 | Health, Fitness, PE Building | $25,850,773 | $25,850,773 | $0 |
| 01C-116.00 | Parking Structure | $51,681,057 | $51,664,997 | $16,061 |
| 01C-118.00 | Demolition of Chemistry Building, Bleachers and Pool | $45,625 | $45,625 | $0 |
| 01C-120.00 | Athletic Field | $3,899,452 | $3,899,452 | $0 |
| 01C-121.00 | Demolition of Men's Gym | $111,673 | $111,673 | $0 |
| 01C-122.00 | Child Development Center | $14,556,143 | $14,556,143 | $0 |
| 01C-130.00 | Women's Gym Renovation | $31,000 | $31,000 | $0 |
| 01C-131.00 | MLK Library - Learning Resource Center | $23,318,493 | $23,317,472 | $1,021 |
| 01C-134.00 | Student Services Center | $41,596,533 | $41,596,533 | $0 |
| 01C-134.01 | Demolition of Learning Resource Center | $4,425,294 | $4,425,294 | $0 |
| 01C-136.01 | Communications Building Roof Repair | $582,987 | $582,987 | $0 |
| 01C-137.00 | Roofing - Chavez, Rad Tech, Holmes, Theater | $580,768 | $580,768 | $0 |
| 01C-138.00 | Student Lounge | $555,205 | $555,205 | $0 |
| 01C-141.00 | Parking Mitigation - I-Pass | $539,520 | $539,520 | $0 |
| 01C-143.00 | Food Lab Upgrade | $772,963 | $772,963 | $0 |
| 01C-144.00 | Monroe Street Plaza | $1,351,311 | $1,351,311 | $0 |
| 01C-145.00 | Green Technology Student Union Building | $40,999,393 | $40,997,518 | $1,876 |

# Los Angeles City College
## Non Active and Non-Pending Sub-Projects

| Completed | | Current Budget | EAC | Funding Variance |
|---|---|---|---|---|
| 01C-146.00 | Physical Plant (M&O Building) | $9,320,643 | $9,260,729 | $59,914 |
| 01C-149.00 | Demolition of Men's Gym, Pool, Maint & Misc Bungalows | $2,207,995 | $2,207,995 | $0 |
| 01C-150.00 | Chemistry Building Modernization | $5,096,771 | $5,096,480 | $290 |
| 01C-151.00 | Life Sciences Modernization | $4,506,273 | $4,506,273 | $0 |
| 01C-152.00 | Tennis Courts | $1,095,871 | $1,092,469 | $3,402 |
| 01C-157.00 | Campus-Wide Upgrades | $612,086 | $612,086 | $0 |
| 01C-158.00 | Sidewalk Repairs Parking Lots 1 & 2 | $147,228 | $147,228 | $0 |
| 01C-159.00 | Parking Lot 1 Improvement | $46,499 | $46,499 | $0 |
| 01C-173.01 | RWGPL - Site Utilities Infrastructure | $23,946,988 | $23,946,988 | $0 |
| 01C-173.03 | RWGPL - Traffic Mitigation | $9,057,837 | $9,057,837 | $0 |
| 01C-173.07 | RWGPL - Central Plant Phase I | $7,395,012 | $7,395,012 | $0 |
| 01C-174.00 | Signage for Safety and Public Information | $818 | $818 | $0 |
| 01C-175.00 | Restrooms Modernization | $1,001,564 | $1,001,564 | $0 |
| 01C-176.01 | Demolition of Maintenance Bungalows | $117,868 | $117,868 | $0 |
| 01C-176.02 | Demolition of Tennis Courts, Bungalows | $263,663 | $263,663 | $0 |
| 01C-176.03 | Demolition of Bungalows for P.E. Building | $272,696 | $272,696 | $0 |
| 01C-177.00 | Relocation of Other Temporary Spaces | $111,939 | $111,939 | $0 |
| 01C-177.01 | Relocation of Transfer Center and MO | $226,575 | $226,575 | $0 |
| 01C-177.02 | Temporary Facilities - Parking | $464,956 | $464,956 | $0 |
| 01C-177.03 | Relocation of Clausen Hall Student Center | $79,135 | $79,135 | $0 |
| 01C-177.04 | Relocation of Other Temporary Spaces | $88,589 | $88,589 | $0 |
| 01C-177.05 | Relocation of Chemistry Department | $912,491 | $912,491 | $0 |
| 01C-177.06 | Relocation of Child Development Center | $1,124,032 | $1,124,032 | $0 |
| 01C-177.07 | Temporary Student Center | $187,680 | $187,680 | $0 |
| 01C-177.09 | Relocation of Community Services and Temporary Parking Lot | $38,465 | $38,465 | $0 |
| 01C-179.01 | Campus-Wide Improvements - State Square Utilities | $108,307 | $108,307 | $0 |
| 01C-179.02 | DSA Fees | $150 | $150 | $0 |
| 01C-179.03 | Campus-Wide Improvements - HVAC | $17,100 | $17,100 | $0 |
| 01C-179.04 | RWGPL - LEED and Site Improvements | $5,980 | $5,980 | $0 |
| 01C-179.06 | IT GENERATOR | $114,013 | $114,013 | $0 |
| 01C-179.07 | Door Replacement Project | $106,763 | $11,427 | $95,336 |
| 01C-179.08 | Clock Replacement | $173,427 | $173,427 | $0 |
| | | **$396,685,944** | **$396,471,178** | **$214,766** |

| Support Services | | Current Budget | EAC | Funding Variance |
|---|---|---|---|---|
| 01C-142.00 | Temporary Facilities/3020 Wilshire | $14,763,450 | $14,763,450 | $0 |
| 01C-156.01 | DW-SCANNING & CODING | $2,045 | $2,045 | $0 |
| 01C-189.00 | Asset Assessment and Move Management | $769,678 | $769,678 | $0 |
| 01C-190.00 | Program Management Services | $12,910,692 | $12,910,692 | $0 |
| 01C-190.OCIP | City - OCIP | $3,869,319 | $3,869,319 | $0 |
| 01C-191.00 | Project Management Services | $21,346,846 | $21,346,846 | $0 |
| 01C-192.00 | Reimbursables | $276,029 | $276,029 | $0 |
| 01C-193.00 | Campus Program Management - Legal Services | $526,024 | $526,024 | $0 |
| 01C-194.00 | Performance / Financial Auditing Services | $402,312 | $402,312 | $0 |

# Los Angeles City College
## Non Active and Non-Pending Sub-Projects

| Support Services | | Current Budget | EAC | Funding Variance |
|---|---|---|---|---|
| 01C-195.00 | Other Consulting Services | $4,157,599 | $4,176,745 | $(19,145) |
| 01C-196.00 | Inspection and Testing | $17,665 | $17,665 | $0 |
| 01C-197.00 | Election Costs Prop A | $61,840 | $61,840 | $0 |
| 01C-199.00 | Campus Program Management - Owner's Reserve | $134,930 | $0 | $134,930 |
| 01C-1PR.00 | Program Reserve 2017 Release - City | $6,457,046 | $475,880 | $5,981,166 |
| | | **$65,695,475** | **$59,598,524** | **$6,096,951** |

| Land Aquisition | | Current Budget | EAC | Funding Variance |
|---|---|---|---|---|
| 01C-139.00 | Land Acquisition - South of Monroe Street Projects | $25,444,695 | $25,444,695 | $0 |
| | | **$25,444,695** | **$25,444,695** | **$0** |

| Master Plan | | Current Budget | EAC | Funding Variance |
|---|---|---|---|---|
| 01C-160.01 | Master Planning Phase II | $0 | $0 | $0 |
| 01C-160.02 | EIR Phase II | $0 | $0 | $0 |
| 01C-160.03 | Survey Phase II | $0 | $0 | $0 |
| 01C-170.00 | Master Planning | $963,492 | $963,492 | $0 |
| 01C-180.00 | Site Survey and Infrastructure Studies | $518,262 | $518,262 | $0 |
| 01C-181.00 | Environmental Impact Report (EIR) | $287,628 | $287,628 | $0 |
| 01C-182.00 | CEQA | $47 | $47 | $0 |
| | | **$1,769,429** | **$1,769,429** | **$0** |

| Procurement | | Current Budget | EAC | Funding Variance |
|---|---|---|---|---|
| 01C-154.01 | Waterless urinals | $311 | $311 | $0 |
| 01C-154.02 | Video Conference - Construction | $0 | $0 | $0 |
| 01C-155.02 | Bulk Purchase - Power tools | $91 | $91 | $0 |
| 01C-155.03 | Bulk Purchase - ATHLET/FIT EQUIPMENT | $4 | $4 | $0 |
| 01C-155.04 | Bulk Purchase - Musical Instruments | $378 | $378 | $0 |
| 01C-155.05 | Video Conference Equipment | $1,395 | $1,395 | $0 |
| 01C-155.06 | Bulk Purchase - CHILD DEV CTR F&E | $15 | $15 | $0 |
| | | **$2,194** | **$2,194** | **$0** |

# Los Angeles City College
## Exhibit C

**Exhibit C**
**Los Angeles City College**
**Budget Transfer Log (2014 thru 2017 Rebaseline)**

# Los Angeles City College
## Sub-Project/Building Level Budget Transfer Log (2014 thru 2017 Rebaseline)

| Proj Ref | Project/Building Name | Established Budget | Current Budget | Variance | Approved Date |
|---|---|---|---|---|---|
| 01C-106.00 | Cesar Chavez - Admin Building Modernization | $27,461,336 | $27,461,336 | | 01/01/2014 |
| | | | $34,707,939 | $7,246,602 | 07/22/2015 |
| | | | $31,300,931 | $(3,407,007) | 01/25/2017 |
| 01C-106.01 | Cesar Chavez - Admin Building Demolition Project | $5,650,531 | $5,650,531 | | 01/01/2014 |
| 01C-106.02 | Cesar Chavez - Admin Building New Construction Project | $66,949,469 | $66,949,469 | | 01/01/2014 |
| 01C-108.00 | Da Vinci Hall | $24,097,645 | $24,097,645 | | 01/01/2014 |
| | | | $25,380,762 | $1,283,116 | 07/22/2015 |
| | | | $28,327,801 | $2,947,038 | 01/25/2017 |
| 01C-116.01 | M&O FACILITIES | $311,648 | $311,648 | | 01/01/2014 |
| | | | $314,914 | $3,266 | 04/22/2015 |
| | | | $326,455 | $11,541 | 01/25/2017 |
| 01C-148.00 | South Gym Modernization | $13,466,342 | $13,466,342 | | 01/01/2014 |
| | | | $13,551,342 | $85,000 | 07/13/2015 |
| | | | $1,805,298 | $(11,746,043) | 07/22/2015 |
| | | | $1,205,441 | $(599,857) | 01/25/2017 |
| 01C-172.00 | Emergency Lighting, Fire Alarm, and Security Systems | $5,167,234 | $5,167,234 | | 01/01/2014 |
| | | | $5,173,612 | $6,377 | 04/22/2015 |
| | | | $5,173,602 | $(10) | 07/15/2015 |
| | | | $5,931,368 | $757,766 | 07/22/2015 |
| | | | $5,487,508 | $(443,859) | 01/25/2017 |
| 01C-173.02 | RWGPL - Landscaping/Hardscape Improvements | $7,628,955 | $7,628,955 | | 01/01/2014 |
| | | | $7,645,585 | $16,630 | 04/22/2015 |
| | | | $7,555,747 | $(89,838) | 07/15/2015 |
| | | | $8,630,017 | $1,074,270 | 07/22/2015 |
| | | | $7,765,049 | $(864,968) | 01/25/2017 |
| 01C-173.06 | RWGPL - Central Plant Phase II | $6,167,463 | $6,167,463 | | 01/01/2014 |
| | | | $6,158,453 | $(9,010) | 11/08/2007 |
| | | | $6,167,463 | $9,010 | 01/15/2008 |
| | | | $6,183,026 | $15,562 | 04/22/2015 |
| | | | $7,179,874 | $996,848 | 07/22/2015 |
| | | | $8,319,874 | $1,140,000 | 12/17/2015 |

# Los Angeles City College
## Sub-Project/Building Level Budget Transfer Log (2014 thru 2017 Rebaseline)

| Proj Ref | Project/Building Name | Established Budget | Current Budget | Variance | Approved Date |
|---|---|---|---|---|---|
| | | | $7,696,944 | $(622,929) | 01/25/2017 |

# East Los Angeles College
## College Building Program Overview

East Los Angeles College has been serving the Monterey Park and East Los Angeles communities since 1945 and has the unique distinction of having the largest student population of all nine LACCD colleges. ELAC has undergone a remarkable renaissance on its main campus and is in the planning stages to open a new satellite campus in the nearby City of South Gate. Thanks to the voters of Los Angeles and their passage of Propositions A and AA and Measures J and CC, the ELAC campus continues its transformation into a 21st Century state-of-the-art educational institution. Openings to date include the 160,000 square foot LEED™ Gold Performing Fine Arts Complex consisting of the Vincent Price Museum, the Recital Hall and the Theatre Building, the 58,000 square foot LEED™ Silver Student Services Building, the 40,000 square foot Admin Building, the 100,000 square foot Technology Center, the 45,000 square foot LEED™ Certified Social & Behavioral Sciences Building, 95,000 square foot LEED™ Certified Phase 1 Science Career & Mathematics Building, the 28,000 square foot LEED™ Certified Physics and Earth Science Building, the 39,380 square foot LEED™ Gold Campus Student Center Bookstore, the 138,575 square foot LEED™ Gold Ernest H. Moreno-Language Arts & Humanities building, the 1445 & 1881 stall - multiple story Parking Structures, 1.8 Megawatts of Photovoltaic Arrays, a new Central Plant, a new campus-wide utility infrastructure system, a modernized Plant Facilities Complex, and athletic facilities improvement projects including ELAC stadium modernization and new Men's Baseball and Women's Softball Field complexes.




ELAC's focus on STEM (Science, Technology, Engineering, and Mathematics) and MESA (Mathematics, Engineering, and Science Achievement) is evident in the 120,000 square feet Science Career & Mathematics Complex (SCMC). Finishing the SCMC will complete the new campus quad which also includes the Campus Student Center Bookstore and the recently commissioned Ernest H. Moreno Language Arts and Humanities building - the State of California's largest classroom building.

**COLLEGE PROGRESS SUMMARY (January 2019)**

| Sub Project Number | Sub Project Title | % Complete | Academic Occupancy Date | Progress Summary |
|---|---|---|---|---|
| 02E-222.07 | Site Restorations at Bungalow Complexes | 35.00% | 01/06/2020 | Construction in progress. Modular Company has delayed picking up the units. |

# East Los Angeles College
## College Funding and Overall Budget

The total building program funding of $758 million is comprised of Proposition A/AA, Measure J/CC, State Capital Outlay, Scheduled Maintenance Projects (SMP) and a Federal Grant. The State Capital Outlay funds were used for the construction of two new buildings, the Technology Center E7 and the Social & Behavioral Sciences Building F7, provide partial FFE funds for the Performing Fine Arts Complex and additional funding for the modernization and expansion of the Helen Miller Bailey Library F3. The SMP funds were used as additional funding for various campus facilities maintenance projects including seismic, mechanical, electrical, infrastructure and roofing systems upgrades. The Federal Grant was used to fund the new Bus Transit Center located along Collegian Avenue.

### PROGRAM FUNDING

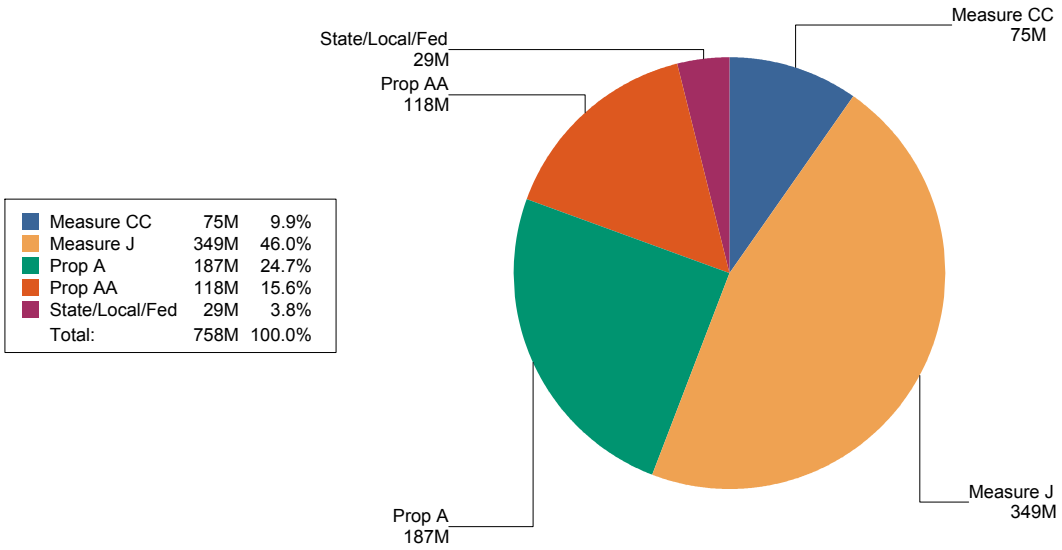


### COLLEGE BUDGET

| Cost Type "Bucket" | [a] Current Budget | [b] Contracted | [c] Expended | [d] Estimate at Completion | [e]=[a]-[d] Budget Variance |
|---|---|---|---|---|---|
| Programming & Design | $65,420,707 | $53,358,491 | $53,071,375 | $65,534,392 | $(113,685) |
| Owner's Reserve | $18,555,266 | $0 | $0 | $17,293,882 | $1,261,384 |
| Program & Project Management | $67,222,643 | $62,366,813 | $62,202,195 | $67,748,423 | $(525,780) |
| Land Acquisition | $13,472,023 | $13,472,023 | $13,472,023 | $13,472,023 | $0 |
| Asset, Move, Legal/Audit & Specialty | $11,747,326 | $8,354,977 | $8,236,271 | $11,768,476 | $(21,151) |
| Construction | $563,246,456 | $479,990,527 | $477,179,440 | $564,401,054 | $(1,154,598) |
| Furniture, Fixtures & Equipment | $18,797,898 | $18,128,807 | $18,126,906 | $18,244,068 | $553,830 |
| Total Budget | $758,462,319 | $635,671,638 | $632,288,210 | $758,462,319 | $0 |

# East Los Angeles College
## Sub-Project List

**SUB-PROJECTS**

| Sub-Project ID | Project/Building Name | Status | [a] Current Budget | [b] Estimate at Completion | [c]=[a]-[b] Budget Variance | Academic Occupancy Date |
|---|---|---|---|---|---|---|
| 02E-218.00 | Academic Network Integrated Backbone | In Const Procurement | $4,750,618 | $5,585,270 | $(834,651) | 12/03/2019 |
| 02E-222.07 | Site Restorations at Bungalow Complexes | In Construction | $2,967,080 | $2,967,080 | $0 | 01/06/2020 |
| 02E-223.03 | Equipment Expansion for Central Plant | In Pre-Programming | $29,260,000 | $29,260,000 | $0 | 07/01/2022 |
| 02E-261.00 | Public Service Building | In Pre-Programming | $27,975,000 | $27,975,000 | $0 | 08/28/2023 |
| 02E-262.00 | Nursing and Allied Health Building | In Pre-Programming | $36,928,000 | $36,928,000 | $0 | 06/17/2024 |
| 02E-273.08 | RWGPL - Monterey Park Water Upgrade | Support-Active | $1,500,000 | $1,500,000 | $0 | 10/18/2019 |
| | **Total Active Subprojects** | | **$103,380,698** | **$104,215,350** | **$(834,651)** | |
| Cancelled* | | | $3,309,898 | $3,309,898 | $0 | |
| Completed* | | | $564,457,142 | $564,457,142 | $0 | |
| Land Aquisition | | | $13,459,468 | $13,459,468 | $0 | |
| Master Plan | | | $939,293 | $939,293 | $0 | |
| Procurement | | | $115,168 | $115,168 | $0 | |
| Support Services | | | $72,800,651 | $71,965,999 | $834,651 | |
| | **All Remaining Subprojects** | | **$655,081,621** | **$654,246,969** | **$834,651** | |
| **Total East Los Angeles College Subprojects** | | | **$758,462,319** | **$758,462,319** | **$0** | |

*Completed and Cancelled Sub-Projects are Reference Exhibit B.

# East Los Angeles College
# Sub-Project/Building Level Detail

## 02E-218.00 - Academic Network Integrated Backbone

### SUB-PROJECT PROFILE

***OVERALL STATUS: In Const Procurement***

DESCRIPTION: The Academic network backbone will project low voltage (data, communication) connectivity throughout the campus, mainly between Bond funded projects. The majority of the scope will be included within each Bond project.

| DESIGN START | NTP CONSTRUCTION | SUBSTANTIAL COMPLETION | ACADEMIC OCCUPANCY |
|---|---|---|---|
| 09/27/2017 | 03/29/2019 | 11/03/2019 | 12/03/2019 |

### SUB-PROJECT COST BREAKDOWN

| Cost Type "Bucket" | [a] Current Budget | [b] Contracted | [c] Expended | [d] Estimate at Completion | [e]=[a]-[d] Budget Variance |
|---|---|---|---|---|---|
| Asset, Move, Legal/Audit & Specialty | $55,400 | $0 | $0 | $76,551 | $(21,151) |
| Construction | $2,683,246 | $1,394,812 | $1,394,812 | $3,868,959 | $(1,185,713) |
| Furniture, Fixtures & Equipment | $1,073,016 | $432,170 | $432,170 | $519,186 | $553,830 |
| Program & Project Management | $125,558 | $76,399 | $76,399 | $224,709 | $(99,151) |
| Programming & Design | $813,398 | $739,011 | $717,396 | $895,864 | $(82,467) |
| Total Budget | $4,750,618 | $2,642,392 | $2,620,777 | $5,585,270 | $(834,651) |

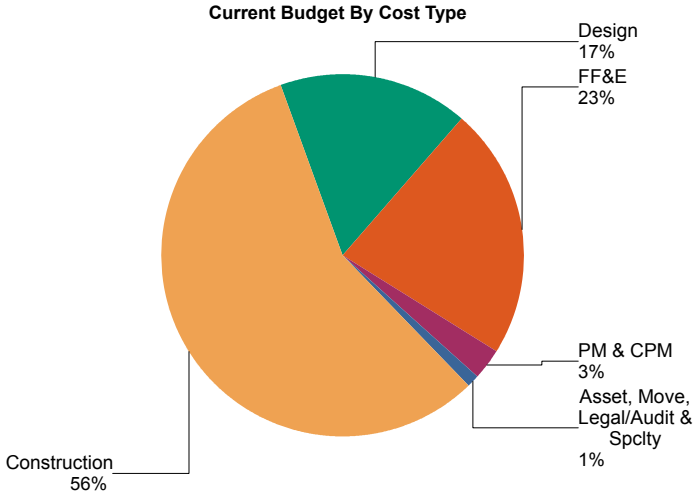


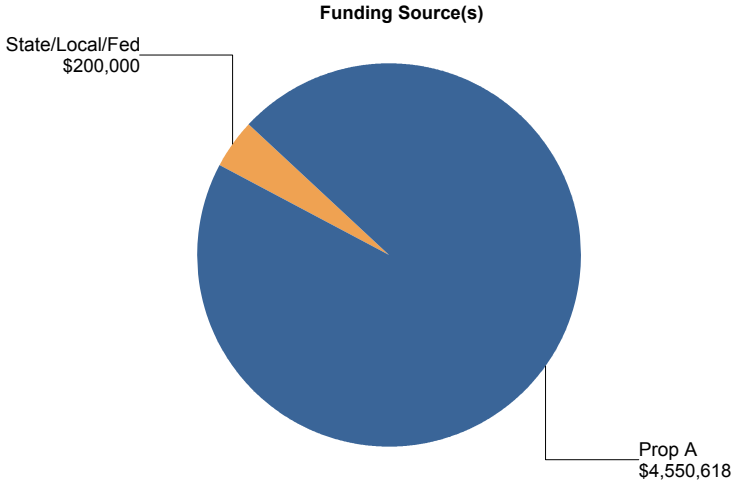

# East Los Angeles College
# Sub-Project/Building Level Detail

## 02E-222.07 - Site Restorations at Bungalow Complexes

### SUB-PROJECT PROFILE

***OVERALL STATUS: In Construction***

DESCRIPTION: Site Restorations at Bungalow Complexes
Cap and cut all utilities to 19 bungalows (Science Center) and restore sites:
E8-1, B1-111, B1-107, AA-4, 1-103, B1-104, B1-112, B1-109, B1-110, B6-101, B1-5, E8-2, AA-1, AA-2, B1-114, B1-102, AA-3, -108, B-01

| DESIGN START | NTP CONSTRUCTION | SUBSTANTIAL COMPLETION | ACADEMIC OCCUPANCY |
|---|---|---|---|
| 04/23/2018 | 10/08/2018 | 07/10/2019 | 01/06/2020 |

### SUB-PROJECT COST BREAKDOWN

| Cost Type "Bucket" | [a] Current Budget | [b] Contracted | [c] Expended | [d] Estimate at Completion | [e]=[a]-[d] Budget Variance |
|---|---|---|---|---|---|
| Construction | $2,522,325 | $2,047,619 | $1,340,654 | $2,522,325 | $0 |
| Program & Project Management | $242,217 | $213,194 | $213,194 | $242,217 | $0 |
| Programming & Design | $202,538 | $94,869 | $71,648 | $202,538 | $0 |
| Total Budget | $2,967,080 | $2,355,682 | $1,625,495 | $2,967,080 | $0 |

**Current Budget By Cost Type**

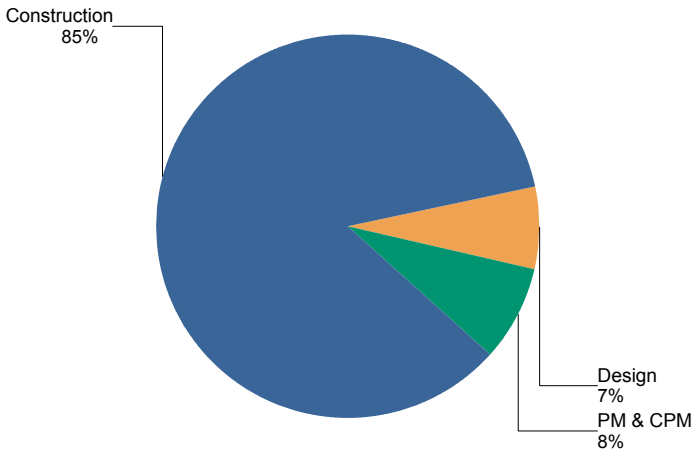


**Funding Source(s)**

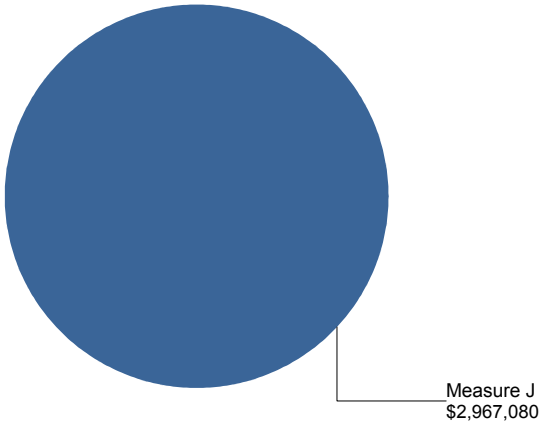

# East Los Angeles College
# Sub-Project/Building Level Detail

## 02E-223.03 - Equipment Expansion for Central Plant

### SUB-PROJECT PROFILE

***OVERALL STATUS: In Pre-Programming***

DESCRIPTION: Equipment expansion needs requires additional 1-880 Ton Chiller (Turbo Modulator), 1-2500 Gallon Coolling Tower and Ice Tanks.

| DESIGN START | NTP CONSTRUCTION | SUBSTANTIAL COMPLETION | ACADEMIC OCCUPANCY |
|---|---|---|---|
| 12/10/2019 | 04/17/2021 | 06/04/2022 | 07/01/2022 |

### SUB-PROJECT COST BREAKDOWN

| Cost Type "Bucket" | [a] Current Budget | [b] Contracted | [c] Expended | [d] Estimate at Completion | [e]=[a]-[d] Budget Variance |
|---|---|---|---|---|---|
| Asset, Move, Legal/Audit & Specialty | $1,125,000 | $103,943 | $0 | $1,125,000 | $0 |
| Construction | $23,183,000 | $0 | $0 | $23,183,000 | $0 |
| Program & Project Management | $1,350,000 | $15,530 | $15,530 | $1,350,000 | $0 |
| Programming & Design | $3,602,000 | $0 | $0 | $3,602,000 | $0 |
| Total Budget | $29,260,000 | $119,472 | $15,530 | $29,260,000 | $0 |

**Current Budget By Cost Type**

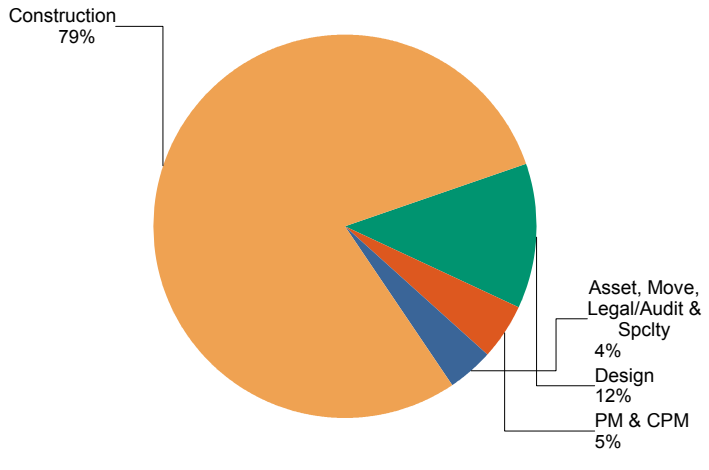


**Funding Source(s)**

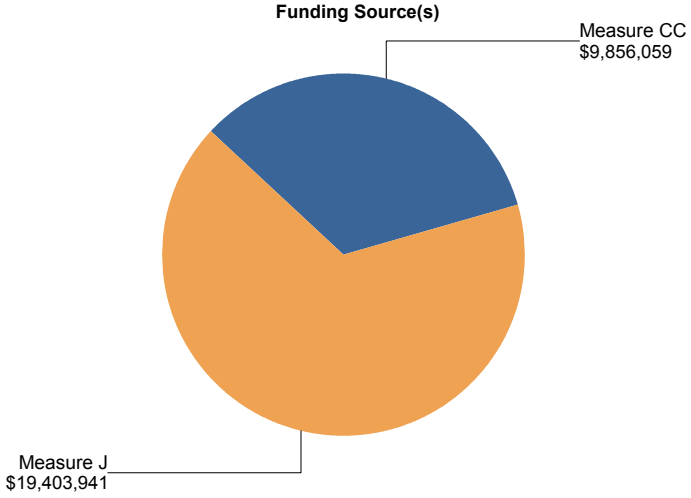

# East Los Angeles College
# Sub-Project/Building Level Detail

## 02E-261.00 - Public Service Building

### SUB-PROJECT PROFILE

***OVERALL STATUS: In Pre-Programming***

DESCRIPTION: This project is a replacement of non-permanent building. The construction of a much larger permanent Public Service Building will enable the Administration of Justice Department to transition a number of Instructional Service Agreement (ISA) classes for various sheriff and probation departments to the main campus.

| DESIGN START | NTP CONSTRUCTION | SUBSTANTIAL COMPLETION | ACADEMIC OCCUPANCY |
|---|---|---|---|
| 01/27/2020 | 01/12/2022 | 03/24/2023 | 08/28/2023 |

### SUB-PROJECT COST BREAKDOWN

| Cost Type "Bucket" | [a] Current Budget | [b] Contracted | [c] Expended | [d] Estimate at Completion | [e]=[a]-[d] Budget Variance |
|---|---|---|---|---|---|
| Asset, Move, Legal/Audit & Specialty | $949,000 | $0 | $0 | $949,000 | $0 |
| Construction | $22,600,000 | $0 | $0 | $22,600,000 | $0 |
| Program & Project Management | $1,119,000 | $0 | $0 | $1,119,000 | $0 |
| Programming & Design | $3,307,000 | $0 | $0 | $3,307,000 | $0 |
| Total Budget | $27,975,000 | $0 | $0 | $27,975,000 | $0 |

**Current Budget By Cost Type**

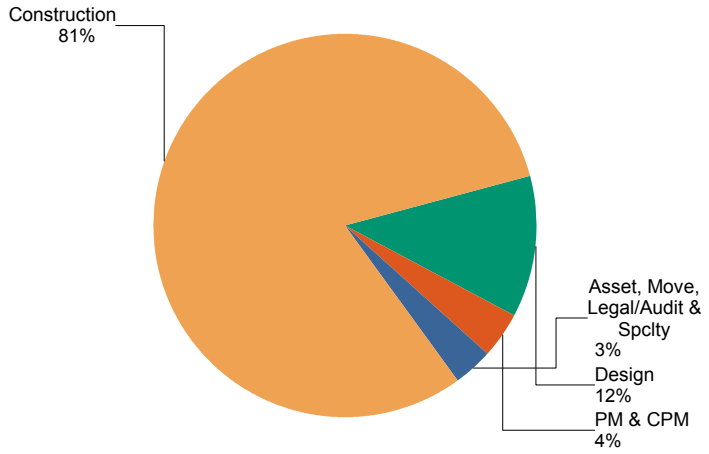


**Funding Source(s)**

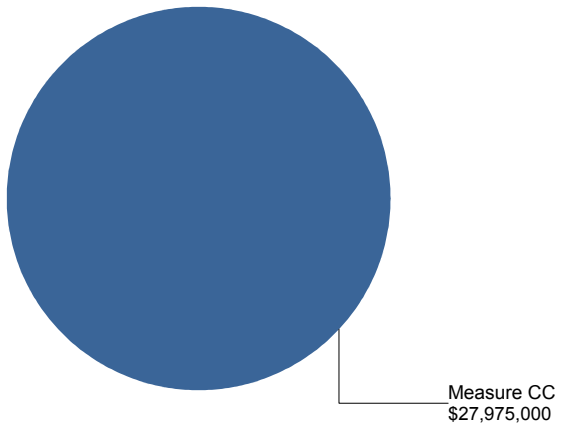

# East Los Angeles College
# Sub-Project/Building Level Detail

## 02E-262.00 - Nursing and Allied Health Building

### SUB-PROJECT PROFILE

***OVERALL STATUS: In Pre-Programming***

DESCRIPTION: To build a new Nursing and Allied Health facility. The building housing the nursing program was built in 1978. The FCI Report by the state of California dated January 2017, indicates that the FCI for the existing building is 64.93%. No renovations have taken place in this building. The cost and benefits of building a new facility for the Nursing program outweigh the cost of renovating the existing facility to meet current standards. This project was initially deferred in 2010.

| DESIGN START | NTP CONSTRUCTION | SUBSTANTIAL COMPLETION | ACADEMIC OCCUPANCY |
|---|---|---|---|
| 03/25/2020 | 11/02/2022 | 02/11/2024 | 06/17/2024 |

### SUB-PROJECT COST BREAKDOWN

| Cost Type "Bucket" | [a] Current Budget | [b] Contracted | [c] Expended | [d] Estimate at Completion | [e]=[a]-[d] Budget Variance |
|---|---|---|---|---|---|
| Asset, Move, Legal/Audit & Specialty | $1,233,000 | $0 | $0 | $1,233,000 | $0 |
| Construction | $29,763,000 | $0 | $0 | $29,763,000 | $0 |
| Program & Project Management | $1,477,000 | $0 | $0 | $1,477,000 | $0 |
| Programming & Design | $4,455,000 | $0 | $0 | $4,455,000 | $0 |
| Total Budget | $36,928,000 | $0 | $0 | $36,928,000 | $0 |

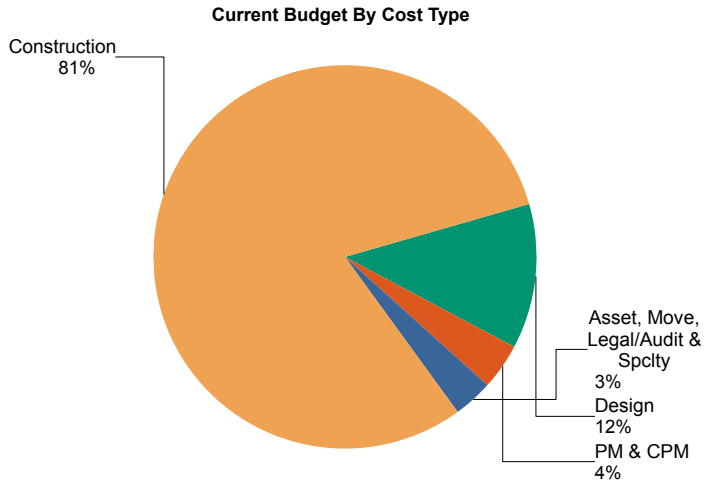


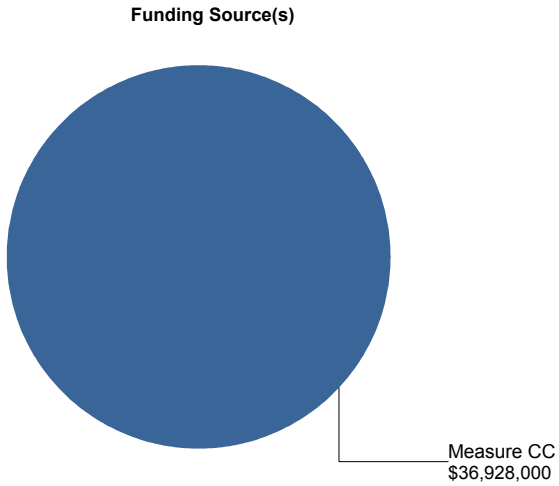

# East Los Angeles College
# Sub-Project/Building Level Detail

## 02E-273.08 - RWGPL - Monterey Park Water Upgrade

### SUB-PROJECT PROFILE

***OVERALL STATUS: Support-Active***

DESCRIPTION: This project to be undertaken by the City of Monterey is part of the Memorandum of Understanding with the District to supplement the fire water needs of the ELAC campus during emergencies. The project entails modifications and upgrades to the controls sys

| DESIGN START | NTP CONSTRUCTION | SUBSTANTIAL COMPLETION | ACADEMIC OCCUPANCY |
|---|---|---|---|
| 12/30/2003 | 02/01/2019 | 09/18/2019 | 10/18/2019 |

### SUB-PROJECT COST BREAKDOWN

| Cost Type "Bucket" | [a] Current Budget | [b] Contracted | [c] Expended | [d] Estimate at Completion | [e]=[a]-[d] Budget Variance |
|---|---|---|---|---|---|
| Construction | $1,500,000 | $0 | $0 | $1,500,000 | $0 |
| Total Budget | $1,500,000 | $0 | $0 | $1,500,000 | $0 |

**Current Budget By Cost Type**

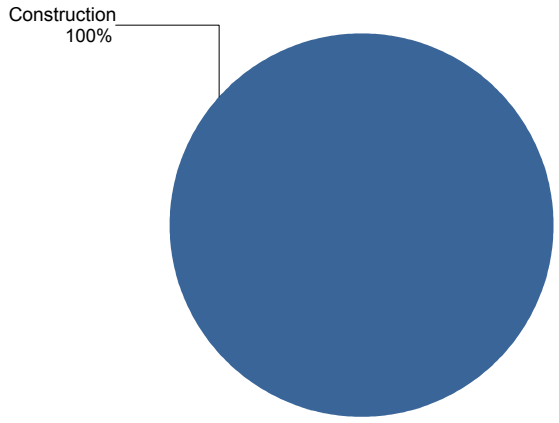


**Funding Source(s)**

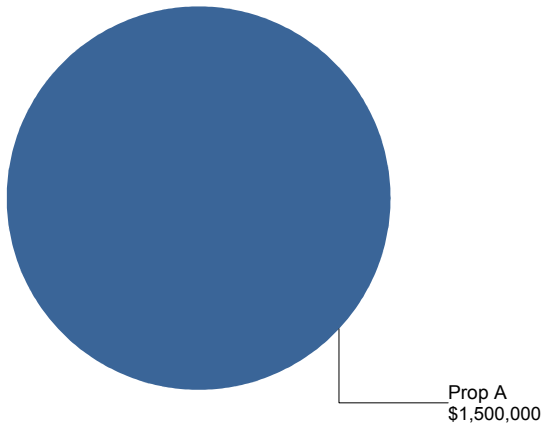

# East Los Angeles College
## Exhibit A

**Exhibit A**
**East Los Angeles College**
**Budget Transfer Log**

# East Los Angeles College
## Sub-Project/Building Level Budget Transfer Log

| Proj Ref | Project/Building Name | Established Budget | Current Budget | Variance | Approved Date |
|---|---|---|---|---|---|
| 02E-218.00 | Academic Network Integrated Backbone | $4,750,618 | $4,750,618 | | 01/31/2017 |
| 02E-222.07 | Site Restorations at Bungalow Complexes | $2,167,358 | $2,167,358 | | 01/31/2017 |
| | | | $2,967,080 | $799,722 | 08/31/2018 |
| 02E-223.03 | Equipment Expansion for Central Plant | $9,856,059 | $9,856,059 | | 01/31/2017 |
| | | | $29,260,000 | $19,403,941 | 04/27/2018 |
| 02E-261.00 | Public Service Building | $27,975,000 | $27,975,000 | | 01/31/2017 |
| 02E-262.00 | Nursing and Allied Health Building | $36,928,000 | $36,928,000 | | 01/31/2017 |
| 02E-273.08 | RWGPL - Monterey Park Water Upgrade | $1,500,000 | $1,500,000 | | 01/31/2017 |

Budget transfers performed to reflect campus project re-prioritization of the strategic execution plan.

# East Los Angeles College
Exhibit B

## Exhibit B
## East Los Angeles College
## Non-Active and Non-Pending Subprojects

# East Los Angeles College
## Non Active and Non-Pending Sub-Projects

| Cancelled | | Current Budget | EAC | Funding Variance |
|---|---|---|---|---|
| 02E-213.00 | Campus Center F5 | $36,399 | $36,399 | $0 |
| 02E-216.00 | Community Outreach Educational Center | $13,608 | $13,608 | $0 |
| 02E-222.06 | Science Career & Mathematics Building H8 (Physics) | $170,329 | $170,329 | $0 |
| 02E-231.01 | F9-B2 Bungalows (Temp Space) | $598,728 | $598,728 | $0 |
| 02E-232.00 | Health Careers Center | $2,445,075 | $2,445,075 | $0 |
| 02E-279.08 | Campus-Wide Improvements - Tech Center Central Quad | $45,758 | $45,758 | $0 |
| | | **$3,309,898** | **$3,309,898** | **$0** |

| Completed | | Current Budget | EAC | Funding Variance |
|---|---|---|---|---|
| 02E-201.00 | Health Care Careers Center | $22,585 | $22,585 | $0 |
| 02E-202.00 | Parking Structure Lot 3 | $29,647,389 | $29,647,389 | $0 |
| 02E-203.00 | Physical Plant Building | $3,666,099 | $3,666,099 | $0 |
| 02E-203.01 | Plant Facilities Bldg. Fire Line | $162,206 | $162,206 | $0 |
| 02E-205.00 | Parking Structure Lot 4/Facilities Maintenance (Northeast) | $16,621,254 | $16,621,254 | $0 |
| 02E-206.02 | Fitness Center- Men's Gym | $714,436 | $714,436 | $0 |
| 02E-206.03 | Men's Fitness Center Conversion | $88,200 | $88,200 | $0 |
| 02E-207.00 | Performing and Fine Arts Complex | $83,373,423 | $83,373,423 | $0 |
| 02E-207.01 | Performing & Fine Arts Complex - Leak Repairs | $4,155,160 | $4,155,160 | $0 |
| 02E-208.00 | Parking Structure Study | $11,270 | $11,270 | $0 |
| 02E-210.00 | Language Arts Center | $189,190 | $189,190 | $0 |
| 02E-211.01 | Stadium Synthetic Turf | $758,834 | $758,834 | $0 |
| 02E-211.02 | PE Fields - Track and Field Events | $1,050,391 | $1,050,391 | $0 |
| 02E-211.03 | PE Fields - Baseball Safety Fencing | $16,461 | $16,461 | $0 |
| 02E-211.04 | PE Fields - Baseball Lockers, Dugout & Fencing | $2,327,467 | $2,327,467 | $0 |
| 02E-211.05 | PE Fields - Ramp to Temporary Parking | $257,890 | $257,890 | $0 |
| 02E-211.06 | PE Fields - Women's Softball Field | $1,774,093 | $1,774,093 | $0 |
| 02E-211.07 | ELAC Stadium-Benches & Concrete Sealing | $79,429 | $79,429 | $0 |
| 02E-211.08 | Swim Stadium Modernization | $24,280 | $24,280 | $0 |
| 02E-212.00 | Bailey Library Learning Center Modernization | $16,773,899 | $16,773,899 | $0 |
| 02E-212.01 | Campus Conference Center | $239,667 | $239,667 | $0 |
| 02E-212.02 | Bailey Library - Electrical and Mechanical Upgrade | $2,029,824 | $2,029,824 | $0 |
| 02E-212.03 | Bailey Library - Roof Replacement | $1,350 | $1,350 | $0 |
| 02E-214.02 | Baum Center | $24,066,294 | $24,066,294 | $0 |
| 02E-215.00 | Stadium Modernization - Phase 1 | $5,613,390 | $5,613,390 | $0 |
| 02E-215.01 | ELAC Stadium Modernization | $767,136 | $767,136 | $0 |
| 02E-215.02 | ELAC Stadium - Bleacher Covers | $659,026 | $659,026 | $0 |
| 02E-215.03 | ELAC Stadium - Stadium Concrete Coating | $752,890 | $752,890 | $0 |
| 02E-215.05 | ELAC Stadium - Alteration Scoreboard | $1,119,526 | $1,119,526 | $0 |
| 02E-215.06 | ELAC Stadium - Artificial Turf Replacement | $524,414 | $524,414 | $0 |
| 02E-217.00 | Student Services Building E1 | $36,081,091 | $36,081,091 | $0 |
| 02E-219.02 | Vicky Chang Technology Building | $9,520,489 | $9,520,489 | $0 |
| 02E-221.01 | Transit Center- Site Preparation | $285,040 | $285,040 | $0 |
| 02E-221.02 | Transit Center Accessibility | $103,005 | $103,005 | $0 |
| 02E-221.03 | K5 Retaining Wall | $250,977 | $250,977 | $0 |

# East Los Angeles College
## Non Active and Non-Pending Sub-Projects

| Completed | | Current Budget | EAC | Funding Variance |
|---|---|---|---|---|
| 02E-222.00 | Science Career & Mathematics Building | $3,734,496 | $3,734,496 | $0 |
| 02E-222.01 | Science Career & Mathematics Building - Swing Space | $6,911,994 | $6,911,994 | $0 |
| 02E-222.02 | Science Career & Mathematics Building - Demolition Phase | $1,983,528 | $1,983,528 | $0 |
| 02E-222.03 | Science Career & Mathematics Building G5 (Classrooms/Labs) | $52,059,245 | $52,059,245 | $0 |
| 02E-222.04 | Science Career & Mathematics Building G7 (Lecture Bldg.) | $2,964,746 | $2,964,746 | $0 |
| 02E-222.05 | Science Career & Mathematics Building G8 (Earth Science) | $16,761,930 | $16,761,930 | $0 |
| 02E-223.01 | Northwest Parking Photovoltaic Farm | $117,199 | $117,199 | $0 |
| 02E-223.02 | Central Plant | $29,284,212 | $29,284,212 | $0 |
| 02E-226.00 | Ceiling Mitigation Phase 2 | $3,220 | $3,220 | $0 |
| 02E-227.00 | Northeast Parking Resurfacing | $475,838 | $475,838 | $0 |
| 02E-228.00 | E3 & E5 Replacement Building | $17,120,434 | $17,120,434 | $0 |
| 02E-228.01 | Sewer Spill Clean Up at F7 | $930 | $930 | $0 |
| 02E-230.00 | Men's Baseball Field Renovation-Parking Lot to Baseball Field | $2,086,822 | $2,086,822 | $0 |
| 02E-230.01 | Baseball Paving & Fencing | $726,698 | $726,698 | $0 |
| 02E-231.00 | Campus Student Center/ Book Store Complex | $36,910,487 | $36,910,487 | $0 |
| 02E-231.02 | Campus Student Center/ Book Store Complex - Demolition | $388,053 | $388,053 | $0 |
| 02E-232.01 | Health Careers Center- Swing Space | $18,868 | $18,868 | $0 |
| 02E-233.00 | General Classroom Building | $0 | $0 | $0 |
| 02E-234.00 | Ernest H. Moreno Language Arts and Humanities | $75,134,068 | $75,134,068 | $0 |
| 02E-234.01 | Student Success and Retention Center / Swing Space | $2,598,132 | $2,598,132 | $0 |
| 02E-234.02 | Site Restorations at Bungalow Complexes | $1,220,405 | $1,220,405 | $0 |
| 02E-234.03 | Student Success and Retention Center - Demolition | $0 | $0 | $0 |
| 02E-235.00 | Marquees | $1,934,626 | $1,934,626 | $0 |
| 02E-272.01 | Campus-Wide Improvements - Fire Alarm | $644,627 | $644,627 | $0 |
| 02E-273.02 | Utility Infrastructure and Traffic Improvements | $27,527,647 | $27,527,647 | $0 |
| 02E-273.03 | EAST-CENTRAL FIRE PUMP | $34,899 | $34,899 | $0 |
| 02E-273.04 | Parking Structure Lot 3 Site Preparation Package | $7,084,622 | $7,084,622 | $0 |
| 02E-273.05 | RWGPL | $413,406 | $413,406 | $0 |
| 02E-273.07 | RWGPL-OffSite Fire Line | $31,707 | $31,707 | $0 |
| 02E-274.02 | Campus Improvements - Outdoor Marquee and Signage | $58,432 | $58,432 | $0 |
| 02E-274.03 | Campus Improvements - Entry Plaza | $8,974,883 | $8,974,883 | $0 |
| 02E-275.00 | Restrooms-Modernization Bldg | $1,051,877 | $1,051,877 | $0 |
| 02E-276.00 | Demolition - Master | $46,360 | $46,360 | $0 |
| 02E-276.01 | Demolition -Facilities | $1,667,291 | $1,667,291 | $0 |
| 02E-276.02 | Demolition - K8 Building | $40,352 | $40,352 | $0 |
| 02E-277.00 | Temporary Facilities - Master | $119,916 | $119,916 | $0 |
| 02E-277.01 | Temporary Facilities - Relocation or Swing Space | $3,325,809 | $3,325,809 | $0 |
| 02E-277.02 | Temporary Facilities - Off Site Parking | $1,941,928 | $1,941,928 | $0 |
| 02E-277.03 | Temporary Facilities - Relocation of Swing Space - N2 Relocation | $857,593 | $857,593 | $0 |
| 02E-277.04 | Temporary Facilities - R5 Replacement | $1,523,196 | $1,523,196 | $0 |
| 02E-277.05 | Temporary Facilities - R5A Relocation | $839,180 | $839,180 | $0 |
| 02E-277.06 | Temporary Facilities - K6 Relocation | $46,474 | $46,474 | $0 |
| 02E-277.07 | Temporary Facilities - N2 Modernization | $118,464 | $118,464 | $0 |
| 02E-277.08 | Temporary Facilities - Lease Component | $772,726 | $772,726 | $0 |

# East Los Angeles College
## Non Active and Non-Pending Sub-Projects

| Completed | | Current Budget | EAC | Funding Variance |
|---|---|---|---|---|
| 02E-277.09 | Temporary Facilities - Swing Space Phase 2 | $2,550,364 | $2,550,364 | $0 |
| 02E-277.10 | Art Relocation F6,F7,F8 | $4,577,004 | $4,577,004 | $0 |
| 02E-277.11 | Conversion Baseball Field to Parking Lot | $435,962 | $435,962 | $0 |
| 02E-277.12 | BAILEY LIBRARY RELOCATION | $145,277 | $145,277 | $0 |
| 02E-279.03 | Campus-Wide Improvements - E3 & E5 Multimedia Conversion | $594,109 | $594,109 | $0 |
| 02E-279.04 | Campus-Wide Improvements - F, G, H, & K Mechanical and Electrical U | $1,229,198 | $1,229,198 | $0 |
| 02E-279.05 | Campus-Wide Improvements - SCE Transformer Upgrades | $322,659 | $322,659 | $0 |
| 02E-279.09 | Campus-Wide Improvements - Site Power Upgrade Study | $34,000 | $34,000 | $0 |
| 02E-279.11 | Buildings Utility & Site Improvements | $229,648 | $229,648 | $0 |
| 02E-279.15 | Campus-Wide Improvements - Building E7 & E8 Abatement | $122,648 | $122,648 | $0 |
| 02E-279.17 | Campus-Wide Improvements - Feeder 7 | $13,565 | $13,565 | $0 |
| 02E-279.18 | Campus-Wide Improvements - Fire Loop | $529,155 | $529,155 | $0 |
| 02E-279.20 | F,GH &K Mechanical and Electrical Upgrades | $101,370 | $101,370 | $0 |
| 02E-279.21 | E9 & G9 Boiler Replacement | $286,783 | $286,783 | $0 |
| | | **$564,457,142** | **$564,457,142** | **$0** |

| Support Services | | Current Budget | EAC | Funding Variance |
|---|---|---|---|---|
| 02E-256.01 | DW-SCANNING & CODING | $567 | $567 | $0 |
| 02E-289.00 | Campus Program Management - Asset Assessment and Move manage | $1,077,482 | $1,077,482 | $0 |
| 02E-290.00 | Campus Program Management - Program Management Services | $15,075,258 | $15,075,258 | $0 |
| 02E-290.OCIP | East OCIP | $6,089,464 | $6,089,464 | $0 |
| 02E-291.00 | Campus Program Management - Project Management Services | $24,687,582 | $25,114,212 | $(426,629) |
| 02E-292.00 | Campus Program Management - Reimbursables | $1,259,845 | $1,259,845 | $0 |
| 02E-293.00 | Campus Program Management - Legal Services | $653,569 | $653,569 | $0 |
| 02E-294.00 | Campus Program Management - Performance / Financial Auditing Serv | $450,520 | $450,520 | $0 |
| 02E-295.00 | Campus Program Management - Other Consulting Services | $4,878,465 | $4,878,567 | $(103) |
| 02E-296.00 | Campus Program Management - Inspection and Testing | $276 | $276 | $0 |
| 02E-297.00 | Campus Program Management - Election Costs - Prop A | $72,356 | $72,356 | $0 |
| 02E-299.00 | Campus Program Management - Owner's Reserve | $18,555,266 | $17,293,882 | $1,261,384 |
| 02E-2PR.00 | Program Reserve 2017 Release - East | $0 | $0 | $0 |
| | | **$72,800,651** | **$71,965,999** | **$834,651** |

| Land Aquisition | | Current Budget | EAC | Funding Variance |
|---|---|---|---|---|
| 02E-278.00 | Corporate Center for Health Career | $13,459,468 | $13,459,468 | $0 |
| | | **$13,459,468** | **$13,459,468** | **$0** |

| Master Plan | | Current Budget | EAC | Funding Variance |
|---|---|---|---|---|
| 02E-260.01 | Master Planning Phase II | $0 | $0 | $0 |
| 02E-260.02 | EIR Phase II | $0 | $0 | $0 |
| 02E-260.03 | Survey Phase II | $0 | $0 | $0 |
| 02E-270.00 | Master Planning | $323,895 | $323,895 | $0 |
| 02E-279.00 | Campus-Wide Improvements - Master | $22,558 | $22,558 | $0 |
| 02E-280.00 | Master Planning: Site Survey and Infrastructure Studies | $42,170 | $42,170 | $0 |
| 02E-281.00 | Environmental Impact Report | $43,425 | $43,425 | $0 |

# East Los Angeles College
## Non Active and Non-Pending Sub-Projects

| Master Plan | | Current Budget | EAC | Funding Variance |
|---|---|---|---|---|
| 02E-281.01 | Environmental Impact Report Update | $507,245 | $507,245 | $0 |
| | | **$939,293** | **$939,293** | **$0** |

| Procurement | | Current Budget | EAC | Funding Variance |
|---|---|---|---|---|
| 02E-254.01 | Waterless urinals | $114,600 | $114,600 | $0 |
| 02E-254.02 | Video Conference - Construction | $0 | $0 | $0 |
| 02E-255.02 | Bulk Purchase - Power tools | $106 | $106 | $0 |
| 02E-255.03 | Bulk Purchase - ATHLET/FIT EQUIPMENT | $5 | $5 | $0 |
| 02E-255.04 | Bulk Purchase - Musical Instruments | $441 | $441 | $0 |
| 02E-255.05 | Video Conference Equipment | $0 | $0 | $0 |
| 02E-255.06 | Bulk Purchase - CHILD DEV CTR F&E | $17 | $17 | $0 |
| | | **$115,168** | **$115,168** | **$0** |

# East Los Angeles College
## Exhibit C

**Exhibit C**
**East Los Angeles College**
**Budget Transfer Log (2014 thru 2017 Rebaseline)**

# East Los Angeles College
## Sub-Project/Building Level Budget Transfer Log (2014 thru 2017 Rebaseline)

| Proj Ref | Project/Building Name | Established Budget | Current Budget | Variance | Approved Date |
|---|---|---|---|---|---|
| 02E-218.00 | Academic Network Integrated Backbone | $3,730,219 | $3,730,219 | | 01/01/2014 |
| | | | $4,750,618 | $1,020,398 | 01/26/2017 |
| 02E-222.07 | Site Restorations at Bungalow Complexes | $2,167,358 | $2,167,358 | | 01/01/2014 |
| 02E-223.03 | Equipment Expansion for Central Plant | $9,856,059 | $9,856,059 | | 01/01/2014 |
| 02E-261.00 | Public Service Building | $27,975,000 | $27,975,000 | | 01/01/2014 |
| 02E-262.00 | Nursing and Allied Health Building | $36,928,000 | $36,928,000 | | 01/01/2014 |
| 02E-273.08 | RWGPL - Monterey Park Water Upgrade | $1,500,000 | $1,500,000 | | 01/01/2014 |

# Los Angeles Harbor College
## College Building Program Overview

Los Angeles Harbor College's educational programs and support services meet the needs of the diverse communities within the South Bay and the adjacent communities of the Palos Verdes Peninsula, Port of Long Beach and neighboring cities of San Pedro, Torrance, Carson, Gardena and Wilmington.

LAHC presents a broad range of curriculum geared toward helping students prepare themselves for life in the 21st century and offering a variety of programs and services to help its students achieve life goals.

This is an exciting time for Harbor College as it enters the final phase of the upgrades and construction utilizing bond funds from Propositions A, AA and Measure J. These bond programs are responsible for new and upgraded buildings including the new 45,000 gross square feet Library Learning Resource Center (LLRC) and the LEED™ Platinum Science Complex featuring state-of-the art lecture halls, classrooms, science and computer laboratories and conference and faculty lounge space. Bond funds were also utilized to complete the modernization of the Theater Drama Speech Building.

The Campus Wide accessibility project is in its final stage of construction and will be completed this Summer, 2018.

Currently the new 59,950 gross square feet Student Union Building is under construction and will be completed in the Fall of 2018.

**COLLEGE PROGRESS SUMMARY (January 2019)**

| Sub Project Number | Sub Project Title | % Complete | Academic Occupancy Date | Progress Summary |
|---|---|---|---|---|
| 03H-350.01 | S.A.I.L.S-Student Union | 97.00% | 02/11/2019 | Construction in progress. |
| 03H-350.03 | S.A.I.L.S-Infrastr/Land & Hardscape/Security | 95.00% | 09/16/2019 | Remaining scope to start after completion of the Student Union Bldg. |

# Los Angeles Harbor College
## College Funding and Overall Budget

The $538M budgeted to the Campus is comprised of bond funds under Proposition A, Proposition AA, and Measure J/CC, and State Contribution consisting of Capital Outlay, Scheduled Maintenance Projects (SMP), grants and other. The Technology Building, Child Development Center, PE Wellness Center and the New Learning Resource Center projects were partly funded with State capital outlay funds.

### PROGRAM FUNDING

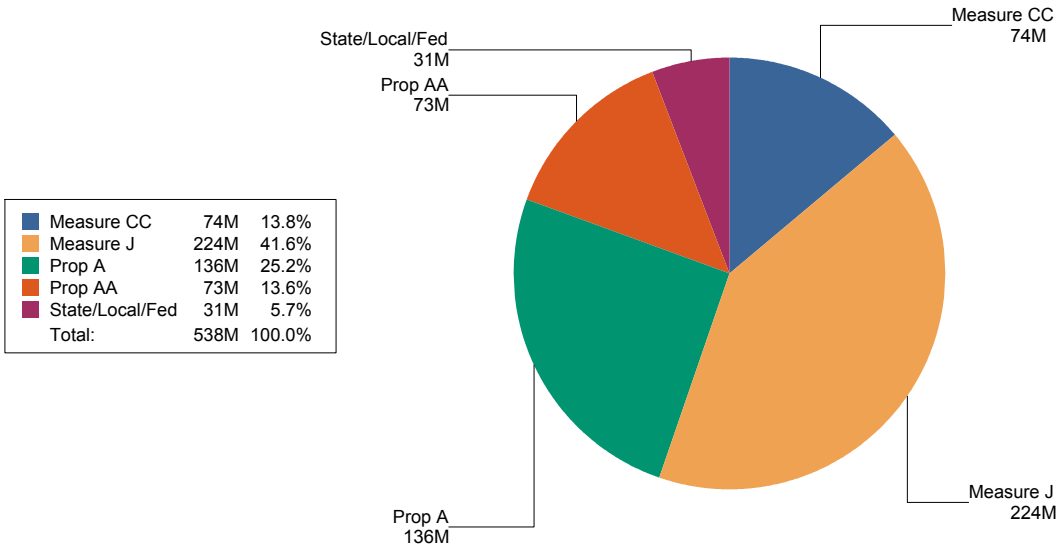


### COLLEGE BUDGET

| Cost Type "Bucket" | [a] Current Budget | [b] Contracted | [c] Expended | [d] Estimate at Completion | [e]=[a]-[d] Budget Variance |
|---|---|---|---|---|---|
| Furniture, Fixtures & Equipment | $16,816,050 | $15,708,513 | $14,946,290 | $16,816,050 | $0 |
| Construction | $403,882,421 | $326,097,705 | $316,364,350 | $403,882,421 | $0 |
| Programming & Design | $51,253,753 | $44,726,428 | $44,539,643 | $51,253,753 | $0 |
| Land Acquisition | $990 | $990 | $990 | $990 | $0 |
| Program & Project Management | $54,321,400 | $50,142,298 | $49,867,894 | $54,321,400 | $0 |
| Owner's Reserve | $112,354 | $0 | $0 | $112,354 | $0 |
| Asset, Move, Legal/Audit & Specialty | $11,659,350 | $8,139,346 | $8,077,597 | $11,659,350 | $0 |
| Total Budget | $538,046,318 | $444,815,280 | $433,796,765 | $538,046,318 | $0 |

# Los Angeles Harbor College
## Sub-Project List

**SUB-PROJECTS**

| Sub-Project ID | Project/Building Name | Status | [a] Current Budget | [b] Estimate at Completion | [c]=[a]-[b] Budget Variance | Academic Occupancy Date |
|---|---|---|---|---|---|---|
| 03H-306.00 | Southeast Hall | In Pre-Programming | $67,874,902 | $67,874,902 | $0 | 08/26/2024 |
| 03H-328.01 | Demolition of Nursing Building | In Pre-Programming | $1,536,310 | $1,536,310 | $0 | 11/18/2024 |
| 03H-329.02 | Demolition of Old Administration | In Pre-Programming | $1,354,317 | $1,354,317 | $0 | 06/13/2022 |
| 03H-335.03 | Demolition of General Classroom Bldg. | In Pre-Programming | $958,164 | $958,164 | $0 | 01/01/2025 |
| 03H-335.04 | Demolition of Special Program & SVCS (DSPS) | In Pre-Programming | $52,132 | $52,132 | $0 | 01/01/2025 |
| 03H-338.01 | Campus Wide ADA Transition | In Construction | $2,208,142 | $2,208,142 | $0 | 03/31/2019 |
| 03H-350.01 | S.A.I.L.S-Student Union | In Construction | $69,433,287 | $69,433,287 | $0 | 02/11/2019 |
| 03H-350.03 | S.A.I.L.S-Infrastr/Land & Hardscape/Security | In Construction | $19,593,612 | $19,593,612 | $0 | 09/16/2019 |
| 03H-350.17 | Relocation of Data Center to Student Union Bldg. | In Design | $7,110,985 | $7,110,985 | $0 | 08/21/2020 |
| 03H-350.18 | GC/Nursing/DSPS - Landscape/Hardscape | In Pre-Programming | $2,543,335 | $2,543,335 | $0 | 04/03/2025 |
| | **Total Active Subprojects** | | **$172,665,188** | **$172,665,188** | **$0** | |
| 03H-329.00 | Old Administration Modernization | Deferred | $5,189,676 | $5,189,676 | $0 | |
| 03H-350.12 | S.A.I.L.S. Demolition Old Library | Future | $287,000 | $287,000 | $0 | 04/22/2019 |
| 03H-350.13 | S.A.I.L.S. Demolition Cafeteria | Future | $171,000 | $171,000 | $0 | 03/15/2019 |
| 03H-350.14 | S.A.I.L.S. Demolition Seahawk Center | Future | $179,000 | $179,000 | $0 | 05/14/2019 |
| 03H-350.15 | S.A.I.L.S. Demolition Assessment Center | Deferred | $10,000 | $10,000 | $0 | |
| 03H-379.07 | Campus Wide Utilities Improvements | Future | $120,000 | $120,000 | $0 | |
| | **Total Pending Subprojects** | | **$5,956,676** | **$5,956,676** | **$0** | |
| Cancelled* | | | $1,167,644 | $1,167,644 | $0 | |
| Completed* | | | $315,013,467 | $315,013,467 | $0 | |
| Master Plan | | | $2,451,593 | $2,451,593 | $0 | |
| Miscellaneous | | | $277,552 | $277,552 | $0 | |
| Procurement | | | $34,736 | $34,736 | $0 | |
| Support Services | | | $40,479,463 | $40,479,463 | $0 | |
| | **All Remaining Subprojects** | | **$359,424,454** | **$359,424,454** | **$0** | |

*Completed and Cancelled Sub-Projects are Reference Exhibit B.

# Los Angeles Harbor College
## Sub-Project List

| | | | |
|---|---|---|---|
| **Total Los Angeles Harbor College Subprojects** | **$538,046,318** | **$538,046,318** | **$0** |

*Completed and Cancelled Sub-Projects are Reference Exhibit B.

# Los Angeles Harbor College
# Sub-Project/Building Level Detail

## 03H-306.00 - Southeast Hall

### SUB-PROJECT PROFILE

***OVERALL STATUS: In Pre-Programming***

DESCRIPTION:

Complete design and construction of the new Southeast Hall at Los Angeles Harbor College. The new Southeast Hall, a new three story multi-purpose facility (approximately 60,000 SF) will potentially provide space and accommodate the following programs:

1. Health Sciences & Nursing Programs
2. Adult Education
3. Global Logistics Program
4. DSPS
5. Veteran's Center
6. Health Center
7. Community Services
8. General Classrooms
9. Life Skill Center
10. Dream Center
11. Onboarding Lab

Southeast Hall is a new three story multi-purpose facility proposed to be constructed in the footprints of the existing Old Administration Building aka CEB. It will be facing Figueroa place near I-110 freeway so it will provide additional visibility for LA Harbor college to the daily commuters on the freeway.

| DESIGN START | NTP CONSTRUCTION | SUBSTANTIAL COMPLETION | ACADEMIC OCCUPANCY |
|---|---|---|---|
| 05/09/2020 | 06/08/2022 | 06/06/2024 | 08/26/2024 |

### SUB-PROJECT COST BREAKDOWN

| Cost Type "Bucket" | [a] Current Budget | [b] Contracted | [c] Expended | [d] Estimate at Completion | [e]=[a]-[d] Budget Variance |
|---|---|---|---|---|---|
| Asset, Move, Legal/Audit & Specialty | $2,714,996 | $0 | $0 | $2,714,996 | $0 |
| Construction | $57,014,918 | $0 | $0 | $57,014,918 | $0 |
| Program & Project Management | $2,714,996 | $0 | $0 | $2,714,996 | $0 |
| Programming & Design | $5,429,992 | $0 | $0 | $5,429,992 | $0 |
| Total Budget | $67,874,902 | $0 | $0 | $67,874,902 | $0 |

# Los Angeles Harbor College
# Sub-Project/Building Level Detail

## 03H-306.00 - Southeast Hall

**SUB-PROJECT PROFILE** ***OVERALL STATUS:***

DESCRIPTION:

| DESIGN START | NTP CONSTRUCTION | SUBSTANTIAL COMPLETION | ACADEMIC OCCUPANCY |
|---|---|---|---|

**Current Budget By Cost Type**

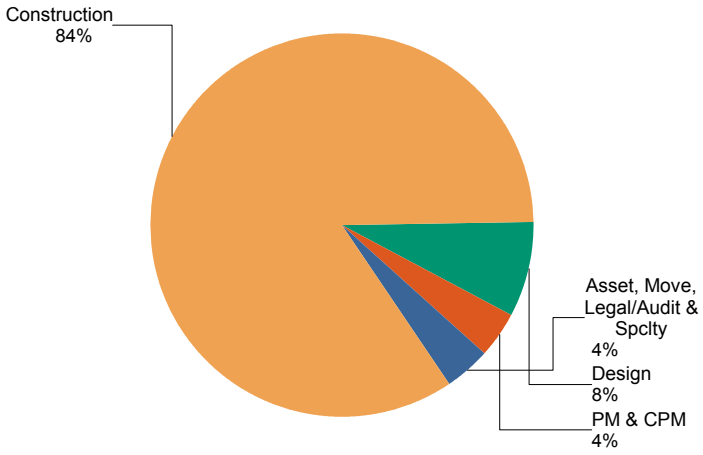


**Funding Source(s)**

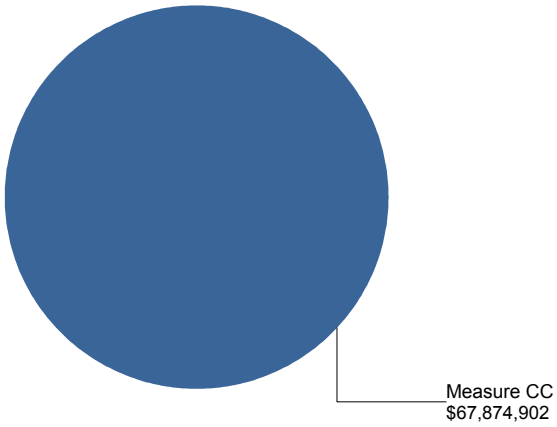

# Los Angeles Harbor College
# Sub-Project/Building Level Detail

## 03H-328.01 - Demolition of Nursing Building

### SUB-PROJECT PROFILE

***OVERALL STATUS: In Pre-Programming***

DESCRIPTION: Demolition of Nursing Building will include the demolition or removal scope of the existing structure (21,499 SF) and the surrounding landscape/hardscape.

| DESIGN START | NTP CONSTRUCTION | SUBSTANTIAL COMPLETION | ACADEMIC OCCUPANCY |
|---|---|---|---|
| 03/28/2020 | 08/24/2024 | 11/11/2024 | 11/18/2024 |

### SUB-PROJECT COST BREAKDOWN

| Cost Type "Bucket" | [a] Current Budget | [b] Contracted | [c] Expended | [d] Estimate at Completion | [e]=[a]-[d] Budget Variance |
|---|---|---|---|---|---|
| Asset, Move, Legal/Audit & Specialty | $61,452 | $0 | $0 | $61,452 | $0 |
| Construction | $1,290,500 | $0 | $0 | $1,290,500 | $0 |
| Program & Project Management | $61,452 | $0 | $0 | $61,452 | $0 |
| Programming & Design | $122,905 | $0 | $0 | $122,905 | $0 |
| Total Budget | $1,536,310 | $0 | $0 | $1,536,310 | $0 |

**Current Budget By Cost Type**

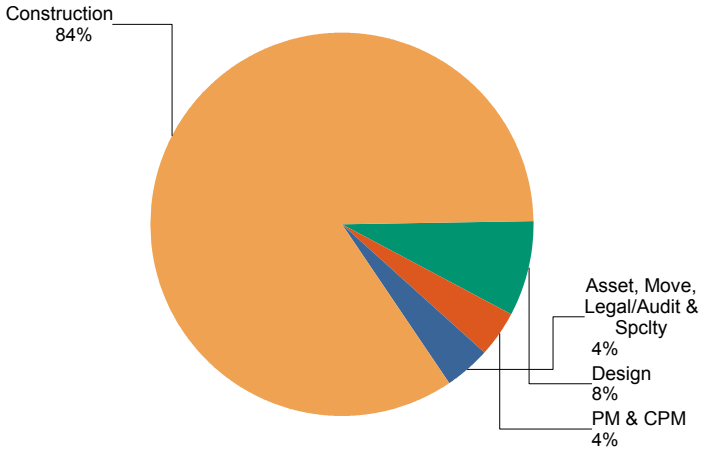


**Funding Source(s)**

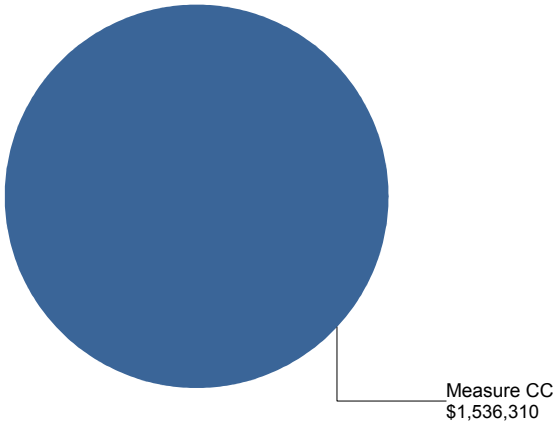

# Los Angeles Harbor College
# Sub-Project/Building Level Detail

## 03H-329.02 - Demolition of Old Administration

### SUB-PROJECT PROFILE

***OVERALL STATUS: In Pre-Programming***

DESCRIPTION: Demolition of Old Administration will include the demolition or removal scope of the existing structure (24,412 SF) and the surrounding landscape/hardscape.

| DESIGN START | NTP CONSTRUCTION | SUBSTANTIAL COMPLETION | ACADEMIC OCCUPANCY |
|---|---|---|---|
| 02/27/2021 | 12/18/2021 | 03/11/2022 | 06/13/2022 |

### SUB-PROJECT COST BREAKDOWN

| Cost Type "Bucket" | [a] Current Budget | [b] Contracted | [c] Expended | [d] Estimate at Completion | [e]=[a]-[d] Budget Variance |
|---|---|---|---|---|---|
| Asset, Move, Legal/Audit & Specialty | $54,173 | $0 | $0 | $54,173 | $0 |
| Construction | $1,137,627 | $0 | $0 | $1,137,627 | $0 |
| Program & Project Management | $54,173 | $0 | $0 | $54,173 | $0 |
| Programming & Design | $108,345 | $0 | $0 | $108,345 | $0 |
| Total Budget | $1,354,317 | $0 | $0 | $1,354,317 | $0 |

**Current Budget By Cost Type**

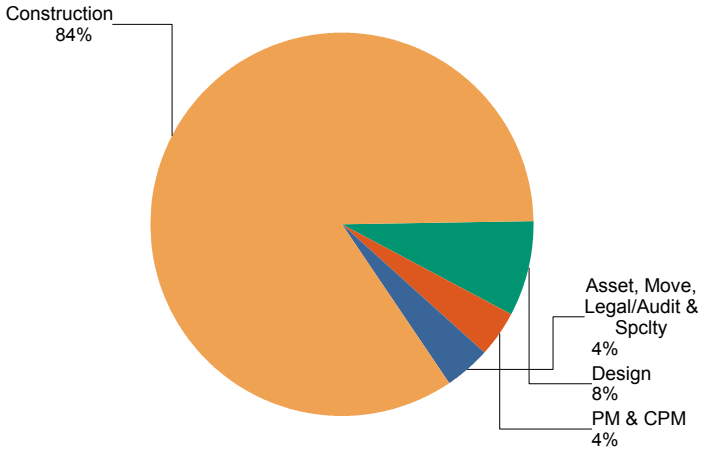


**Funding Source(s)**

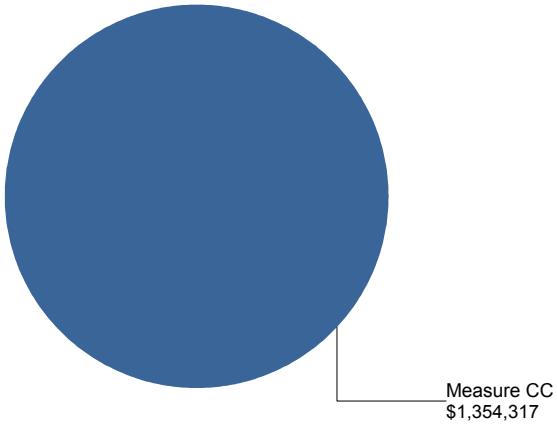

# Los Angeles Harbor College
# Sub-Project/Building Level Detail

## 03H-335.03 - Demolition of General Classroom Bldg.

### SUB-PROJECT PROFILE

***OVERALL STATUS: In Pre-Programming***

DESCRIPTION: Demolition of General Classroom Building will include the demolition or removal scope of the existing structure (14,336 SF) and the surrounding landscape/hardscape.

| DESIGN START | NTP CONSTRUCTION | SUBSTANTIAL COMPLETION | ACADEMIC OCCUPANCY |
|---|---|---|---|
| 03/28/2020 | 08/24/2024 | 11/15/2024 | 01/01/2025 |

### SUB-PROJECT COST BREAKDOWN

| Cost Type "Bucket" | [a] Current Budget | [b] Contracted | [c] Expended | [d] Estimate at Completion | [e]=[a]-[d] Budget Variance |
|---|---|---|---|---|---|
| Asset, Move, Legal/Audit & Specialty | $38,327 | $0 | $0 | $38,327 | $0 |
| Construction | $804,858 | $0 | $0 | $804,858 | $0 |
| Program & Project Management | $38,327 | $0 | $0 | $38,327 | $0 |
| Programming & Design | $76,653 | $0 | $0 | $76,653 | $0 |
| Total Budget | $958,164 | $0 | $0 | $958,164 | $0 |

**Current Budget By Cost Type**

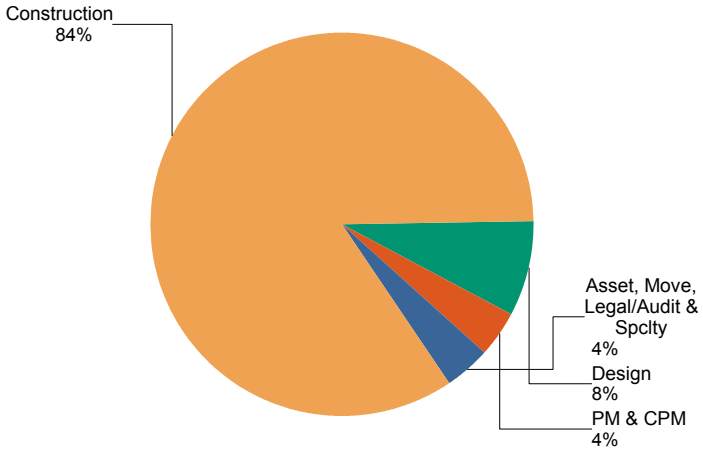


**Funding Source(s)**

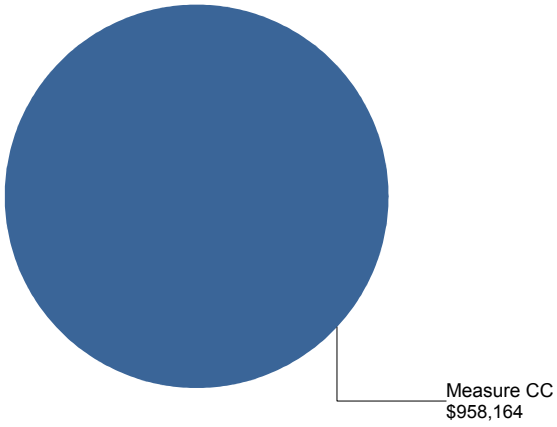

# Los Angeles Harbor College
# Sub-Project/Building Level Detail

## 03H-335.04 - Demolition of Special Program & SVCS (DSPS)

### SUB-PROJECT PROFILE

***OVERALL STATUS: In Pre-Programming***

DESCRIPTION: Demolition of Special Program & SVCS (DSPS) will include the demolition or removal scope of the existing modular bungalows (2,340 SF) and the surrounding landscape/hardscape.

| DESIGN START | NTP CONSTRUCTION | SUBSTANTIAL COMPLETION | ACADEMIC OCCUPANCY |
|---|---|---|---|
| 02/27/2021 | 08/24/2024 | 10/16/2024 | 01/01/2025 |

### SUB-PROJECT COST BREAKDOWN

| Cost Type "Bucket" | [a] Current Budget | [b] Contracted | [c] Expended | [d] Estimate at Completion | [e]=[a]-[d] Budget Variance |
|---|---|---|---|---|---|
| Asset, Move, Legal/Audit & Specialty | $2,085 | $0 | $0 | $2,085 | $0 |
| Construction | $43,791 | $0 | $0 | $43,791 | $0 |
| Program & Project Management | $2,085 | $0 | $0 | $2,085 | $0 |
| Programming & Design | $4,171 | $0 | $0 | $4,171 | $0 |
| Total Budget | $52,132 | $0 | $0 | $52,132 | $0 |

**Current Budget By Cost Type**

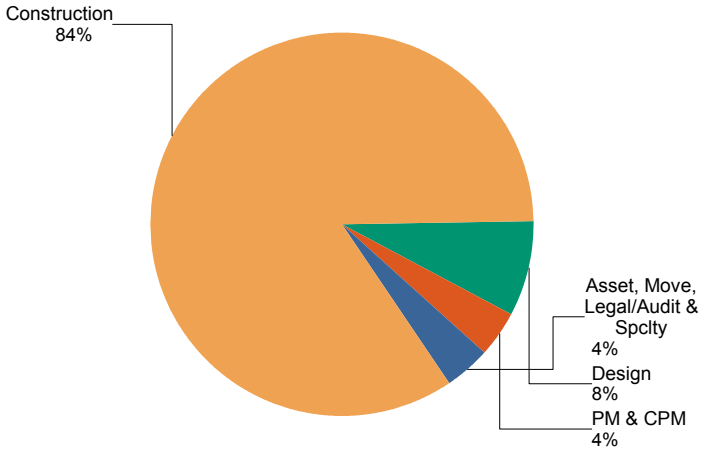


**Funding Source(s)**

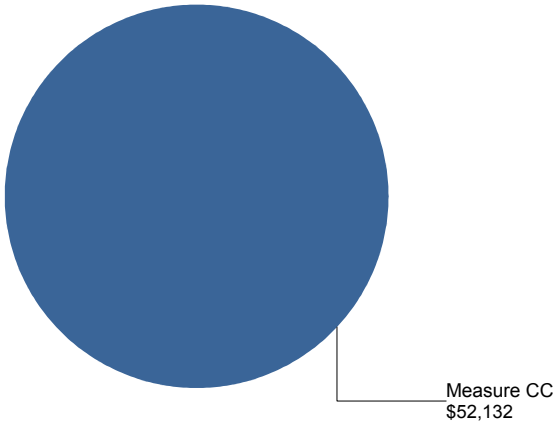

# Los Angeles Harbor College
# Sub-Project/Building Level Detail

## 03H-338.01 - Campus Wide ADA Transition

### SUB-PROJECT PROFILE

***OVERALL STATUS: In Construction***

DESCRIPTION: The project will address accessibility deficiencies that have been identified throughout the campus. This project will entail the planning, design, installation and/or upgrade of roadways, walkways, grounds, signage, parking lots and entrances, exists, and interior spaces of buildings for accessibility improvement. All work to conform to the more stringent of Americans with Disabilities Act standards and current California Building Code, including seismic and fire code upgrades that may be neccesary in order to implement the work of accessibility improvements.

| DESIGN START | NTP CONSTRUCTION | SUBSTANTIAL COMPLETION | ACADEMIC OCCUPANCY |
|---|---|---|---|
| 04/01/2014 | 12/19/2016 | 03/31/2019 | 03/31/2019 |

### SUB-PROJECT COST BREAKDOWN

| Cost Type "Bucket" | [a] Current Budget | [b] Contracted | [c] Expended | [d] Estimate at Completion | [e]=[a]-[d] Budget Variance |
|---|---|---|---|---|---|
| Asset, Move, Legal/Audit & Specialty | $28,013 | $28,013 | $28,013 | $28,013 | $0 |
| Construction | $1,437,274 | $1,167,534 | $1,036,243 | $1,437,274 | $0 |
| Program & Project Management | $455,729 | $393,029 | $393,029 | $455,729 | $0 |
| Programming & Design | $287,126 | $287,126 | $281,519 | $287,126 | $0 |
| Total Budget | $2,208,142 | $1,875,702 | $1,738,803 | $2,208,142 | $0 |

**Current Budget By Cost Type**

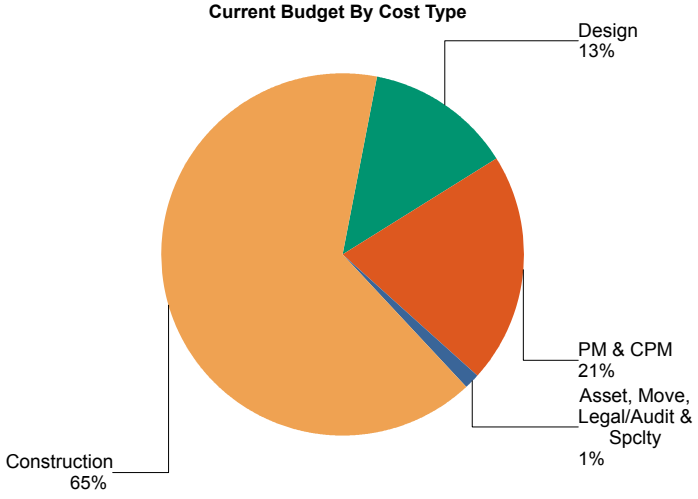


**Funding Source(s)**

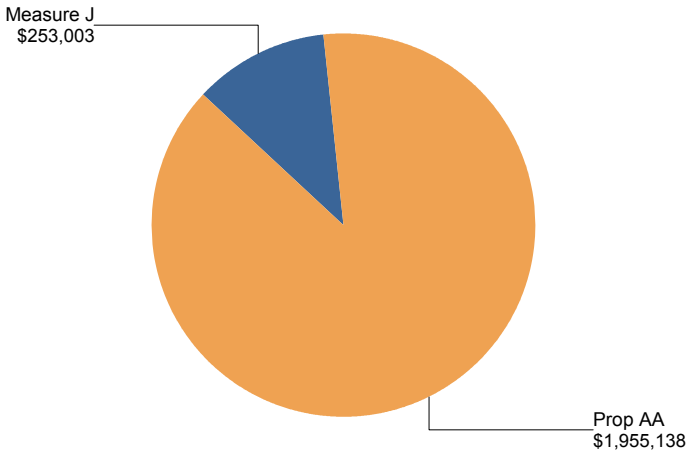

# Los Angeles Harbor College
# Sub-Project/Building Level Detail

## 03H-350.01 - S.A.I.L.S-Student Union

### SUB-PROJECT PROFILE

***OVERALL STATUS: In Construction***

DESCRIPTION: Design and construction of a new Student Union Building to contain approximately 58,000 gross square feet on 2-levels is included as a S.A.I.L.S. project. Programming for the building encompasses Culinary Arts, Food Service, Bookstore, Student Activities/ASO, and Business Office.

| DESIGN START | NTP CONSTRUCTION | SUBSTANTIAL COMPLETION | ACADEMIC OCCUPANCY |
|---|---|---|---|
| 07/31/2012 | 01/20/2016 | 02/15/2019 | 02/11/2019 |

### SUB-PROJECT COST BREAKDOWN

| Cost Type "Bucket" | [a] Current Budget | [b] Contracted | [c] Expended | [d] Estimate at Completion | [e]=[a]-[d] Budget Variance |
|---|---|---|---|---|---|
| Asset, Move, Legal/Audit & Specialty | $591,507 | $118,062 | $76,654 | $591,507 | $0 |
| Construction | $52,675,319 | $48,235,718 | $41,168,591 | $52,675,319 | $0 |
| Furniture, Fixtures & Equipment | $2,944,174 | $2,009,949 | $1,250,261 | $2,944,174 | $0 |
| Program & Project Management | $5,466,015 | $4,969,979 | $4,969,979 | $5,466,015 | $0 |
| Programming & Design | $7,756,272 | $7,693,873 | $7,602,079 | $7,756,272 | $0 |
| Total Budget | $69,433,287 | $63,027,582 | $55,067,565 | $69,433,287 | $0 |

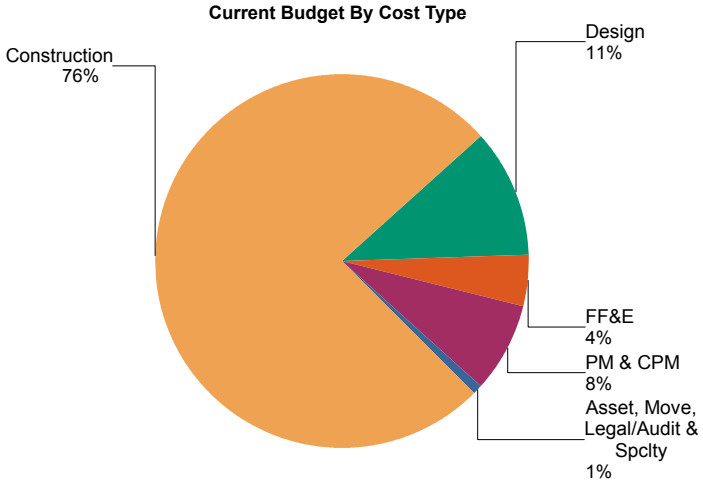


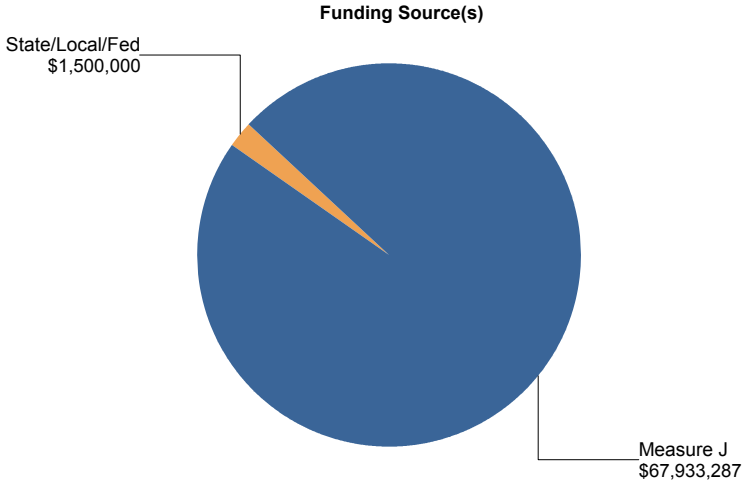

# Los Angeles Harbor College
# Sub-Project/Building Level Detail

## 03H-350.03 - S.A.I.L.S-Infrastr/Land & Hardscape/Security

### SUB-PROJECT PROFILE

***OVERALL STATUS: In Construction***

DESCRIPTION: The project involves replacement with extensions of chilled and hot water distribution. New HVAC Direct Digital Controls to bypass existing pneumatic controls, sewer, domestic water, irrigation, and gas upgrades. Extension of existing electrical infrastructure, electrical upgrades and providing new media connections from the existing Data Center.

6/27/2017-SS: Bernards Bros, 33064 - Phase 1-Complete utilities to job placement data center (elec srvc, chilled water and irrigation); 2 DSA App No.s per Cathy's KPI Log: 03-114023 (Cert 5/31/2016); 03-116094 (Pending Landscape/Hardscape Imp Cert)

| DESIGN START | NTP CONSTRUCTION | SUBSTANTIAL COMPLETION | ACADEMIC OCCUPANCY |
|---|---|---|---|
| 10/01/2009 | 01/03/2011 | 09/16/2019 | 09/16/2019 |

### SUB-PROJECT COST BREAKDOWN

| Cost Type "Bucket" | [a] Current Budget | [b] Contracted | [c] Expended | [d] Estimate at Completion | [e]=[a]-[d] Budget Variance |
|---|---|---|---|---|---|
| Asset, Move, Legal/Audit & Specialty | $94,439 | $94,439 | $94,439 | $94,439 | $0 |
| Construction | $15,450,710 | $15,450,710 | $14,249,255 | $15,450,710 | $0 |
| Furniture, Fixtures & Equipment | $28,188 | $28,188 | $28,188 | $28,188 | $0 |
| Program & Project Management | $1,892,852 | $1,892,852 | $1,892,852 | $1,892,852 | $0 |
| Programming & Design | $2,127,423 | $2,127,423 | $2,127,423 | $2,127,423 | $0 |
| Total Budget | $19,593,612 | $19,593,612 | $18,392,157 | $19,593,612 | $0 |

**Current Budget By Cost Type**

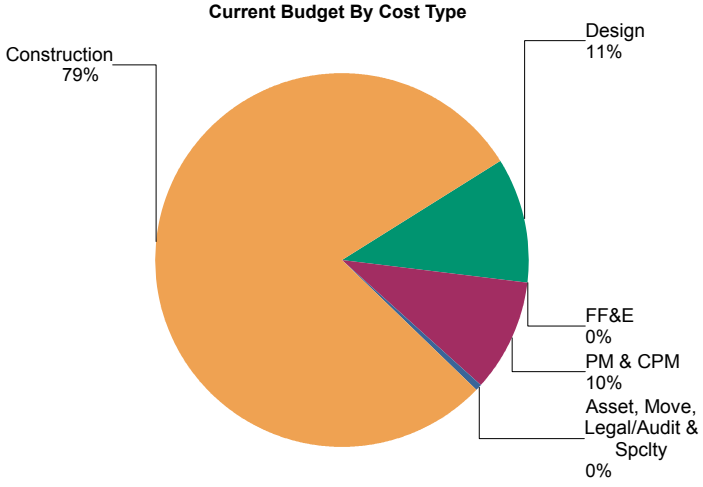


**Funding Source(s)**

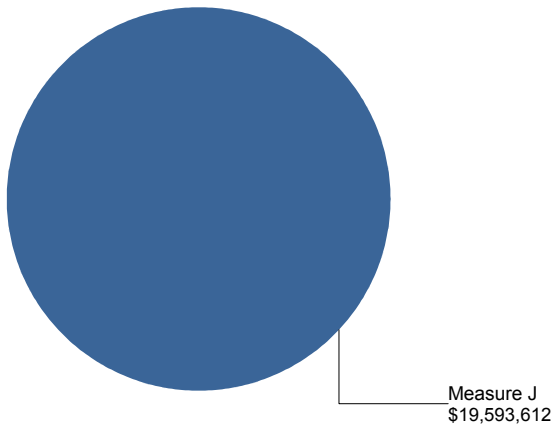

# Los Angeles Harbor College
# Sub-Project/Building Level Detail

## 03H-350.17 - Relocation of Data Center to Student Union Bldg.

### SUB-PROJECT PROFILE

***OVERALL STATUS: In Design***

DESCRIPTION: Relocation of the campus' primary and only data center from its existing location at the aged Old Administration Building to the New Student Union Building. The new data center project will include relocating the data center to the new location at the Student Union Building and providing new infrastructure and equipment to support the entire campus data center needs. The Old Administration Modernization project once included an upgraded data center. This project was originally deferred in June 2015 due to lack of funding at the time. The current plan for the Old Administration Building is to demolish and build new.

| DESIGN START | NTP CONSTRUCTION | SUBSTANTIAL COMPLETION | ACADEMIC OCCUPANCY |
|---|---|---|---|
| 06/01/2018 | 01/16/2020 | 07/25/2020 | 08/21/2020 |

### SUB-PROJECT COST BREAKDOWN

| Cost Type "Bucket" | [a] Current Budget | [b] Contracted | [c] Expended | [d] Estimate at Completion | [e]=[a]-[d] Budget Variance |
|---|---|---|---|---|---|
| Asset, Move, Legal/Audit & Specialty | $46,173 | $0 | $0 | $46,173 | $0 |
| Construction | $5,780,399 | $43,868 | $43,868 | $5,780,399 | $0 |
| Furniture, Fixtures & Equipment | $162,067 | $0 | $0 | $162,067 | $0 |
| Program & Project Management | $402,509 | $19,800 | $19,800 | $402,509 | $0 |
| Programming & Design | $719,837 | $270,908 | $217,591 | $719,837 | $0 |
| Total Budget | $7,110,985 | $334,576 | $281,259 | $7,110,985 | $0 |

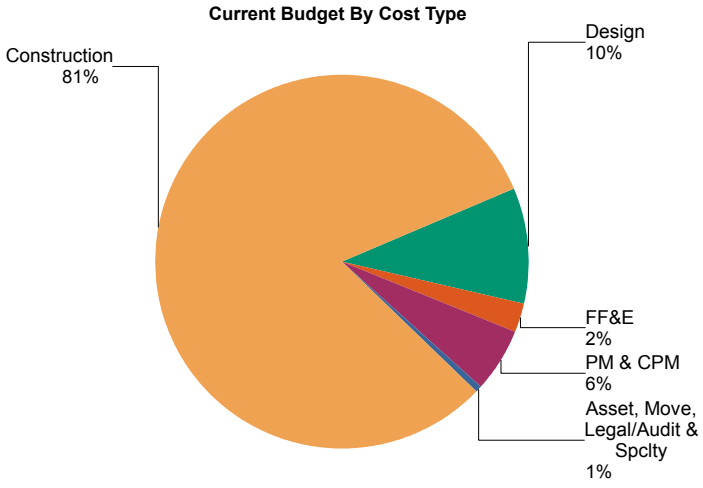


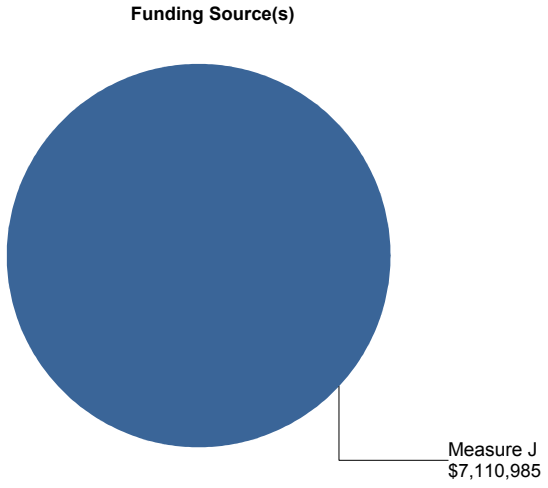

# Los Angeles Harbor College
# Sub-Project/Building Level Detail

## 03H-350.18 - GC/Nursing/DSPS - Landscape/Hardscape

### SUB-PROJECT PROFILE

***OVERALL STATUS: In Pre-Programming***

DESCRIPTION: GC/Nursing/DSPS - Landscape/Hardscape will include construction of the new landscape/hardscape scope at the three demolition sites - General Classroom, Nursing Building and Special Program & SVCS (DSPS).

| DESIGN START | NTP CONSTRUCTION | SUBSTANTIAL COMPLETION | ACADEMIC OCCUPANCY |
|---|---|---|---|
| 03/28/2020 | 11/30/2024 | 03/27/2025 | 04/03/2025 |

### SUB-PROJECT COST BREAKDOWN

| Cost Type "Bucket" | [a] Current Budget | [b] Contracted | [c] Expended | [d] Estimate at Completion | [e]=[a]-[d] Budget Variance |
|---|---|---|---|---|---|
| Asset, Move, Legal/Audit & Specialty | $101,733 | $0 | $0 | $101,733 | $0 |
| Construction | $2,136,402 | $0 | $0 | $2,136,402 | $0 |
| Program & Project Management | $101,733 | $0 | $0 | $101,733 | $0 |
| Programming & Design | $203,467 | $0 | $0 | $203,467 | $0 |
| Total Budget | $2,543,335 | $0 | $0 | $2,543,335 | $0 |

**Current Budget By Cost Type**

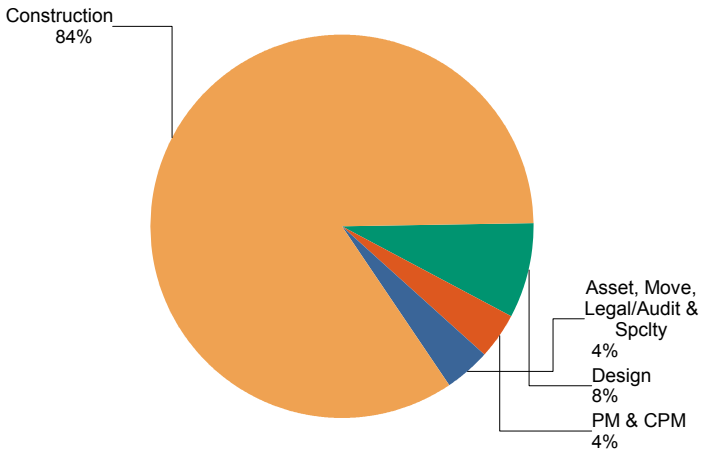


**Funding Source(s)**

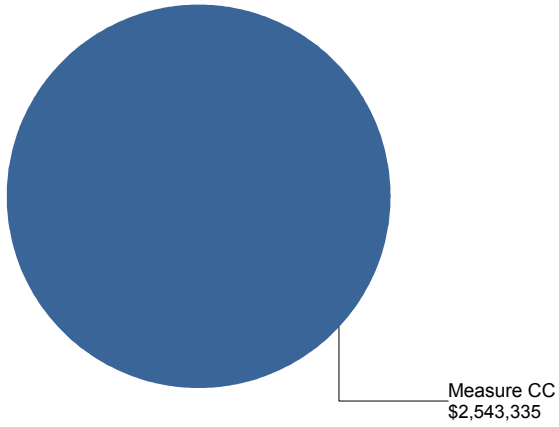

# Los Angeles Harbor College
## Exhibit A

**Exhibit A**
**Los Angeles Harbor College**
**Budget Transfer Log**

# Los Angeles Harbor College
## Sub-Project/Building Level Budget Transfer Log

| Proj Ref | Project/Building Name | Established Budget | Current Budget | Variance | Approved Date |
|---|---|---|---|---|---|
| 03H-306.00 | Southeast Hall | $67,874,902 | $67,874,902 | | 01/01/2014 |
| 03H-328.01 | Demolition of Nursing Building | $1,536,310 | $1,536,310 | | 01/01/2014 |
| 03H-329.00 | Old Administration Modernization | $5,133,430 | $5,133,430 | | 01/01/2014 |
| | | | $5,189,676 | $56,246 | 11/30/2017 |
| 03H-329.02 | Demolition of Old Administration | $1,354,317 | $1,354,317 | | 01/01/2014 |
| 03H-335.03 | Demolition of General Classroom Bldg. | $958,164 | $958,164 | | 01/01/2014 |
| 03H-335.04 | Demolition of Special Program & SVCS (DSPS) | $52,132 | $52,132 | | 01/01/2014 |
| 03H-338.01 | Campus Wide ADA Transition | $2,208,142 | $2,208,142 | | 01/01/2014 |
| 03H-350.01 | S.A.I.L.S-Student Union | $67,933,287 | $67,933,287 | | 01/01/2014 |
| | | | $69,433,287 | $1,500,000 | 06/16/2016 |
| 03H-350.03 | S.A.I.L.S-Infrastr/Land & Hardscape/Security | $19,593,612 | $19,593,612 | | 01/01/2014 |
| 03H-350.12 | S.A.I.L.S. Demolition Old Library | $287,000 | $287,000 | | 01/01/2014 |
| 03H-350.13 | S.A.I.L.S. Demolition Cafeteria | $171,000 | $171,000 | | 01/01/2014 |
| 03H-350.14 | S.A.I.L.S. Demolition Seahawk Center | $179,000 | $179,000 | | 01/01/2014 |
| 03H-350.15 | S.A.I.L.S. Demolition Assessment Center | $10,000 | $10,000 | | 01/01/2014 |
| 03H-350.17 | Relocation of Data Center to Student Union Bldg. | $0 | $0 | | 01/01/2014 |
| | | | $7,110,985 | $7,110,985 | 04/10/2018 |
| 03H-350.18 | GC/Nursing/DSPS - Landscape/Hardscape | $2,543,335 | $2,543,335 | | 01/01/2014 |
| 03H-379.07 | Campus Wide Utilities Improvements | $0 | $0 | | 01/01/2014 |

Budget transfers performed to reflect campus project re-prioritization of the strategic execution plan.

# Los Angeles Harbor College
## Sub-Project/Building Level Budget Transfer Log

| Proj Ref | Project/Building Name | Established Budget | Current Budget | Variance | Approved Date |
|---|---|---|---|---|---|
| | | | $120,000 | $120,000 | 09/20/2018 |

Budget transfers performed to reflect campus project re-prioritization of the strategic execution plan.

# Los Angeles Harbor College
Exhibit B

## Exhibit B
## Los Angeles Harbor College
## Non-Active and Non-Pending Subprojects

# Los Angeles Harbor College
## Non Active and Non-Pending Sub-Projects

| Cancelled | | Current Budget | EAC | Funding Variance |
|---|---|---|---|---|
| 03H-304.01 | Community Service Modernization | $194,824 | $194,824 | $0 |
| 03H-314.01 | TV Studio | $476,041 | $476,041 | $0 |
| 03H-336.00 | Campus Improvements - Cruciform Landscaping | $34,273 | $34,273 | $0 |
| 03H-337.02 | Site Wide Connectivity | $84,056 | $84,056 | $0 |
| 03H-350.06 | S.A.I.L.S-Existing Bldg Exterior Upgrades Campus Wide | $36,400 | $36,400 | $0 |
| 03H-350.07 | S.A.I.L.S-SPS / Health Center | $342,050 | $342,050 | $0 |
| 03H-350.16 | S.A.I.L.S. Demolition General Classroom Bldg. | $0 | $0 | $0 |
| 03H-366.08 | Central Power and Data Hub Relocation | $0 | $0 | $0 |
| | | **$1,167,644** | **$1,167,644** | **$0** |

| Completed | | Current Budget | EAC | Funding Variance |
|---|---|---|---|---|
| 03H-304.00 | New Physical Science Building | $515,628 | $515,628 | $0 |
| 03H-307.00 | Theater Drama Speech Building | $16,947,707 | $16,947,707 | $0 |
| 03H-308.00 | Fine Arts Building | $1,608,952 | $1,608,952 | $0 |
| 03H-309.00 | Student Cafeteria and Seahawk Center Renovation | $91,600 | $91,600 | $0 |
| 03H-311.00 | RWGPL - Surface Parking Lot and New Loop Road | $3,085,246 | $3,085,246 | $0 |
| 03H-312.00 | PE Facility | $182,511 | $182,511 | $0 |
| 03H-314.00 | Technology Instruction and Classroom Building | $29,418,674 | $29,418,674 | $0 |
| 03H-314.02 | Technology Building - Office Renovation | $168,427 | $168,427 | $0 |
| 03H-316.00 | Facilities Management and Operations Headquarters | $88,963 | $88,963 | $0 |
| 03H-316.01 | Facilities Management and Operations Headquarters - General | $14,900,773 | $14,900,773 | $0 |
| 03H-321.01 | Student Services Center - General | $20,531,432 | $20,531,432 | $0 |
| 03H-321.02 | Student Services Center - Sheriff Station Relocation | $733,313 | $733,313 | $0 |
| 03H-323.00 | Northeast Academic Building - Master | $12,544 | $12,544 | $0 |
| 03H-323.01 | Northeast Academic Building - General | $27,271,486 | $27,271,486 | $0 |
| 03H-323.02 | Northeast Academic Building - Chemistry Trailers | $307,579 | $307,579 | $0 |
| 03H-323.03 | Northeast Academic Building - Chemistry Trailers Infrastructure | $284,807 | $284,807 | $0 |
| 03H-323.04 | Northeast Academic Building - Interim Classroom Village | $235,519 | $235,519 | $0 |
| 03H-323.05 | Northeast Academic Building - Interim Classroom Village Portables | $314,985 | $314,985 | $0 |
| 03H-323.06 | Northeast Academic Building - Interim Classroom Village Portables Pha | $1,999 | $1,999 | $0 |
| 03H-323.07 | NE ACADEMIC - PARKING LOT | $82,940 | $82,940 | $0 |
| 03H-325.00 | PE, Wellness Center | $19,332,476 | $19,332,476 | $0 |
| 03H-325.01 | PE, Wellness Ctr. PHS II | $1,677,957 | $1,677,957 | $0 |
| 03H-326.00 | Track and Field | $5,128,095 | $5,128,095 | $0 |
| 03H-328.00 | Nursing Building | $975,209 | $975,209 | $0 |
| 03H-329.01 | Relocation of Power and Phone Switch | $1,120,176 | $1,120,176 | $0 |
| 03H-331.01 | Music Building - General | $1,899,289 | $1,899,289 | $0 |
| 03H-332.00 | L Street Parking Structure | $52,261 | $52,261 | $0 |
| 03H-334.00 | Southwest Campus Athletic Fields | $1,114,337 | $1,114,337 | $0 |
| 03H-335.00 | General Classroom Building | $239,596 | $239,596 | $0 |
| 03H-335.01 | DSPS | $79,853 | $79,853 | $0 |
| 03H-335.02 | General Classroom Building Upgrades - 1st Floor Only | $353,761 | $353,761 | $0 |
| 03H-337.00 | Site Utilities Allowance - Master | $3,115 | $3,115 | $0 |
| 03H-337.01 | Site Utilities - General | $9,874,096 | $9,874,096 | $0 |

# Los Angeles Harbor College
## Non Active and Non-Pending Sub-Projects

| Completed | | Current Budget | EAC | Funding Variance |
|---|---|---|---|---|
| 03H-338.00 | Campus Improvements - Site Development Allowance | $483,448 | $483,448 | $0 |
| 03H-339.00 | Central Plant - Master | $197,941 | $197,941 | $0 |
| 03H-339.01 | Central Plant - General | $10,957,498 | $10,957,498 | $0 |
| 03H-339.02 | Central Plant - Fuel Tank | $161,257 | $161,257 | $0 |
| 03H-340.00 | New Child Development Center | $97,376 | $97,376 | $0 |
| 03H-340.01 | New Child Development Center - General | $9,195,469 | $9,195,469 | $0 |
| 03H-340.02 | New Child Development Center - Interim Day Care Portables | $432,220 | $432,220 | $0 |
| 03H-344.00 | Science Complex | $59,337,533 | $59,337,533 | $0 |
| 03H-348.00 | New Learning Resource Center | $26,662,989 | $26,662,989 | $0 |
| 03H-350.02 | S.A.I.L.S-Astronomy Modernization | $2,325,548 | $2,325,548 | $0 |
| 03H-350.08 | Nursing Building HVAC | $1,810,296 | $1,810,296 | $0 |
| 03H-350.09 | S.A.I.L.S. Demolition Bungalows | $50,000 | $50,000 | $0 |
| 03H-350.10 | S.A.I.L.S. Demolition Old Science Bldg. | $240,373 | $240,373 | $0 |
| 03H-350.11 | S.A.I.L.S. Demolition Physics Bldg. | $133,000 | $133,000 | $0 |
| 03H-352.00 | Keyless Entrance System | $400 | $400 | $0 |
| 03H-361.00 | Softball Field Renovation | $203,299 | $203,299 | $0 |
| 03H-362.00 | Campus Parking Lot Reconstruction | $9,903,171 | $9,903,171 | $0 |
| 03H-363.00 | West Parking Structure | $23,629,104 | $23,629,104 | $0 |
| 03H-366.01 | Infrastructure Upgrade Phase 2 | $442,872 | $442,872 | $0 |
| 03H-366.03 | Marquee Modernization | $3,268,525 | $3,268,525 | $0 |
| 03H-366.04 | Servicability Enhancement NEA/SS | $2,138,098 | $2,138,098 | $0 |
| 03H-366.05 | Serviceability Enhancement TECH BLDG. | $282,124 | $282,124 | $0 |
| 03H-366.09 | Campus Restrooms | $2,328,157 | $2,328,157 | $0 |
| 03H-366.10 | Trash Enclosure and Pad | $21,588 | $21,588 | $0 |
| 03H-367.00 | Temporary Facilities - Campus Wide | $213,081 | $213,081 | $0 |
| 03H-379.00 | Campus Improvements - Master | $0 | $0 | $0 |
| 03H-379.01 | Campus Improvements - General | $22,384 | $22,384 | $0 |
| 03H-379.02 | Campus Improvements - Space Management | $1,716,410 | $1,716,410 | $0 |
| 03H-379.04 | Campus Improvements | $124,000 | $124,000 | $0 |
| | | **$315,013,467** | **$315,013,467** | **$0** |

| Support Services | | Current Budget | EAC | Funding Variance |
|---|---|---|---|---|
| 03H-356.01 | DW-SCANNING & CODING | $7,469 | $7,469 | $0 |
| 03H-389.00 | Campus Program Management - Asset Assessment and Move manage | $789,912 | $789,912 | $0 |
| 03H-390.00 | Campus Program Management - Program Management Services | $10,798,724 | $10,798,724 | $0 |
| 03H-390.OCIP | Harbor OCIP | $3,320,004 | $3,320,004 | $0 |
| 03H-391.00 | Campus Program Management - Project Management Services | $17,617,687 | $17,617,687 | $0 |
| 03H-392.00 | Campus Program Management - Reimbursables | $57,422 | $57,422 | $0 |
| 03H-393.00 | Campus Program Management - Legal Services | $448,686 | $448,686 | $0 |
| 03H-394.00 | Campus Program Management - Performance/Financial Auditing Servi | $343,089 | $343,089 | $0 |
| 03H-395.00 | Campus Program Management - Other Consulting Services | $3,612,828 | $3,612,828 | $0 |
| 03H-396.00 | Campus Program Management - Inspection and Testing | $452 | $452 | $0 |
| 03H-397.00 | Campus Program Management - Election Costs - Prop AA | $52,164 | $52,164 | $0 |
| 03H-399.00 | Campus Program Management - Owner's Reserve | $112,354 | $112,354 | $0 |

# Los Angeles Harbor College
## Non Active and Non-Pending Sub-Projects

| Support Services | | Current Budget | EAC | Funding Variance |
|---|---|---|---|---|
| 03H-3PR.00 | Program Reserve 2017 Release - Harbor | $3,318,670 | $3,318,670 | $0 |
| | | **$40,479,463** | **$40,479,463** | **$0** |

| Master Plan | | Current Budget | EAC | Funding Variance |
|---|---|---|---|---|
| 03H-360.01 | Master Planning Phase II | $0 | $0 | $0 |
| 03H-360.02 | EIR Phase II | $0 | $0 | $0 |
| 03H-360.03 | Survey Phase II | $0 | $0 | $0 |
| 03H-366.00 | Infrastructure Upgrades | $386,535 | $386,535 | $0 |
| 03H-370.00 | Master Planning | $1,614,368 | $1,614,368 | $0 |
| 03H-380.00 | Master Planning - Site Survey and Infrastructure Studies | $20,136 | $20,136 | $0 |
| 03H-381.00 | Master Planning - Environmental Impact Report (EIR) | $411,445 | $411,445 | $0 |
| 03H-382.00 | Master Planning - Harbor CEQA | $3,560 | $3,560 | $0 |
| 03H-383.00 | Master Planning - Soil Testing | $15,550 | $15,550 | $0 |
| | | **$2,451,593** | **$2,451,593** | **$0** |

| Procurement | | Current Budget | EAC | Funding Variance |
|---|---|---|---|---|
| 03H-354.01 | Waterless urinals | $34,332 | $34,332 | $0 |
| 03H-354.02 | Video Conference - Construction | $0 | $0 | $0 |
| 03H-355.02 | Bulk Purchase - Power tools | $75 | $75 | $0 |
| 03H-355.03 | Bulk Purchase - ATHLET/FIT EQUIPMENT | $3 | $3 | $0 |
| 03H-355.04 | Bulk Purchase - Musical Instruments | $315 | $315 | $0 |
| 03H-355.05 | Video Conference Equipment | $0 | $0 | $0 |
| 03H-355.06 | Bulk Purchase - CHILD DEV CTR F&E | $12 | $12 | $0 |
| | | **$34,736** | **$34,736** | **$0** |

| Miscellaneous | | Current Budget | EAC | Funding Variance |
|---|---|---|---|---|
| 03H-301.00 | Liberal Arts Building | $37,582 | $37,582 | $0 |
| 03H-302.00 | Business Building | $43,973 | $43,973 | $0 |
| 03H-303.00 | Physics Building | $53,334 | $53,334 | $0 |
| 03H-333.00 | West Parking Structure | $29,121 | $29,121 | $0 |
| 03H-365.00 | Existing Building Exterior Upgrade - Campus Wide | $18,359 | $18,359 | $0 |
| 03H-372.00 | Campus Improvements - Emergency Lighting, Fire Alarm and Security | $5,290 | $5,290 | $0 |
| 03H-373.00 | RWGPL - Central Campus Landscaping | $89,892 | $89,892 | $0 |
| | | **$277,552** | **$277,552** | **$0** |

# Los Angeles Harbor College
## Exhibit C

**Exhibit C**
**Los Angeles Harbor College**
**Budget Transfer Log (2014 thru 2017 Rebaseline)**

# Los Angeles Mission College
## College Building Program Overview

Los Angeles Mission College is committed to maintaining high academic standards, promoting student success, and creating opportunities for life-long learning. Throughout its 30-year history, community support and involvement have been some of Mission College's most valued resources. The campus is located in Sylmar and maintains strong, historical ties to the neighboring communities of San Fernando, Pacoima, Mission Hills, North Hills, Lakeview Terrace, Arleta, Sun Valley and Granada Hills.

Although it is one the youngest colleges in the Los Angeles Community College District, LAMC is home to some of the most unique and robust educational programs. In the heart of the original west campus is the Family and Consumers Studies Building funded and built by the Bond program. Home to Mission College's Culinary Arts degree program and at the forefront of the Food Services Management education, this LEED Gold building features a 77,000 square foot two-story structure and a state of the art Culinary Facility and Bookstore.

Other notable Bond projects include the recently-completed Arts and Media Performance building, 48,800 square feet, which provides technical space for all types of performance and creative art curriculum. The building achieved LEED gold certification in early 2018. Currently, under planning is the Student Services and Administration building that is funded from Measure CC. On the East campus, the 89,100 square foot Center for Math and Science building provides lab space for green technology courses and is certified LEED Platinum. Also, on the East Campus is the 93,000 square foot Health, Fitness and Athletics building which houses health classrooms, studios, fitness areas and a gymnasium.

**COLLEGE PROGRESS SUMMARY (January 2019)**

| Sub Project Number | Sub Project Title | % Complete | Academic Occupancy Date | Progress Summary |
|---|---|---|---|---|
| 04M-406.02 | Student Services Center/Admin Building (Phase 2) | 0.00% | 06/12/2023 | The Request for Qualifications (RFQ's) responses received 01/16/19. Evaluations scheduled to occur 01/22/19. Short listing and formal RFP release anticipated prior to the end of January. |
| 04M-425.00 | Central Energy Plant | 45.00% | 12/01/2019 | Construction is ongoing. Pipe fitting/welding, excavation and various pad installations continue. Chiller modules anticipated to arrive the 2nd week of February. |

# Los Angeles Mission College
## College Funding and Overall Budget

Total funding of $527M comprises the following: Prop A/AA, Measure J/CC, State Capital Outlay, and Scheduled Maintenance Projects (SMP). Some of the State Capital Outlay funds were used as additional funding for the construction of three new buildings: Health PE and Fitness center, Arts, Media & Performance building, and Family and Consumers Studies building.

### PROGRAM FUNDING

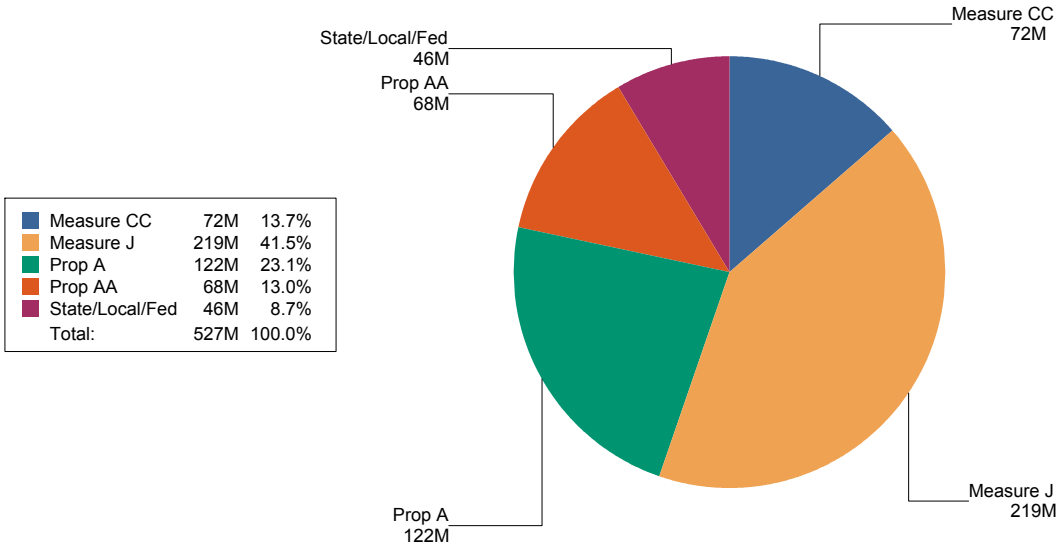


### COLLEGE BUDGET

| Cost Type "Bucket" | [a] Current Budget | [b] Contracted | [c] Expended | [d] Estimate at Completion | [e]=[a]-[d] Budget Variance |
|---|---|---|---|---|---|
| Construction | $360,942,742 | $300,139,913 | $287,160,726 | $360,950,737 | $(7,995) |
| Program & Project Management | $50,526,527 | $47,098,666 | $46,015,405 | $50,526,160 | $367 |
| Owner's Reserve | $152,764 | $0 | $0 | $152,764 | $0 |
| Furniture, Fixtures & Equipment | $21,795,427 | $17,126,404 | $17,091,219 | $21,824,952 | $(29,525) |
| Asset, Move, Legal/Audit & Specialty | $11,646,715 | $9,242,428 | $9,228,928 | $11,646,714 | $1 |
| Land Acquisition | $14,088,970 | $14,088,970 | $14,088,970 | $14,088,970 | $0 |
| Programming & Design | $67,632,202 | $60,941,166 | $60,707,901 | $67,595,050 | $37,152 |
| Total Budget | $526,785,347 | $448,637,546 | $434,293,149 | $526,785,347 | $0 |

# Los Angeles Mission College
## Sub-Project List

**SUB-PROJECTS**

| Sub-Project ID | Project/Building Name | Status | [a] Current Budget | [b] Estimate at Completion | [c]=[a]-[b] Budget Variance | Academic Occupancy Date |
|---|---|---|---|---|---|---|
| 04M-402.01 | Health and PE, Fitness Center Utility Interconnection | In Design | $1,262,374 | $1,262,374 | $0 | 03/07/2020 |
| 04M-406.01 | Student Services/Admin Swing Space | In Construction | $3,204,857 | $3,204,857 | $0 | 01/27/2020 |
| 04M-406.02 | Student Services Center/Admin Building (Phase 2) | In DB Procurement | $70,842,332 | $70,842,332 | $0 | 06/12/2023 |
| 04M-418.01 | East Campus Utility Interconnection | In Design | $2,122,966 | $2,122,966 | $0 | 03/07/2020 |
| 04M-425.00 | Central Energy Plant | In Construction | $21,517,798 | $21,517,798 | $0 | 12/01/2019 |
| | **Total Active Subprojects** | | **$98,950,327** | **$98,950,327** | **$0** | |
| 04M-473.15 | Pedestrian Access & Street Improvements | Deferred | $109,862 | $109,862 | $0 | |
| 04M-485.00 | Traffic Mitigation | Deferred | $46,646 | $46,646 | $0 | 10/29/2021 |
| | **Total Pending Subprojects** | | **$156,508** | **$156,508** | **$0** | |
| Cancelled* | | | $9,020,801 | $9,020,801 | $0 | |
| Completed* | | | $359,367,717 | $359,337,163 | $30,553 | |
| Land Aquisition | | | $17,762,044 | $17,762,044 | $0 | |
| Master Plan | | | $4,304,985 | $4,304,985 | $0 | |
| Miscellaneous | | | $317,905 | $317,905 | $0 | |
| Procurement | | | $36,139 | $36,139 | $0 | |
| Support Services | | | $36,868,920 | $36,899,473 | $(30,553) | |
| | **All Remaining Subprojects** | | **$427,678,511** | **$427,678,511** | **$0** | |
| | **Total Los Angeles Mission College Subprojects** | | **$526,785,347** | **$526,785,347** | **$0** | |

*Completed and Cancelled Sub-Projects are Reference Exhibit B.

# Los Angeles Mission College
# Sub-Project/Building Level Detail

## 04M-402.01 - Health and PE, Fitness Center Utility Interconnection

### SUB-PROJECT PROFILE

***OVERALL STATUS: In Design***

DESCRIPTION: This project will connect the chilled water equipment at the Center for Math and Science building to the Health, Fitness and Athletics building air conditioning equipment. This project will reduce the costs to air-condition the Health, Fitness and Athletics building.

| DESIGN START | NTP CONSTRUCTION | SUBSTANTIAL COMPLETION | ACADEMIC OCCUPANCY |
|---|---|---|---|
| 10/12/2015 | 04/29/2019 | 03/07/2020 | 03/07/2020 |

### SUB-PROJECT COST BREAKDOWN

| Cost Type "Bucket" | [a] Current Budget | [b] Contracted | [c] Expended | [d] Estimate at Completion | [e]=[a]-[d] Budget Variance |
|---|---|---|---|---|---|
| Asset, Move, Legal/Audit & Specialty | $0 | $0 | $0 | $0 | $0 |
| Construction | $888,461 | $0 | $0 | $888,461 | $0 |
| Program & Project Management | $206,386 | $159,026 | $159,026 | $206,386 | $0 |
| Programming & Design | $167,527 | $156,231 | $131,969 | $167,527 | $0 |
| Total Budget | $1,262,374 | $315,256 | $290,994 | $1,262,374 | $0 |

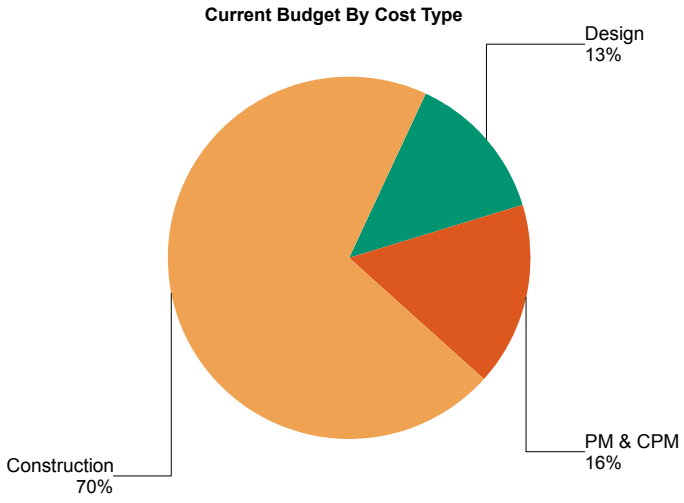


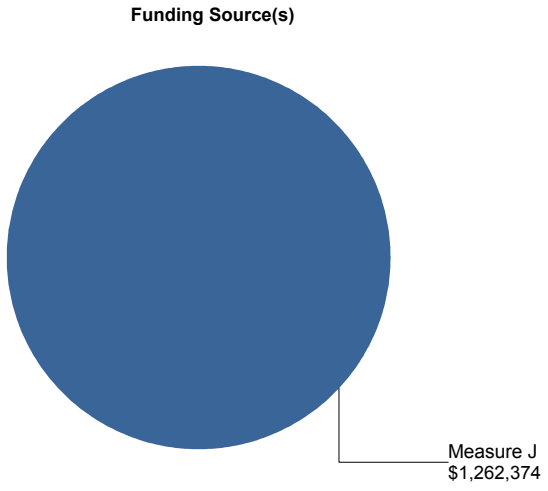

# Los Angeles Mission College
## Sub-Project/Building Level Detail

### 04M-406.01 - Student Services/Admin Swing Space

**SUB-PROJECT PROFILE** *OVERALL STATUS: In Construction*

DESCRIPTION: The project will provide a new 1,920 square foot modular building to house the campus security office.

| DESIGN START | NTP CONSTRUCTION | SUBSTANTIAL COMPLETION | ACADEMIC OCCUPANCY |
|---|---|---|---|
| 05/08/2017 | 09/17/2018 | 04/22/2019 | 01/27/2020 |

**SUB-PROJECT COST BREAKDOWN**

| Cost Type "Bucket" | [a] Current Budget | [b] Contracted | [c] Expended | [d] Estimate at Completion | [e]=[a]-[d] Budget Variance |
|---|---|---|---|---|---|
| Asset, Move, Legal/Audit & Specialty | $0 | $0 | $0 | $0 | $0 |
| Construction | $2,359,983 | $2,198,987 | $1,496,025 | $2,359,983 | $0 |
| Furniture, Fixtures & Equipment | $86,045 | $33,355 | $0 | $86,045 | $0 |
| Program & Project Management | $329,494 | $303,011 | $303,011 | $329,494 | $0 |
| Programming & Design | $429,336 | $415,804 | $309,796 | $429,336 | $0 |
| Total Budget | $3,204,857 | $2,951,157 | $2,108,833 | $3,204,857 | $0 |

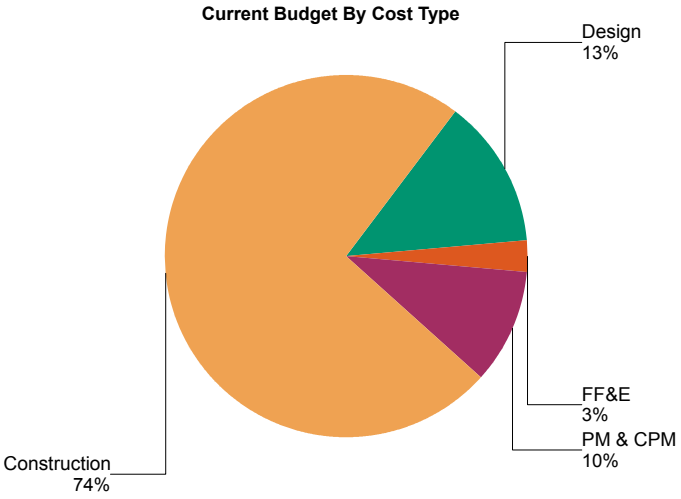


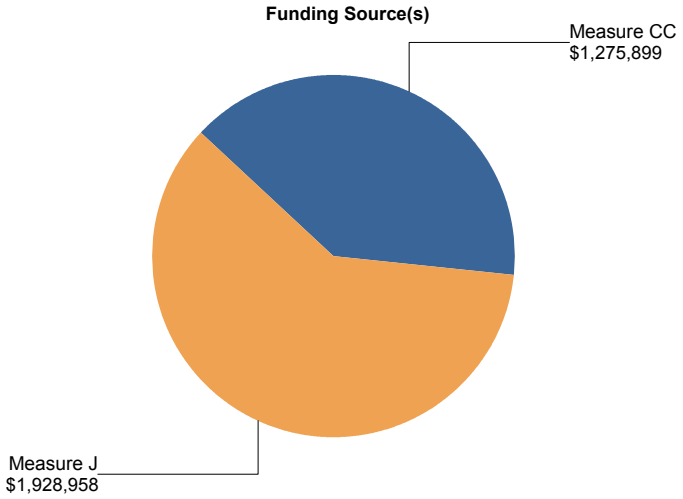

# Los Angeles Mission College
# Sub-Project/Building Level Detail

## 04M-406.02 - Student Services Center/Admin Building (Phase 2)

### SUB-PROJECT PROFILE

***OVERALL STATUS: In DB Procurement***

DESCRIPTION: Student Services Center/Admin Building (Phase 2) project (04M-406.02) is a new building of approximately 64,000 gross square foot ("GSF") that will house LAMC's academic and student support services in one location.

| DESIGN START | NTP CONSTRUCTION | SUBSTANTIAL COMPLETION | ACADEMIC OCCUPANCY |
|---|---|---|---|
| 06/28/2019 | 03/01/2021 | 03/02/2023 | 06/12/2023 |

### SUB-PROJECT COST BREAKDOWN

| Cost Type "Bucket" | [a] Current Budget | [b] Contracted | [c] Expended | [d] Estimate at Completion | [e]=[a]-[d] Budget Variance |
|---|---|---|---|---|---|
| Asset, Move, Legal/Audit & Specialty | $2,403,670 | $0 | $0 | $2,403,670 | $0 |
| Construction | $53,956,609 | $185,644 | $8,090 | $53,956,609 | $0 |
| Furniture, Fixtures & Equipment | $4,229,051 | $0 | $0 | $4,229,051 | $0 |
| Program & Project Management | $3,827,041 | $310,816 | $310,816 | $3,827,041 | $0 |
| Programming & Design | $6,425,961 | $309,091 | $255,218 | $6,425,961 | $0 |
| Total Budget | $70,842,332 | $805,551 | $574,124 | $70,842,332 | $0 |

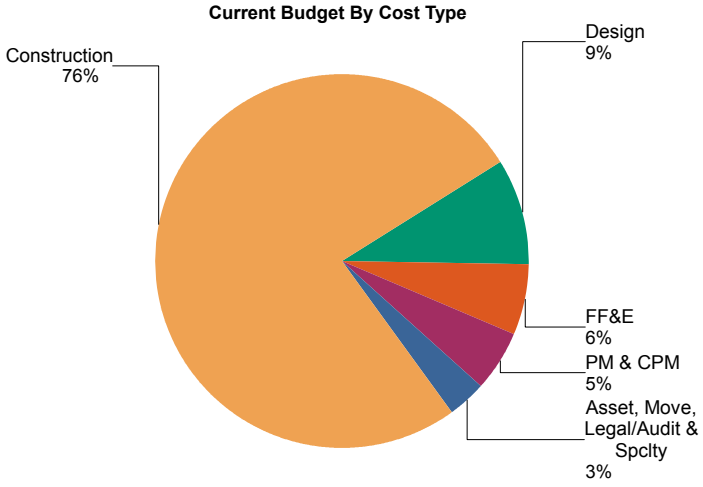


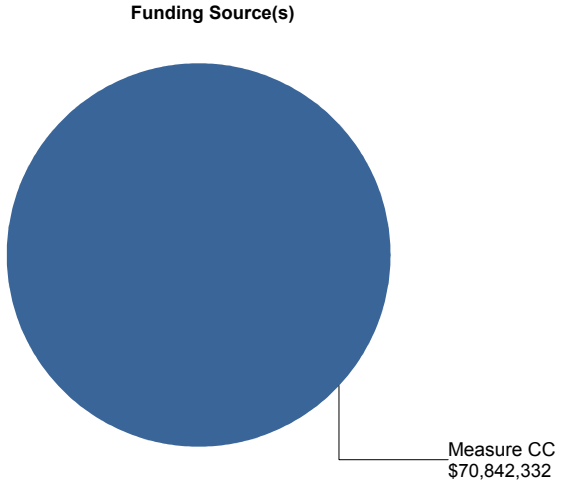

# Los Angeles Mission College
# Sub-Project/Building Level Detail

## 04M-418.01 - East Campus Utility Interconnection

### SUB-PROJECT PROFILE

***OVERALL STATUS: In Design***

DESCRIPTION: This project will connect the Health, Fitness and Athletics building to the High Voltage service at the East Campus, and the existing electrical service to this building will be removed. This project will reduce electrical energy costs for the Health, Fitness and Athletics building.

| DESIGN START | NTP CONSTRUCTION | SUBSTANTIAL COMPLETION | ACADEMIC OCCUPANCY |
|---|---|---|---|
| 10/12/2015 | 04/29/2019 | 03/07/2020 | 03/07/2020 |

### SUB-PROJECT COST BREAKDOWN

| Cost Type "Bucket" | [a] Current Budget | [b] Contracted | [c] Expended | [d] Estimate at Completion | [e]=[a]-[d] Budget Variance |
|---|---|---|---|---|---|
| Asset, Move, Legal/Audit & Specialty | $0 | $0 | $0 | $0 | $0 |
| Construction | $1,720,803 | $0 | $0 | $1,720,803 | $0 |
| Program & Project Management | $214,062 | $166,702 | $166,702 | $214,062 | $0 |
| Programming & Design | $188,101 | $168,580 | $144,318 | $188,101 | $0 |
| Total Budget | $2,122,966 | $335,282 | $311,020 | $2,122,966 | $0 |

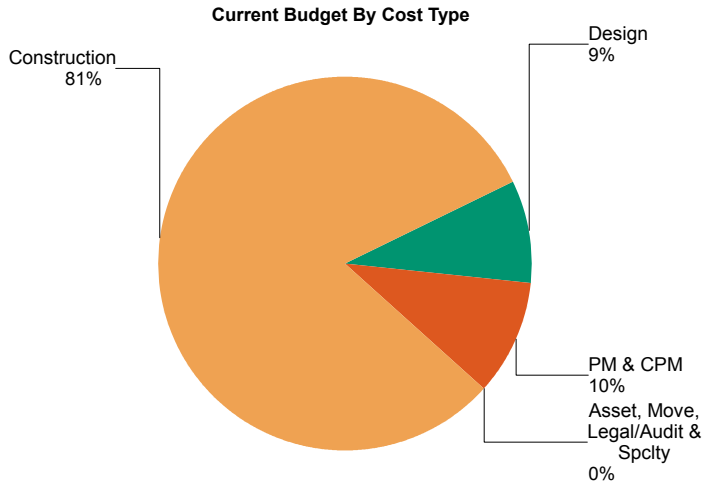


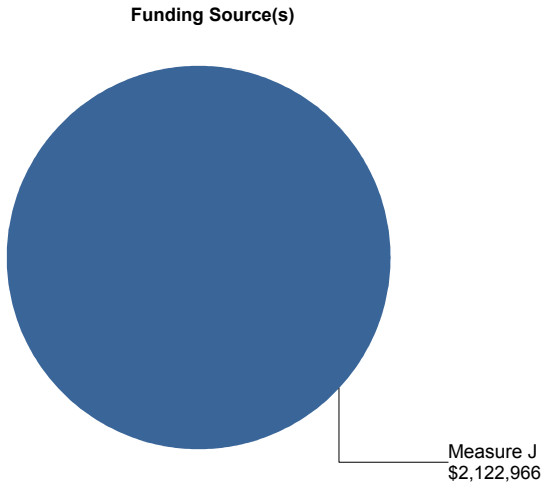

# Los Angeles Mission College
## Sub-Project/Building Level Detail

### 04M-425.00 - Central Energy Plant

**SUB-PROJECT PROFILE** *OVERALL STATUS: In Construction*

DESCRIPTION: The Central Energy Plant will provide central chilled and hot water for the buildings on the main campus, and replace outdated and inefficient equipment at three of the buildings. The central energy plant will also include a state of the art Fuel Cell that will use recovered heat to provide a substantial amount of electricity for the campus. This project will significantly reduce the energy and maintenance costs for air conditioning at the campus and increase campus stainability.

| DESIGN START | NTP CONSTRUCTION | SUBSTANTIAL COMPLETION | ACADEMIC OCCUPANCY |
|---|---|---|---|
| 02/02/2016 | 05/03/2018 | 11/01/2019 | 12/01/2019 |

**SUB-PROJECT COST BREAKDOWN**

| Cost Type "Bucket" | [a] Current Budget | [b] Contracted | [c] Expended | [d] Estimate at Completion | [e]=[a]-[d] Budget Variance |
|---|---|---|---|---|---|
| Asset, Move, Legal/Audit & Specialty | $114,780 | $114,763 | $101,263 | $114,780 | $0 |
| Construction | $18,323,138 | $15,969,722 | $4,815,797 | $18,323,138 | $0 |
| Furniture, Fixtures & Equipment | $33,420 | $150 | $150 | $33,420 | $0 |
| Program & Project Management | $1,859,648 | $1,141,467 | $1,141,467 | $1,859,648 | $0 |
| Programming & Design | $1,186,812 | $991,724 | $974,364 | $1,186,812 | $0 |
| Total Budget | $21,517,798 | $18,217,826 | $7,033,042 | $21,517,798 | $0 |

**Current Budget By Cost Type**

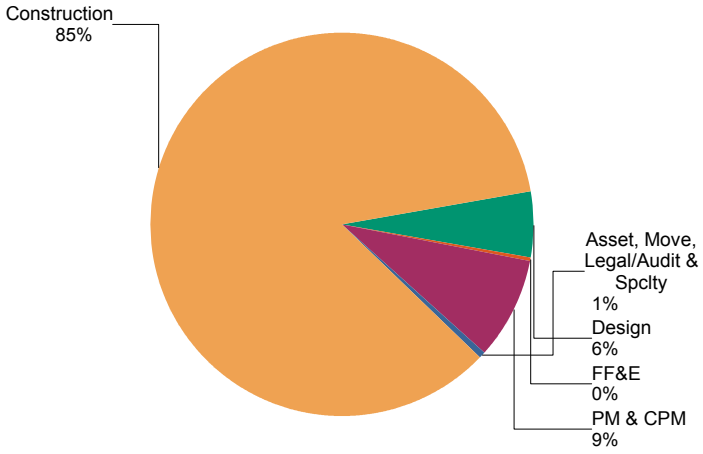


**Funding Source(s)**

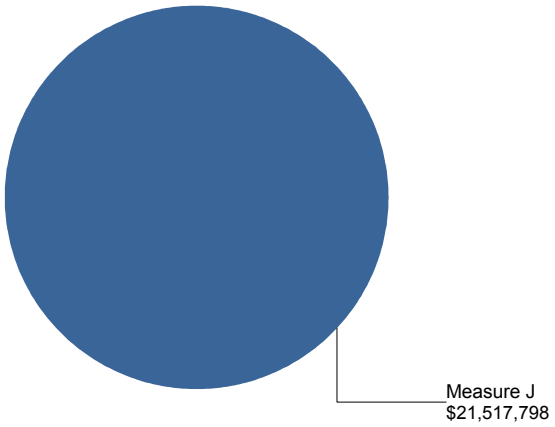

# Los Angeles Mission College
## Exhibit A

**Exhibit A**
**Los Angeles Mission College**
**Budget Transfer Log**

# Los Angeles Mission College
## Sub-Project/Building Level Budget Transfer Log

| Proj Ref | Project/Building Name | Established Budget | Current Budget | Variance | Approved Date |
|---|---|---|---|---|---|
| 04M-402.01 | Health and PE, Fitness Center Utility Interconnection | $1,061,844 | $1,061,844 | | 01/31/2017 |
| | | | $1,262,374 | $200,530 | 12/18/2018 |
| 04M-406.01 | Student Services/Admin Swing Space | $2,548,113 | $2,548,113 | | 01/31/2017 |
| | | | $3,191,530 | $643,417 | 04/05/2017 |
| | | | $3,204,857 | $13,327 | 01/29/2018 |
| 04M-406.02 | Student Services Center/Admin Building (Phase 2) | $70,842,332 | $70,842,332 | | 01/31/2017 |
| 04M-418.01 | East Campus Utility Interconnection | $1,029,178 | $1,029,178 | | 01/31/2017 |
| | | | $2,122,966 | $1,093,788 | 12/18/2018 |
| 04M-425.00 | Central Energy Plant | $12,360,823 | $12,360,823 | | 01/31/2017 |
| | | | $18,417,548 | $6,056,725 | 03/30/2018 |
| | | | $21,517,798 | $3,100,249 | 10/18/2018 |
| 04M-473.15 | Pedestrian Access & Street Improvements | $109,862 | $109,862 | | 01/31/2017 |
| 04M-485.00 | Traffic Mitigation | $2,774,210 | $2,774,210 | | 01/31/2017 |
| | | | $46,646 | $(2,727,564) | 04/05/2017 |

Budget transfers performed to reflect campus project re-prioritization of the strategic execution plan.

# Los Angeles Mission College
Exhibit B

## Exhibit B
## Los Angeles Mission College
## Non-Active and Non-Pending Subprojects

# Los Angeles Mission College
## Non Active and Non-Pending Sub-Projects

| Cancelled | | Current Budget | EAC | Funding Variance |
|---|---|---|---|---|
| 04M-410.01 | Campus Services Building | $9,417 | $9,417 | $0 |
| 04M-414.00 | Plant Facilities and Central Plant | $1,218,705 | $1,218,705 | $0 |
| 04M-416.00 | Central Plant | $315,917 | $315,917 | $0 |
| 04M-423.00 | Athletic Complex | $5,197,187 | $5,197,187 | $0 |
| 04M-424.03 | Police Station & Safety Information Center | $2,279,575 | $2,279,575 | $0 |
| 04M-474.00 | East Campus Entrance and Grounds | $0 | $0 | $0 |
| | | **$9,020,801** | **$9,020,801** | **$0** |

| Completed | | Current Budget | EAC | Funding Variance |
|---|---|---|---|---|
| 04M-401.01 | Parking Structure A | $23,272,272 | $23,272,272 | $0 |
| 04M-401.02 | Parking Structure A - Temporary Parking Lot | $2,189,264 | $2,189,264 | $0 |
| 04M-401.03 | Parking Structure A - Photo Voltaic System | $2,413,112 | $2,413,112 | $0 |
| 04M-402.00 | Health and P.E., Fitness Center | $49,766,483 | $49,766,483 | $0 |
| 04M-404.00 | Family and Consumer Studies Building | $52,445,447 | $52,445,447 | $0 |
| 04M-405.00 | Arts, Media & Performance | $45,885,226 | $45,885,226 | $0 |
| 04M-406.00 | Student Services Center/Admin Building | $9,809,399 | $9,809,399 | $0 |
| 04M-407.00 | Instructional Student Services Building | $1,933,654 | $1,933,654 | $0 |
| 04M-408.01 | Campus Center - General | $121,555 | $121,555 | $0 |
| 04M-408.02 | Campus Center - Flooring Replacement | $281,521 | $281,521 | $0 |
| 04M-408.03 | Campus Center - Title V Computer Lab and Classroom | $389,568 | $389,568 | $0 |
| 04M-409.00 | Learning Assistance Center | $1,220,597 | $1,220,597 | $0 |
| 04M-409.02 | Learning Assistance Center, Library Building - 2nd Level Floor Closure | $95,560 | $95,560 | $0 |
| 04M-409.05 | Learning Assistance Center, Library Building | $115,225 | $115,225 | $0 |
| 04M-410.00 | Campus Services Building | $661,703 | $661,703 | $0 |
| 04M-410.02 | Campus Administrative Services Building Remodel | $229,216 | $229,216 | $0 |
| 04M-412.00 | Child Development Center | $12,740,675 | $12,740,675 | $0 |
| 04M-415.01 | Instructional Building - General | $230,600 | $230,600 | $0 |
| 04M-415.02 | Instructional Building - Interior Painting | $221,675 | $221,675 | $0 |
| 04M-415.03 | Instructional Building - Flooring Replacement | $357,069 | $357,069 | $0 |
| 04M-415.05 | Instructional Building - Culinary and Faculty | $1,472,731 | $1,472,731 | $0 |
| 04M-415.06 | Instructional Building - Exterior Waterproofing and Window Re-gasketin | $52,000 | $52,000 | $0 |
| 04M-415.07 | Instructional Building - ClassRoom Conversion to Biology Lab | $1,546,257 | $1,546,257 | $0 |
| 04M-418.00 | East Complex | $86,575,889 | $86,572,193 | $3,697 |
| 04M-419.00 | Campus Wide Accessible Improvements | $21,703,956 | $21,677,134 | $26,821 |
| 04M-419.02 | Campus Wide Campus Improvements | $49,601 | $49,601 | $0 |
| 04M-420.00 | Campus Building Improvements | $8,098,971 | $8,098,936 | $35 |
| 04M-420.01 | Hot Chilled Water Loop | $5,663,348 | $5,663,348 | $0 |
| 04M-420.02 | Harding Street Improvements | $2,293,484 | $2,293,484 | $0 |
| 04M-421.00 | Campus Demand Side Management | $3,981,611 | $3,981,611 | $0 |
| 04M-422.00 | Campus Center Improvements | $311,456 | $311,456 | $0 |
| 04M-471.01 | Campus-Wide Infrastructure - General | $4,462,456 | $4,462,456 | $0 |
| 04M-471.02 | Campus-Wide Infrastructure - I.T. | $2,038,919 | $2,038,919 | $0 |
| 04M-471.03 | Campus-Wide Infrastructure - FLSS | $133,378 | $133,378 | $0 |
| 04M-471.04 | Campus-Wide Infrastructure - EMS | $1,223,955 | $1,223,955 | $0 |

# Los Angeles Mission College
## Non Active and Non-Pending Sub-Projects

| Completed | | Current Budget | EAC | Funding Variance |
|---|---|---|---|---|
| 04M-471.05 | Campus-Wide Infrastructure- Haz Mat Abatement | $87,419 | $87,419 | $0 |
| 04M-471.06 | Campus-Wide Infrastructure - VOIP | $636,891 | $636,891 | $0 |
| 04M-471.07 | Campus-Wide Infrastructure - Campus Security Systems (CSS) | $1,883,295 | $1,883,295 | $0 |
| 04M-471.08 | Campus-Wide Infrastructure - Fire Safety Systems (FSS) | $1,114,254 | $1,114,254 | $0 |
| 04M-471.09 | Campus-Wide Infrastructure - Electrical substation | $458,199 | $458,199 | $0 |
| 04M-471.10 | Campus-Wide Infrastructure - Smart Classrooms (SCR) | $57,978 | $57,978 | $0 |
| 04M-473.02 | RWGPL - CSB Parking Lot | $140,595 | $140,595 | $0 |
| 04M-473.03 | RWGPL - Delivery and Washdown Control Area | $70,370 | $70,370 | $0 |
| 04M-473.04 | RWGPL - Campus-Wide Landscaping, Irrigation and Signage | $447,640 | $447,640 | $0 |
| 04M-473.06 | RWGPL - Entrance Monument | $1,329,257 | $1,329,257 | $0 |
| 04M-473.07 | RWGPL - Extended Campus Improvements | $921,830 | $921,830 | $0 |
| 04M-473.08 | RWGPL - LADWP Water Line relocation at Extended campus | $260,224 | $260,224 | $0 |
| 04M-473.09 | RWGPL - Campus Fire Access Plan - I | $57,512 | $57,512 | $0 |
| 04M-473.10 | College Kiosks Renovation | $0 | $0 | $0 |
| 04M-473.11 | RWGPL - SOIL EROSION PREV | $29,930 | $29,930 | $0 |
| 04M-473.12 | RWGPL - HVAC CONTROLS CAB | $54,497 | $54,497 | $0 |
| 04M-473.13 | RWGPL - EXTERIOR PAINTING | $57,270 | $57,270 | $0 |
| 04M-473.14 | MISSION-RWGPL FIRE ACCESS | $61,420 | $61,420 | $0 |
| 04M-473.16 | Roadway Improvement | $122,882 | $122,882 | $0 |
| 04M-473.17 | RWGPL-Accessible Parking | $750 | $750 | $0 |
| 04M-476.00 | Temporary Facilities - Demolition | $21,412 | $21,412 | $0 |
| 04M-477.00 | Temporary Facilities - Relocation or Acquisition | $504,852 | $504,852 | $0 |
| 04M-477.01 | Temporary Facilities - Relocation or Acquisition Sub Project | $1,480,196 | $1,480,196 | $0 |
| 04M-477.02 | Temporary Facilities - Sheriff Station Bungalows | $2,280,142 | $2,280,142 | $0 |
| 04M-477.03 | Temporary Facilities - Media Arts Bungalows | $462,451 | $462,451 | $0 |
| 04M-477.04 | Temporary Facilities - Site work for New Sheriff Station Bungalows | $448,161 | $448,161 | $0 |
| 04M-477.05 | Temporary Faculty Offices | $114,536 | $114,536 | $0 |
| 04M-479.01 | Campus-Wide Improvements - General | $514,988 | $514,988 | $0 |
| 04M-479.02 | Campus-Wide Improvements - Chiller Replacement | $161,843 | $161,843 | $0 |
| 04M-479.03 | Campus-Wide Improvements - Boiler Replacement | $900 | $900 | $0 |
| 04M-479.04 | Campus-Wide Improvements - Duct Cleaning | $32,025 | $32,025 | $0 |
| 04M-479.05 | Campus Improvements - Carpet Replacement | $51,624 | $51,624 | $0 |
| 04M-479.06 | Central Quad Improvements | $150,421 | $150,421 | $0 |
| 04M-479.07 | Executive Corridor Improvements | $107,452 | $107,452 | $0 |
| 04M-480.02 | Campus-Wide Infrastructure - IT | $1,256,668 | $1,256,668 | $0 |
| | | **$359,367,717** | **$359,337,163** | **$30,553** |

| Support Services | | Current Budget | EAC | Funding Variance |
|---|---|---|---|---|
| 04M-456.01 | DW-SCANNING & CODING | $336 | $336 | $0 |
| 04M-471.00 | Campus Program Management | $0 | $0 | $0 |
| 04M-489.00 | Campus Program Management - Asset Assessment and Move Manage | $455,627 | $455,627 | $0 |
| 04M-490.00 | Campus Program Management - Program Management Services | $9,492,154 | $9,492,154 | $0 |
| 04M-490.OCIP | Mission - OCIP | $1,897,962 | $2,445,958 | $(547,996) |
| 04M-491.00 | Campus Program Management - Project Management Services | $17,409,627 | $17,409,627 | $0 |

# Los Angeles Mission College
## Non Active and Non-Pending Sub-Projects

| Support Services | | Current Budget | EAC | Funding Variance |
|---|---|---|---|---|
| 04M-492.00 | Campus Program Management - Reimbursables | $268,441 | $268,441 | $0 |
| 04M-493.00 | Campus Program Management - Legal Services | $805,997 | $805,997 | $0 |
| 04M-494.00 | Campus Program Management - Performance/financial auditing Servic | $283,972 | $283,972 | $0 |
| 04M-495.00 | Campus Program Management - Other Consulting Services | $4,097,260 | $4,097,260 | $0 |
| 04M-496.00 | Campus Program Management - Inspection and Testing | $405 | $405 | $0 |
| 04M-497.00 | Campus Program Management - Election Costs - Prop AA | $46,695 | $46,695 | $0 |
| 04M-499.00 | Campus Program Management - Owner's Reserve | $152,764 | $152,764 | $0 |
| 04M-4PR.00 | Program Reserve 2017 Release - Mission | $1,957,681 | $1,440,238 | $517,443 |
| | | **$36,868,920** | **$36,899,473** | **$(30,553)** |

| Land Aquisition | | Current Budget | EAC | Funding Variance |
|---|---|---|---|---|
| 04M-470.00 | Land Acquisition - Pentecostal & Syrian Church Properties | $10,193,639 | $10,193,639 | $0 |
| 04M-470.01 | Revised Master Plan | $544,118 | $544,118 | $0 |
| 04M-478.00 | Land Acquisition and Improvements - Church Property | $5,684,287 | $5,684,287 | $0 |
| 04M-484.00 | Land Acquisition at Hubbard Street | $1,340,000 | $1,340,000 | $0 |
| | | **$17,762,044** | **$17,762,044** | **$0** |

| Master Plan | | Current Budget | EAC | Funding Variance |
|---|---|---|---|---|
| 04M-473.00 | RWGPL - Master | $12,590 | $12,590 | $0 |
| 04M-473.01 | RWGPL - General | $474,460 | $474,460 | $0 |
| 04M-480.00 | Site Survey and Infrastructure Studies | $213,460 | $213,460 | $0 |
| 04M-481.01 | Revised Environmental Impact Report (EIR) | $3,470,670 | $3,470,670 | $0 |
| 04M-482.00 | California Environmental Quality Act (CEQA) | $21,859 | $21,859 | $0 |
| 04M-483.00 | Soil Testing | $111,946 | $111,946 | $0 |
| | | **$4,304,985** | **$4,304,985** | **$0** |

| Procurement | | Current Budget | EAC | Funding Variance |
|---|---|---|---|---|
| 04M-454.01 | Waterless urinals | $35,790 | $35,790 | $0 |
| 04M-454.02 | Video Conference - Construction | $0 | $0 | $0 |
| 04M-455.02 | Bulk Purchase - Power tools | $63 | $63 | $0 |
| 04M-455.03 | Bulk Purchase - ATHLET/FIT EQUIPMENT | $3 | $3 | $0 |
| 04M-455.04 | Bulk Purchase - Musical Instruments | $274 | $274 | $0 |
| 04M-455.05 | Video Conference Equipment | $0 | $0 | $0 |
| 04M-455.06 | Bulk Purchase - CHILD DEV CTR F&E | $10 | $10 | $0 |
| | | **$36,139** | **$36,139** | **$0** |

| Miscellaneous | | Current Budget | EAC | Funding Variance |
|---|---|---|---|---|
| 04M-409.01 | Learning Assistance Center, Library Building - General | $185,564 | $185,564 | $0 |
| 04M-415.04 | Instructional Building - Air Locks | $27,906 | $27,906 | $0 |
| 04M-477.06 | Temporary Campus Administration Offices | $37,200 | $37,200 | $0 |
| 04M-477.07 | Temporary Facility Health Trailer | $67,235 | $67,235 | $0 |
| | | **$317,905** | **$317,905** | **$0** |

# Los Angeles Mission College
Exhibit C

## Exhibit C
## Los Angeles Mission College
## Budget Transfer Log (2014 thru 2017 Rebaseline)

# Los Angeles Mission College
## Sub-Project/Building Level Budget Transfer Log (2014 thru 2017 Rebaseline)

| Proj Ref | Project/Building Name | Established Budget | Current Budget | Variance | Approved Date |
|---|---|---|---|---|---|
| 04M-402.01 | Health and PE, Fitness Center Utility Interconnection | $1,200,000 | $1,200,000 | | 01/01/2014 |
| | | | $1,110,323 | $(89,677) | 09/22/2015 |
| | | | $1,092,323 | $(18,000) | 04/12/2016 |
| | | | $1,061,844 | $(30,479) | 09/16/2016 |
| | | | $1,061,844 | $0 | 01/27/2017 |
| 04M-406.01 | Student Services/Admin Swing Space | $2,695,906 | $2,695,906 | | 01/01/2014 |
| | | | $2,671,014 | $(24,892) | 02/10/2016 |
| | | | $2,548,249 | $(122,765) | 08/17/2016 |
| | | | $2,548,113 | $(135) | 01/27/2017 |
| 04M-406.02 | Student Services Center/Admin Building (Phase 2) | $70,842,332 | $70,842,332 | | 01/01/2014 |
| 04M-418.01 | East Campus Utility Interconnection | $700,000 | $700,000 | | 01/01/2014 |
| | | | $1,044,989 | $344,988 | 09/22/2015 |
| | | | $1,068,329 | $23,340 | 04/19/2016 |
| | | | $1,029,178 | $(39,151) | 09/16/2016 |
| | | | $1,029,178 | $0 | 01/27/2017 |
| 04M-425.00 | Central Energy Plant | $11,204,593 | $11,204,593 | | 01/01/2014 |
| | | | $12,496,574 | $1,291,981 | 09/22/2015 |
| | | | $12,743,627 | $247,053 | 04/19/2016 |
| | | | $12,743,637 | $10 | 09/12/2016 |
| | | | $12,360,824 | $(382,812) | 09/16/2016 |
| | | | $12,360,823 | $0 | 01/27/2017 |
| 04M-473.15 | Pedestrian Access & Street Improvements | $456,638 | $456,638 | | 01/01/2014 |
| | | | $109,862 | $(346,775) | 09/22/2015 |
| 04M-485.00 | Traffic Mitigation | $3,000,001 | $3,000,001 | | 01/01/2014 |
| | | | $2,774,210 | $(225,791) | 09/16/2016 |

# Pierce College
## College Building Program Overview

Founded in 1947, Los Angeles Pierce College offers more than 80 academic disciplines and 132 degree and certificate programs. Located on 426 acres in the western San Fernando Valley, Pierce College has combined its 70-year agricultural college heritage with the need for technology focused classes throughout its construction program.



Los Angeles Pierce College is home to two transformative benchmark projects. The first is the Center for Sciences, which features a Planetarium. The second benchmark project is the Library Learning Crossroads building with a LEED Platinum rating which houses the Center for Academic Success, New Student Programs, and the Food Court. The BuildLACCD Program has revitalized the campus by constructing vibrant centers for student learning and support, including the Center for the Sciences, Student Services Building, College Services Building, Equestrian Center, and Child Development Center and has modernized various instructional classroom facilities in the campus core.

Looking forward, Los Angeles Pierce College has the Expanded Auto and Agricultural Education projects in the queue. Both projects are to be delivered through Design/Build contracting and will further the academic offering in transportation service technology and plant science programs on the western side of the campus.

**COLLEGE PROGRESS SUMMARY (January 2019)**

| Sub Project Number | Sub Project Title | % Complete | Academic Occupancy Date | Progress Summary |
|---|---|---|---|---|
| 05P-536.00 | Expanded Automotive and New Technical Education Facilities | 0.00% | 08/30/2021 | DSA intake 10/05/2018. DSA's Fire, Life & Safety (FLS), Access and Structural comments have been received . Architects have received all the comments from DSA (FLS, ACS and SSE). Architect working on preparing on DSA back check appointment approximate |
| 05P-535.03 | SLE - South of Mall - Classroom Modernization/Technology/Low Voltage | 0.00% | 08/30/2021 | Building User Group (BUG) sign-off for schematic design is complete. FMPOC presentation scheduled for 02/20/2019. |
| 05P-535.05 | Earth Sciences Building Renovation | 100.00% | 08/27/2018 | Final move in complete and building in use. Project close-out in progress. |

# Pierce College
## College Funding and Overall Budget

Total funding of $723 million is comprised of the following: Prop A/AA, Measure J, Measure CC State Capital Outlay, Schedule Maintenance Projects (SMP) and federal grants. The State Capital Outlay funds were used as additional funding for the construction of Child Development Center, P.E. Facilities, and to design the Life Science, Chemistry, Physics Building Renovation. The SMP funds were used as additional funding for various projects such as Underground Piping Replacement, Remove & Replace Transite Pipes, and Irrigation Systems Replacement. The federal grants have been used as additional funding for the FTA Bus Rapid Transit Extension & Winnetka / Mason DeSoto Entrances project.

### PROGRAM FUNDING

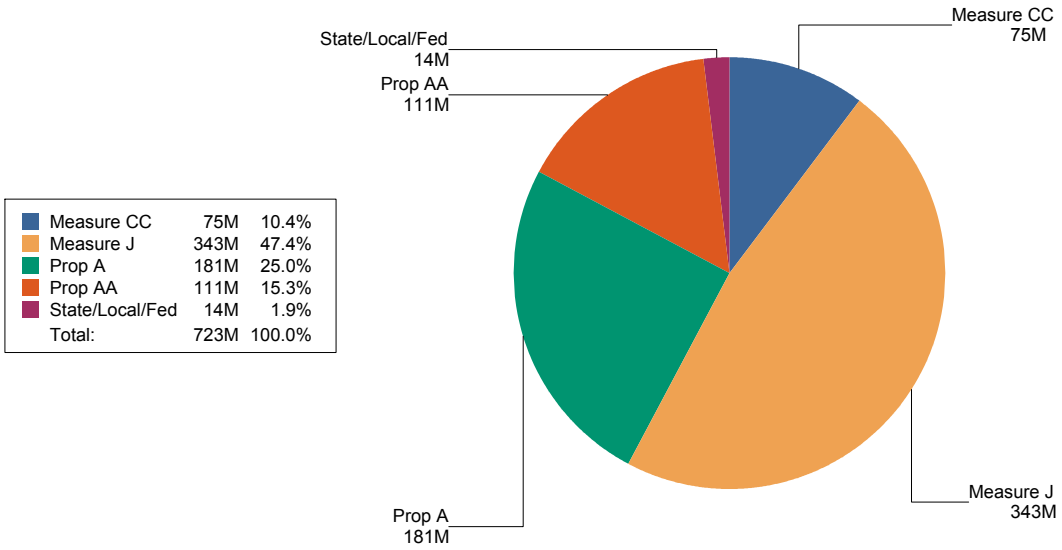


### COLLEGE BUDGET

| Cost Type "Bucket" | [a] Current Budget | [b] Contracted | [c] Expended | [d] Estimate at Completion | [e]=[a]-[d] Budget Variance |
|---|---|---|---|---|---|
| Owner's Reserve | $2,170,819 | $0 | $0 | $2,170,819 | $0 |
| Furniture, Fixtures & Equipment | $25,977,008 | $18,371,330 | $18,038,428 | $25,977,008 | $0 |
| Asset, Move, Legal/Audit & Specialty | $13,061,756 | $9,520,227 | $9,494,772 | $13,061,756 | $0 |
| Program & Project Management | $66,979,825 | $58,499,388 | $57,516,731 | $66,979,825 | $0 |
| Land Acquisition | $1,953 | $(69,102) | $(69,102) | $1,953 | $0 |
| Programming & Design | $73,850,325 | $61,517,350 | $58,484,961 | $73,838,012 | $12,313 |
| Construction | $541,393,729 | $382,067,040 | $355,167,515 | $541,406,042 | $(12,313) |
| Total Budget | $723,435,414 | $529,906,233 | $498,633,305 | $723,435,414 | $0 |

# Pierce College
## Sub-Project List

**SUB-PROJECTS**

| Sub-Project ID | Project/Building Name | Status | [a] Current Budget | [b] Estimate at Completion | [c]=[a]-[b] Budget Variance | Academic Occupancy Date |
|---|---|---|---|---|---|---|
| 05P-521.00 | Horticulture Building | In Design | $74,049 | $74,049 | $0 | 08/26/2024 |
| 05P-521.03 | Horticulture Facility | In Design | $9,247,328 | $9,247,328 | $0 | 08/26/2024 |
| 05P-527.04 | P.E. Facilities - Improvements | In Des. Procurement | $2,020,438 | $2,020,438 | $0 | 08/30/2021 |
| 05P-533.01 | Digital Arts and Media Improvements | In Design | $4,000,000 | $4,000,000 | $0 | 01/03/2022 |
| 05P-533.02 | Multi-Purpose Academic and Workforce Education Building | In Pre-Programming | $63,500,000 | $63,500,000 | $0 | 09/03/2025 |
| 05P-534.00 | Agricultural Education Center | In Pre-Programming | $18,939,443 | $18,939,443 | $0 | 01/02/2023 |
| 05P-535.03 | SLE - South of Mall - Classroom Modernization/Technology/Low Voltage | In Design | $17,901,009 | $17,901,009 | $0 | 08/30/2021 |
| 05P-535.10 | SLE - Center for the Sciences Technology Upgrades | In Des. Procurement | $3,967,693 | $3,967,693 | $0 | 01/03/2022 |
| 05P-536.00 | Expanded Automotive and New Technical Education Facilities | At DSA | $36,834,712 | $36,834,712 | $0 | 08/30/2021 |
| 05P-542.03 | Landscape Masterplan at Botanical Garden | In Pre-Programming | $9,000,000 | $9,000,000 | $0 | 09/09/2026 |
| 05P-542.04 | Temporary Village Restoration | In Pre-Programming | $2,500,000 | $2,500,000 | $0 | 08/10/2026 |
| 05P-542.07 | SLE - South of Mall - ADA/Landscaping | In Design | $1,266,087 | $1,266,087 | $0 | 08/23/2021 |
| 05P-543.02 | Parking Lots and Roadways - Anthropology/Geography | In Construction | $3,835,229 | $3,835,229 | $0 | 07/15/2019 |
| 05P-543.03 | Mason Reroute | In Construction | $4,356,312 | $4,356,312 | $0 | 07/12/2019 |
| 05P-544.05 | Central Plant Expansion - West Central Plant | At DSA | $5,769,236 | $5,769,236 | $0 | 05/22/2020 |
| | **Total Active Subprojects** | | **$183,211,536** | **$183,211,536** | **$0** | |
| 05P-533.00 | Digital Arts and Media Building | Deferred | $1,650,311 | $1,650,311 | $0 | 09/02/2025 |
| 05P-542.02 | Landscaping - Park, Access Road, DeSoto and Mason Entrances | Future | $6,073,920 | $6,073,920 | $0 | 06/10/2024 |
| 05P-543.01 | Lot 5 & 6 East | Deferred | $75,678 | $75,678 | $0 | 07/07/2025 |
| 05P-543.04 | Village Road | Deferred | $5,731 | $5,731 | $0 | 05/12/2026 |
| 05P-544.01 | Infrastructure - Campus-Wide Utilities Extensions | Future | $2,820,835 | $2,820,835 | $0 | 07/21/2023 |
| 05P-575.00 | Restrooms Renovations Campus | Future | $263,455 | $263,455 | $0 | 11/01/2023 |
| | **Total Pending Subprojects** | | **$10,889,930** | **$10,889,930** | **$0** | |
| Cancelled* | | | $2,577,908 | $2,577,908 | $0 | |
| Completed* | | | $462,247,740 | $462,247,740 | $0 | |

*Completed and Cancelled Sub-Projects are Reference Exhibit B.

# Pierce College
## Sub-Project List

| | | | |
|---|---|---|---|
| Land Aquisition | $4,474 | $4,474 | $0 |
| Master Plan | $3,455,513 | $3,455,513 | $0 |
| Miscellaneous | $97,556 | $97,556 | $0 |
| Procurement | $68,056 | $68,056 | $0 |
| Support Services | $60,882,701 | $60,882,701 | $0 |
| **All Remaining Subprojects** | **$529,333,947** | **$529,333,947** | **$0** |
| **Total Pierce College Subprojects** | **$723,435,414** | **$723,435,414** | **$0** |

*Completed and Cancelled Sub-Projects are Reference Exhibit B.

# Pierce College
# Sub-Project/Building Level Detail

## 05P-521.00 - Horticulture Building

### SUB-PROJECT PROFILE

***OVERALL STATUS: In Design***

DESCRIPTION: Construction of a new complex of buildings on an 8 acre site which includes the following distinct buildings (Faculty Building, Computer Lab, Teaching Lab, Greenhouse Complex, Lath House, Nursery, Storage Building) and various landscaped areas (Instruction pavilion, event mall, demonstration gardens and several smaller courtyards). Approximate SF: 31,052.

| DESIGN START | NTP CONSTRUCTION | SUBSTANTIAL COMPLETION | ACADEMIC OCCUPANCY |
|---|---|---|---|
| 12/23/2021 | 08/07/2023 | 06/01/2024 | 08/26/2024 |

### SUB-PROJECT COST BREAKDOWN

| Cost Type "Bucket" | [a] Current Budget | [b] Contracted | [c] Expended | [d] Estimate at Completion | [e]=[a]-[d] Budget Variance |
|---|---|---|---|---|---|
| Asset, Move, Legal/Audit & Specialty | $20,820 | $20,820 | $20,820 | $20,820 | $0 |
| Construction | $3,631 | $3,631 | $3,631 | $3,631 | $0 |
| Program & Project Management | $1,665 | $1,665 | $1,665 | $1,665 | $0 |
| Programming & Design | $47,934 | $47,934 | $47,934 | $47,934 | $0 |
| Total Budget | $74,049 | $74,049 | $74,049 | $74,049 | $0 |

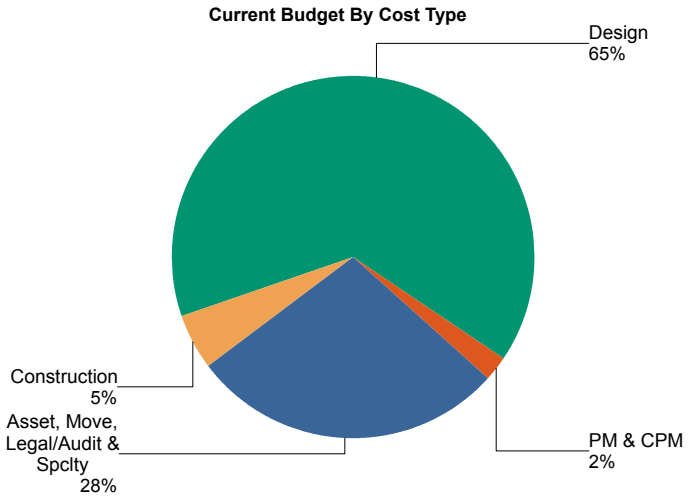


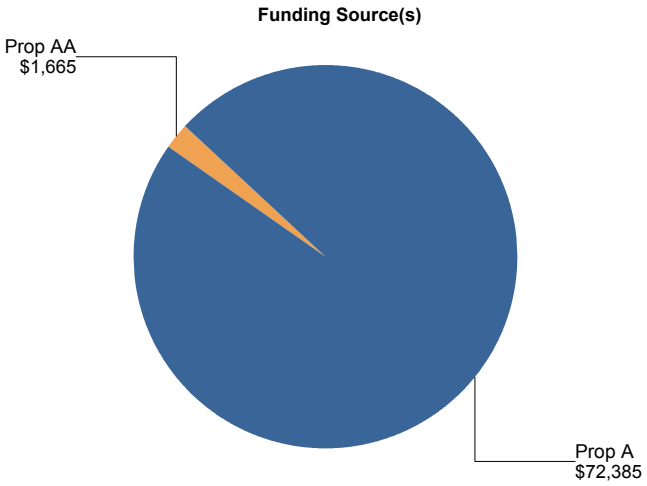

# Pierce College
# Sub-Project/Building Level Detail

## 05P-521.03 - Horticulture Facility

### SUB-PROJECT PROFILE

***OVERALL STATUS: In Design***

DESCRIPTION: Construction of a new complex of buildings on an 8 acre site which includes the following distinct buildings (Faculty Building, Computer Lab, Teaching Lab, Greenhouse Complex, Lath House, Nursery, Storage Building) and various landscaped areas (Instruction pavilion, event mall, demonstration gardens and several smaller courtyards).

8/14/2017 (SS): SC Demolition of existing facilities 9/8/2016

| DESIGN START | NTP CONSTRUCTION | SUBSTANTIAL COMPLETION | ACADEMIC OCCUPANCY |
|---|---|---|---|
| 01/20/2017 | 08/07/2023 | 06/01/2024 | 08/26/2024 |

### SUB-PROJECT COST BREAKDOWN

| Cost Type "Bucket" | [a] Current Budget | [b] Contracted | [c] Expended | [d] Estimate at Completion | [e]=[a]-[d] Budget Variance |
|---|---|---|---|---|---|
| Asset, Move, Legal/Audit & Specialty | $62,799 | $32,946 | $32,946 | $62,799 | $0 |
| Construction | $5,397,697 | $598,908 | $598,908 | $5,397,697 | $0 |
| Furniture, Fixtures & Equipment | $314,357 | $0 | $0 | $314,357 | $0 |
| Program & Project Management | $1,270,369 | $1,062,031 | $1,062,031 | $1,270,369 | $0 |
| Programming & Design | $2,202,106 | $1,945,608 | $1,632,915 | $2,202,106 | $0 |
| Total Budget | $9,247,328 | $3,639,493 | $3,326,800 | $9,247,328 | $0 |

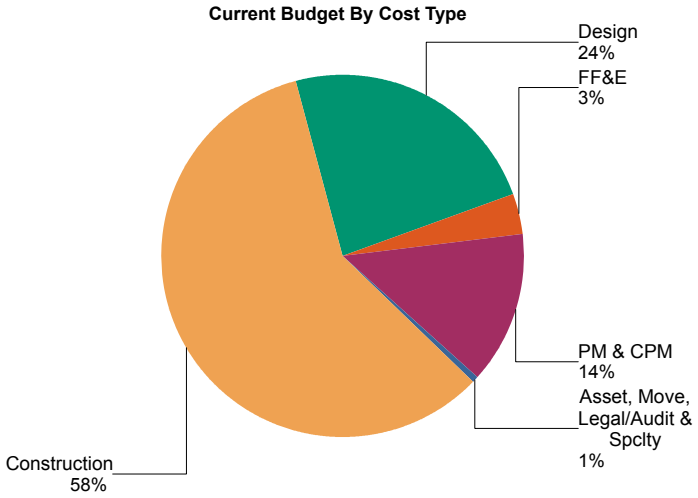


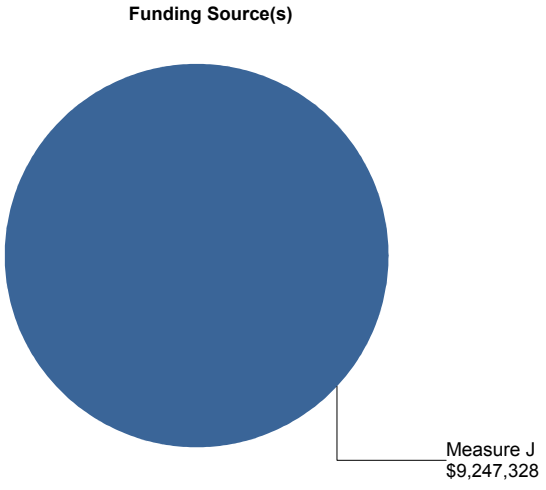

# Pierce College
# Sub-Project/Building Level Detail

## 05P-527.04 - P.E. Facilities - Improvements

### SUB-PROJECT PROFILE

***OVERALL STATUS: In Des. Procurement***

DESCRIPTION: Physical education facilities improvements including electrical upgrades to dance studio, flooring replacement, installation of new egress doors, plaster repairs, soundproofing of classroom walls, plumbing upgrades, bathroom renovations, Public Address system (PA) improvements, mill work improvements, lighting replacement and repair/replacement of exit signs. Work shall occur in both North and South gyms, and the pool area.

| DESIGN START | NTP CONSTRUCTION | SUBSTANTIAL COMPLETION | ACADEMIC OCCUPANCY |
|---|---|---|---|
| 09/26/2019 | 12/18/2020 | 08/09/2021 | 08/30/2021 |

### SUB-PROJECT COST BREAKDOWN

| Cost Type "Bucket" | [a] Current Budget | [b] Contracted | [c] Expended | [d] Estimate at Completion | [e]=[a]-[d] Budget Variance |
|---|---|---|---|---|---|
| Construction | $1,468,709 | $17,266 | $17,266 | $1,468,709 | $0 |
| Furniture, Fixtures & Equipment | $121,205 | $697 | $697 | $121,205 | $0 |
| Program & Project Management | $315,246 | $205,262 | $205,262 | $315,246 | $0 |
| Programming & Design | $115,278 | $34,110 | $34,110 | $115,278 | $0 |
| Total Budget | $2,020,438 | $257,336 | $257,336 | $2,020,438 | $0 |

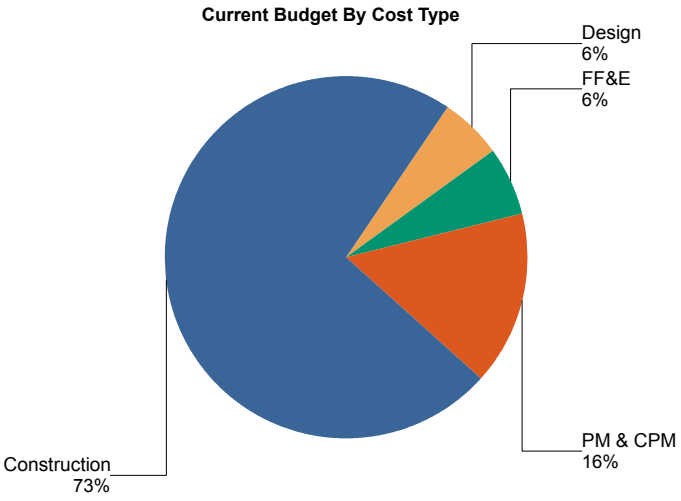


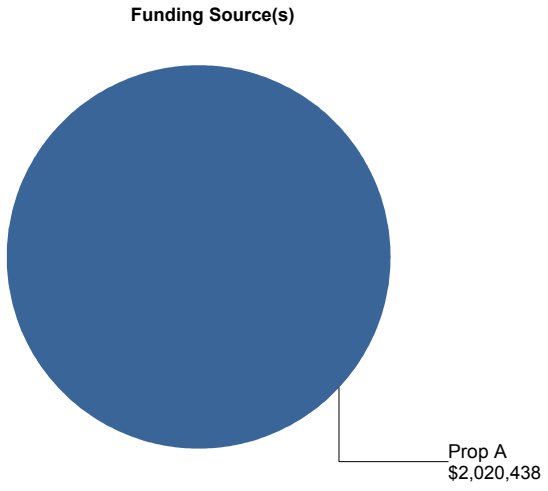

# Pierce College
# Sub-Project/Building Level Detail

## 05P-533.01 - Digital Arts and Media Improvements

### SUB-PROJECT PROFILE

***OVERALL STATUS: In Design***

DESCRIPTION: Renovate and modernize classroom technology, student study areas and faculty offices.

| DESIGN START | NTP CONSTRUCTION | SUBSTANTIAL COMPLETION | ACADEMIC OCCUPANCY |
|---|---|---|---|
| 10/01/2018 | 11/25/2020 | 10/21/2021 | 01/03/2022 |

### SUB-PROJECT COST BREAKDOWN

| Cost Type "Bucket" | [a] Current Budget | [b] Contracted | [c] Expended | [d] Estimate at Completion | [e]=[a]-[d] Budget Variance |
|---|---|---|---|---|---|
| Construction | $3,127,761 | $0 | $0 | $3,127,761 | $0 |
| Furniture, Fixtures & Equipment | $246,928 | $0 | $0 | $246,928 | $0 |
| Program & Project Management | $275,913 | $30,216 | $30,216 | $275,913 | $0 |
| Programming & Design | $349,398 | $275,176 | $37,220 | $349,398 | $0 |
| Total Budget | $4,000,000 | $305,392 | $67,436 | $4,000,000 | $0 |

**Current Budget By Cost Type**

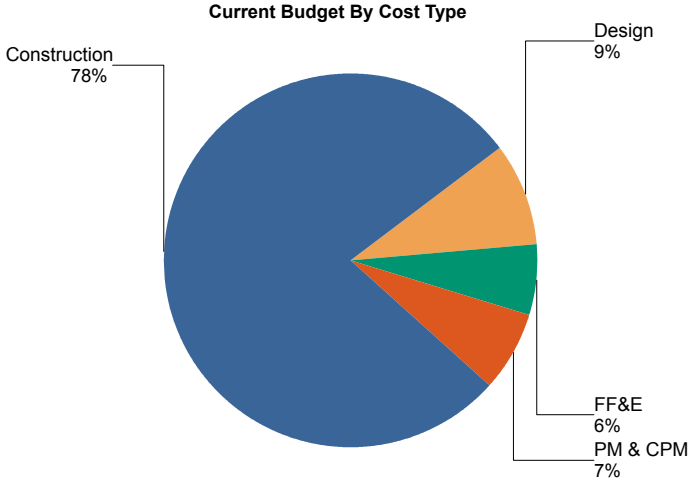


**Funding Source(s)**

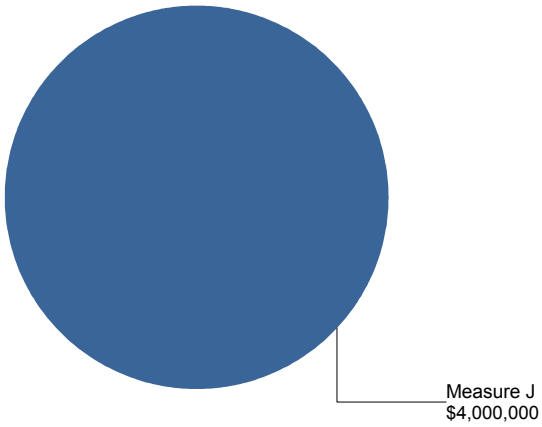

# Pierce College
# Sub-Project/Building Level Detail

## 05P-533.02 - Multi-Purpose Academic and Workforce Education Building

### SUB-PROJECT PROFILE

***OVERALL STATUS: In Pre-Programming***

DESCRIPTION: Build a new Academic Facility (TBD SF) in the footprint of the existing old library and will provide new space for English, Math, Social Science, Psychology, Computer Science, Digital Arts and Media arts and Architecture . The project will incorporate a solution for ADA access between the lower and upper campus (from Pedestrian Mall to Arts Center level). Demolish/remove the following existing structures: old library (47,801 SF); buildings 1200, 1300, 1400, 1500 (44,398 SF); modular buildings 8300, 8345, 8000, 8310, 8320 and 8330 (12,542 SF). Provide for new landscape/hardscape that blends in with the environs at former building sites.

| DESIGN START | NTP CONSTRUCTION | SUBSTANTIAL COMPLETION | ACADEMIC OCCUPANCY |
|---|---|---|---|
| 08/03/2020 | 09/07/2022 | 06/06/2025 | 09/03/2025 |

### SUB-PROJECT COST BREAKDOWN

| Cost Type "Bucket" | [a] Current Budget | [b] Contracted | [c] Expended | [d] Estimate at Completion | [e]=[a]-[d] Budget Variance |
|---|---|---|---|---|---|
| Asset, Move, Legal/Audit & Specialty | $2,540,000 | $0 | $0 | $2,540,000 | $0 |
| Construction | $53,340,000 | $0 | $0 | $53,340,000 | $0 |
| Program & Project Management | $2,540,000 | $0 | $0 | $2,540,000 | $0 |
| Programming & Design | $5,080,000 | $0 | $0 | $5,080,000 | $0 |
| Total Budget | $63,500,000 | $0 | $0 | $63,500,000 | $0 |

**Current Budget By Cost Type**

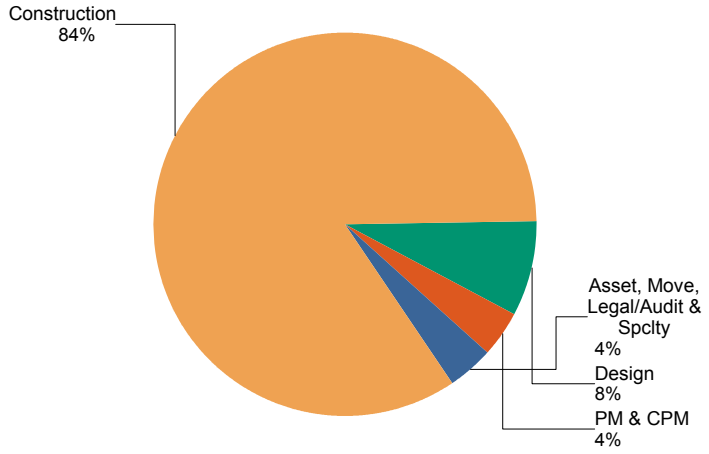


**Funding Source(s)**

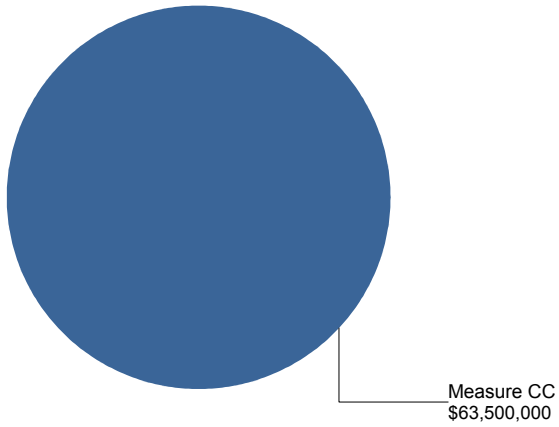

# Pierce College
# Sub-Project/Building Level Detail

## 05P-534.00 - Agricultural Education Center

### SUB-PROJECT PROFILE

***OVERALL STATUS: In Pre-Programming***

DESCRIPTION: Agricultural education center to integrate enterprise activities in the farm area with educational and community resources. Expanded instructional facilities.

| DESIGN START | NTP CONSTRUCTION | SUBSTANTIAL COMPLETION | ACADEMIC OCCUPANCY |
|---|---|---|---|
| 03/03/2020 | 10/06/2021 | 11/30/2022 | 01/02/2023 |

### SUB-PROJECT COST BREAKDOWN

| Cost Type "Bucket" | [a] Current Budget | [b] Contracted | [c] Expended | [d] Estimate at Completion | [e]=[a]-[d] Budget Variance |
|---|---|---|---|---|---|
| Asset, Move, Legal/Audit & Specialty | $123,327 | $72,885 | $47,430 | $123,327 | $0 |
| Construction | $15,040,961 | $88,366 | $18,005 | $15,040,961 | $0 |
| Furniture, Fixtures & Equipment | $828,757 | $0 | $0 | $828,757 | $0 |
| Program & Project Management | $1,072,044 | $339,636 | $339,636 | $1,072,044 | $0 |
| Programming & Design | $1,874,353 | $248,588 | $108,588 | $1,874,353 | $0 |
| Total Budget | $18,939,443 | $749,476 | $513,660 | $18,939,443 | $0 |

**Current Budget By Cost Type**

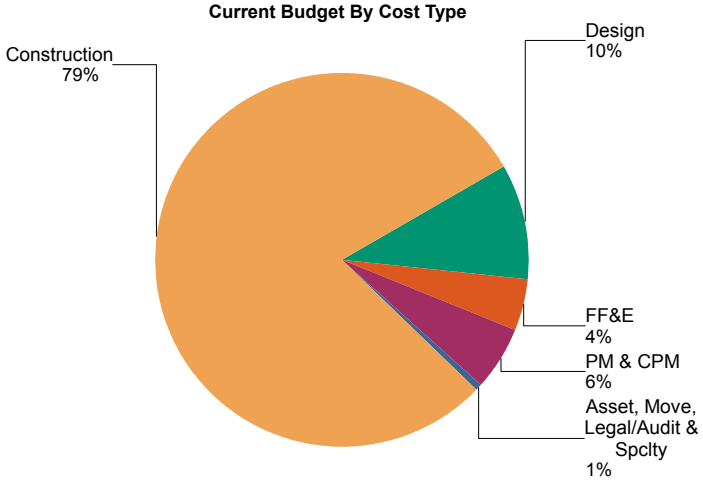


**Funding Source(s)**

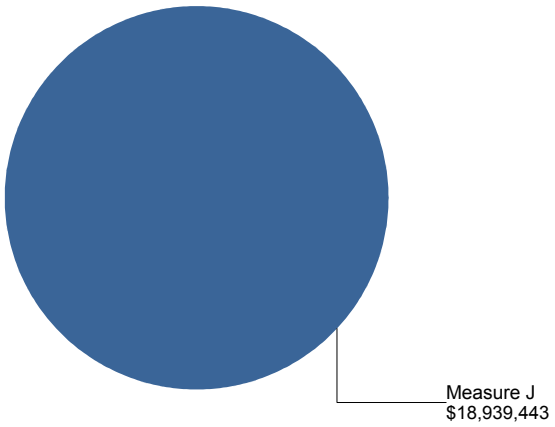

# Pierce College
# Sub-Project/Building Level Detail

## 05P-535.03 - SLE - South of Mall - Classroom Modernization/Technology/Low Voltage

### SUB-PROJECT PROFILE

***OVERALL STATUS: In Design***

DESCRIPTION: The SLE-South of Mall Classroom Modernization/Technology/Low Voltage project consists of covered walkway and architectural upgrades including new window walls, new fire alarm system, new security system, smart classroom upgrades, interior ADA compliance upgrades and miscellaneous upgrades at the ten Faculty Offices buildings, the Business Education buildings, the Fine Arts buildings and the Music Buildings.

Classrooms and faculty offices. Computer Applications and Office Technologies (CAOT), Business Education classrooms and Administration offices, Faculty Offices, classrooms and offices for Fine Arts and Music Departments.

| DESIGN START | NTP CONSTRUCTION | SUBSTANTIAL COMPLETION | ACADEMIC OCCUPANCY |
|---|---|---|---|
| 12/19/2016 | 08/24/2020 | 08/16/2021 | 08/30/2021 |

### SUB-PROJECT COST BREAKDOWN

| Cost Type "Bucket" | [a] Current Budget | [b] Contracted | [c] Expended | [d] Estimate at Completion | [e]=[a]-[d] Budget Variance |
|---|---|---|---|---|---|
| Asset, Move, Legal/Audit & Specialty | $106,936 | $0 | $0 | $106,936 | $0 |
| Construction | $14,221,517 | $597,971 | $568,051 | $14,221,517 | $0 |
| Furniture, Fixtures & Equipment | $500,462 | $0 | $0 | $500,462 | $0 |
| Program & Project Management | $1,470,354 | $679,342 | $679,342 | $1,470,354 | $0 |
| Programming & Design | $1,601,741 | $1,301,703 | $371,897 | $1,601,741 | $0 |
| Total Budget | $17,901,009 | $2,579,016 | $1,619,289 | $17,901,009 | $0 |

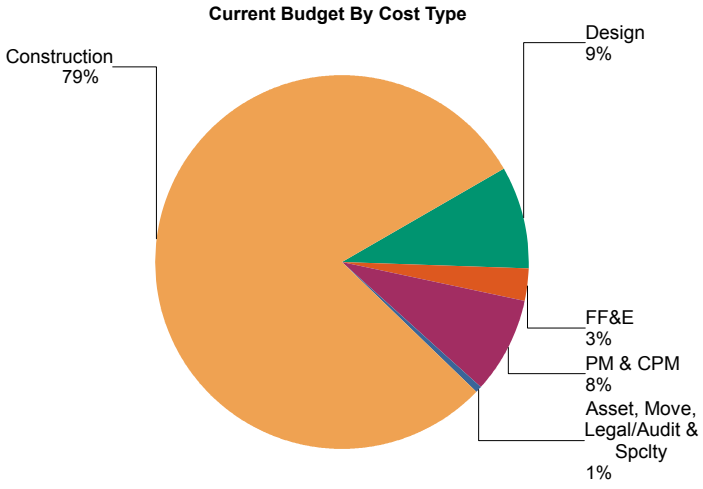


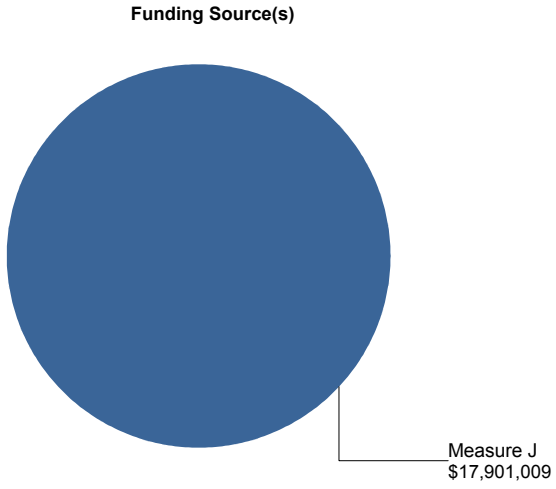

# Pierce College
# Sub-Project/Building Level Detail

## 05P-535.10 - SLE - Center for the Sciences Technology Upgrades

### SUB-PROJECT PROFILE

***OVERALL STATUS: In Des. Procurement***

DESCRIPTION: Student Learning Environments (SLE) Center for the Sciences Technology Upgrade project is a part of campus-wide modernization of classroom technology and student study areas and accessibility improvements. Scope includes: Upgrade Accessibility (ADA) items to current code, upgrade IT cabling, upgrade mechanical, electrical and plumbing systems at human and animal cadaver rooms, add a salt water system, upgrade AV system with interactive white boards.

| DESIGN START | NTP CONSTRUCTION | SUBSTANTIAL COMPLETION | ACADEMIC OCCUPANCY |
|---|---|---|---|
| 03/18/2019 | 09/14/2020 | 07/27/2021 | 01/03/2022 |

### SUB-PROJECT COST BREAKDOWN

| Cost Type "Bucket" | [a] Current Budget | [b] Contracted | [c] Expended | [d] Estimate at Completion | [e]=[a]-[d] Budget Variance |
|---|---|---|---|---|---|
| Asset, Move, Legal/Audit & Specialty | $4,300 | $4,300 | $4,300 | $4,300 | $0 |
| Construction | $2,698,818 | $10,428 | $10,428 | $2,698,818 | $0 |
| Furniture, Fixtures & Equipment | $287,741 | $157,799 | $156,452 | $287,741 | $0 |
| Program & Project Management | $487,085 | $324,226 | $324,226 | $487,085 | $0 |
| Programming & Design | $489,750 | $97,554 | $97,554 | $489,750 | $0 |
| Total Budget | $3,967,693 | $594,306 | $592,959 | $3,967,693 | $0 |

**Current Budget By Cost Type**

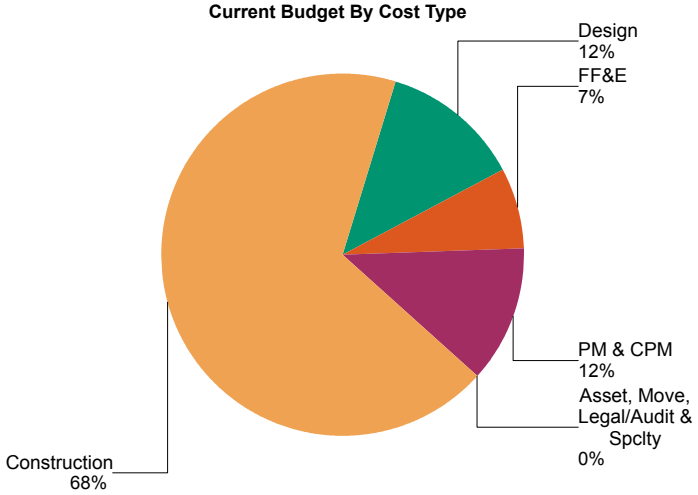


**Funding Source(s)**

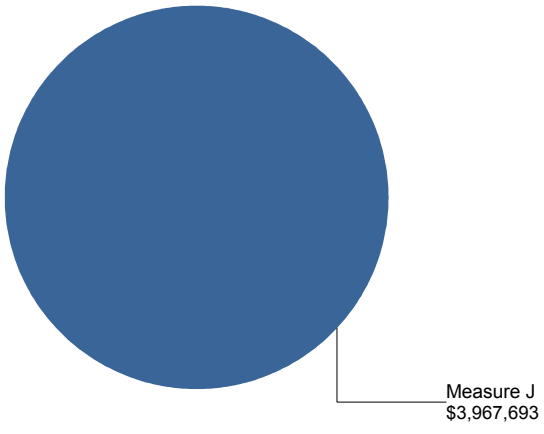

# Pierce College
# Sub-Project/Building Level Detail

## 05P-536.00 - Expanded Automotive and New Technical Education Facilities

### SUB-PROJECT PROFILE

***OVERALL STATUS: At DSA***

DESCRIPTION: Project consists of design and construction of the new 22,000 SF Technical Education Facility.

| DESIGN START | NTP CONSTRUCTION | SUBSTANTIAL COMPLETION | ACADEMIC OCCUPANCY |
|---|---|---|---|
| 09/08/2016 | 10/29/2019 | 06/21/2021 | 08/30/2021 |

### SUB-PROJECT COST BREAKDOWN

| Cost Type "Bucket" | [a] Current Budget | [b] Contracted | [c] Expended | [d] Estimate at Completion | [e]=[a]-[d] Budget Variance |
|---|---|---|---|---|---|
| Asset, Move, Legal/Audit & Specialty | $32,946 | $32,946 | $32,946 | $32,946 | $0 |
| Construction | $25,212,126 | $20,482,819 | $2,195,366 | $25,212,126 | $0 |
| Furniture, Fixtures & Equipment | $3,205,106 | $25,204 | $16,937 | $3,205,106 | $0 |
| Program & Project Management | $3,946,576 | $1,265,911 | $1,265,911 | $3,946,576 | $0 |
| Programming & Design | $4,437,959 | $3,906,667 | $3,291,870 | $4,437,959 | $0 |
| Total Budget | $36,834,712 | $25,713,547 | $6,803,030 | $36,834,712 | $0 |

**Current Budget By Cost Type**

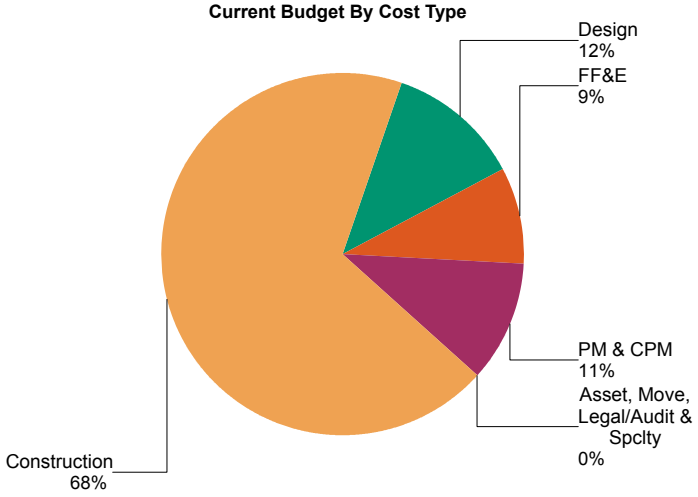


**Funding Source(s)**

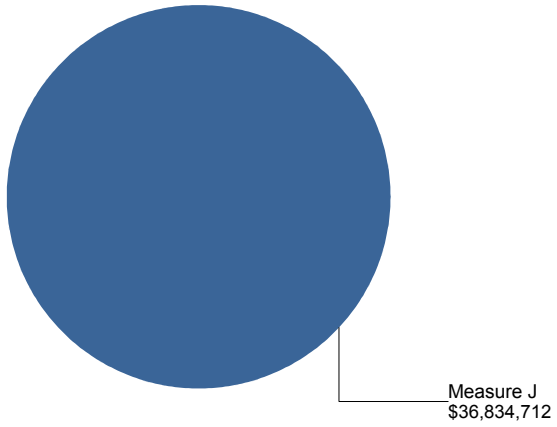

# Pierce College
# Sub-Project/Building Level Detail

## 05P-542.03 - Landscape Masterplan at Botanical Garden

### SUB-PROJECT PROFILE

***OVERALL STATUS: In Pre-Programming***

DESCRIPTION: Provide demolition/removal of the following existing structures: buildings 1200, 1300, 1400, & 1500 (38,114 SF) and thereafter improve the vacated space with landscape/hardscape as is suitable for adjoining conditions.

| DESIGN START | NTP CONSTRUCTION | SUBSTANTIAL COMPLETION | ACADEMIC OCCUPANCY |
|---|---|---|---|
| 06/27/2024 | 12/12/2025 | 08/09/2026 | 09/09/2026 |

### SUB-PROJECT COST BREAKDOWN

| Cost Type "Bucket" | [a] Current Budget | [b] Contracted | [c] Expended | [d] Estimate at Completion | [e]=[a]-[d] Budget Variance |
|---|---|---|---|---|---|
| Asset, Move, Legal/Audit & Specialty | $360,000 | $0 | $0 | $360,000 | $0 |
| Construction | $7,560,000 | $0 | $0 | $7,560,000 | $0 |
| Program & Project Management | $360,000 | $0 | $0 | $360,000 | $0 |
| Programming & Design | $720,000 | $0 | $0 | $720,000 | $0 |
| Total Budget | $9,000,000 | $0 | $0 | $9,000,000 | $0 |

**Current Budget By Cost Type**

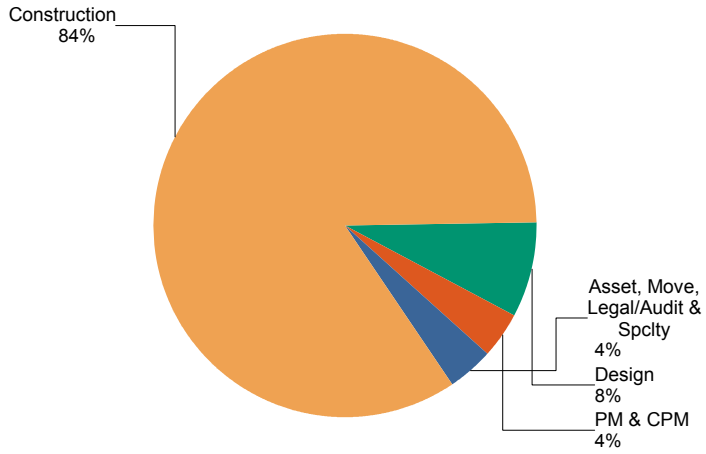


**Funding Source(s)**

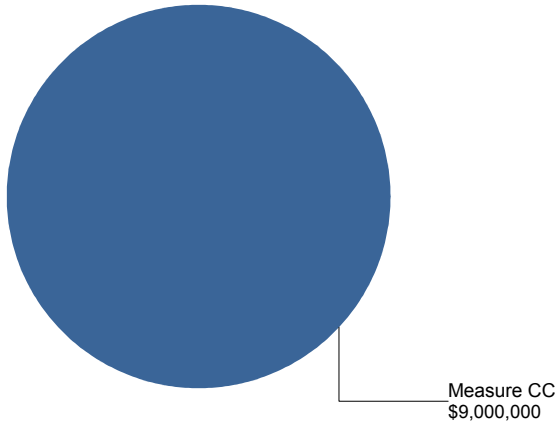

# Pierce College
# Sub-Project/Building Level Detail

## 05P-542.04 - Temporary Village Restoration

### SUB-PROJECT PROFILE

***OVERALL STATUS: In Pre-Programming***

DESCRIPTION: Provide demolition/removal of the following existing structures: modular buildings 8300, 8345, 8000, 8310, 8320, & 8330 (12,542 SF) and thereafter improve the vacated space with landscape/hardscape as is suitable for adjoining site conditions.

| DESIGN START | NTP CONSTRUCTION | SUBSTANTIAL COMPLETION | ACADEMIC OCCUPANCY |
|---|---|---|---|
| 06/27/2024 | 12/12/2025 | 06/10/2026 | 08/10/2026 |

### SUB-PROJECT COST BREAKDOWN

| Cost Type "Bucket" | [a] Current Budget | [b] Contracted | [c] Expended | [d] Estimate at Completion | [e]=[a]-[d] Budget Variance |
|---|---|---|---|---|---|
| Asset, Move, Legal/Audit & Specialty | $100,000 | $0 | $0 | $100,000 | $0 |
| Construction | $2,100,000 | $0 | $0 | $2,100,000 | $0 |
| Program & Project Management | $100,000 | $0 | $0 | $100,000 | $0 |
| Programming & Design | $200,000 | $0 | $0 | $200,000 | $0 |
| Total Budget | $2,500,000 | $0 | $0 | $2,500,000 | $0 |

**Current Budget By Cost Type**

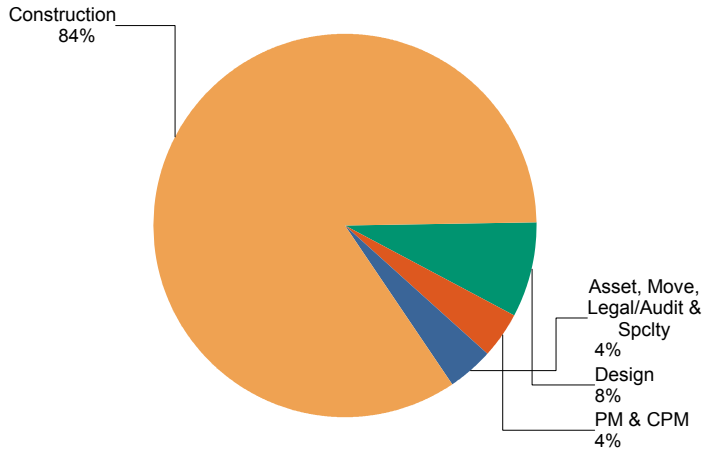


**Funding Source(s)**

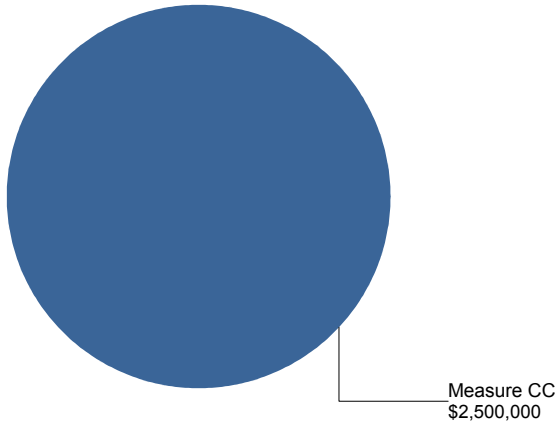

# Pierce College
# Sub-Project/Building Level Detail

## 05P-542.07 - SLE - South of Mall - ADA/Landscaping

### SUB-PROJECT PROFILE

***OVERALL STATUS: In Design***

DESCRIPTION: SLE-ADA/Landscaping project is comprised of landscaping upgrades, including hardscape, accessible paths of travel, planting and irrigation. It is part of the campus-wide landscape improvements, and accessibility improvements. The accessible paths of travel include walkways, sidewalks, pedestrian ramps, and steps/stairs to and from the ten Faculty Offices buildings, the Business Education buildings, the Fine Arts buildings and the Music buildings.

| DESIGN START | NTP CONSTRUCTION | SUBSTANTIAL COMPLETION | ACADEMIC OCCUPANCY |
|---|---|---|---|
| 12/19/2016 | 08/24/2020 | 08/16/2021 | 08/23/2021 |

### SUB-PROJECT COST BREAKDOWN

| Cost Type "Bucket" | [a] Current Budget | [b] Contracted | [c] Expended | [d] Estimate at Completion | [e]=[a]-[d] Budget Variance |
|---|---|---|---|---|---|
| Asset, Move, Legal/Audit & Specialty | $14,580 | $0 | $0 | $14,580 | $0 |
| Construction | $889,348 | $0 | $0 | $889,348 | $0 |
| Program & Project Management | $156,423 | $139,709 | $139,709 | $156,423 | $0 |
| Programming & Design | $205,737 | $152,365 | $43,270 | $205,737 | $0 |
| Total Budget | $1,266,087 | $292,074 | $182,979 | $1,266,087 | $0 |

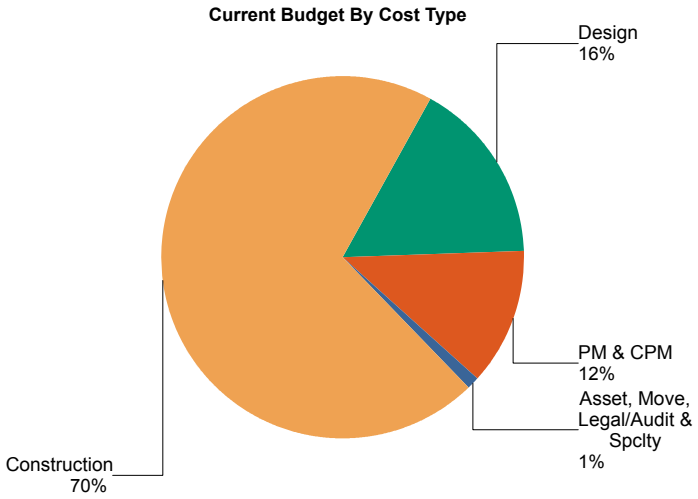


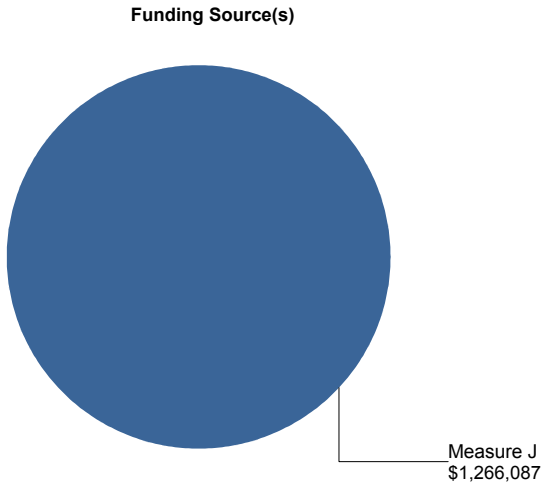

# Pierce College
# Sub-Project/Building Level Detail

## 05P-543.02 - Parking Lots and Roadways - Anthropology/Geography

### SUB-PROJECT PROFILE

***OVERALL STATUS: In Construction***

DESCRIPTION: Parking lot and roadway improvements around the existing Anthropology and Geology buildings.

| DESIGN START | NTP CONSTRUCTION | SUBSTANTIAL COMPLETION | ACADEMIC OCCUPANCY |
|---|---|---|---|
| 06/14/2016 | 06/06/2018 | 04/25/2019 | 07/15/2019 |

### SUB-PROJECT COST BREAKDOWN

| Cost Type "Bucket" | [a] Current Budget | [b] Contracted | [c] Expended | [d] Estimate at Completion | [e]=[a]-[d] Budget Variance |
|---|---|---|---|---|---|
| Asset, Move, Legal/Audit & Specialty | $0 | $0 | $0 | $0 | $0 |
| Construction | $3,102,716 | $2,610,583 | $1,858,969 | $3,102,716 | $0 |
| Program & Project Management | $420,310 | $316,903 | $316,903 | $420,310 | $0 |
| Programming & Design | $312,203 | $253,370 | $188,881 | $312,203 | $0 |
| Total Budget | $3,835,229 | $3,180,856 | $2,364,754 | $3,835,229 | $0 |

**Current Budget By Cost Type**

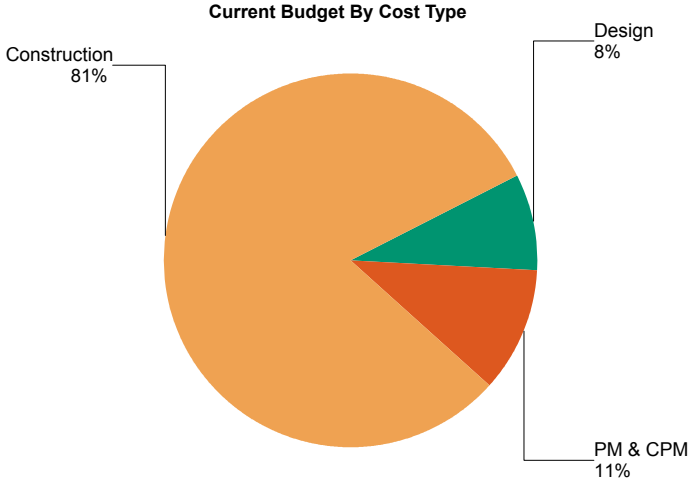


**Funding Source(s)**

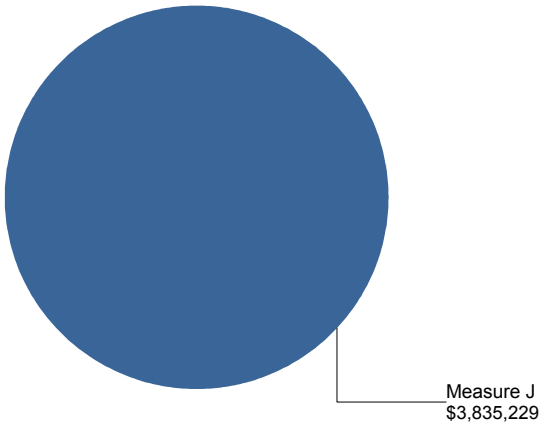

# Pierce College
# Sub-Project/Building Level Detail

## 05P-543.03 - Mason Reroute

### SUB-PROJECT PROFILE

***OVERALL STATUS: In Construction***

DESCRIPTION: The closure of Mason Avenue between the Olympic Drive and El Rancho/Stadium Way intersections and the extension of Olympic drive to the west end of lot 8 to relocate vehicular traffic to the perimeter of campus. Improvement to Stadium Way between the El Rancho intersection and the entrance to lot 6. Improvement to the El Rancho Drive Stadium Way intersection to accommodate the entrance to the new Anthropology/Geography Parking lot (Re:05P-543.02)

6/27/2017-SS: Per Cathy KPI Log, DSA App No. 03-113707 (Mason Reroute) matching subproject title was cancelled with refund: 03-114054 (Construction of 1-Roadway Extension) matches this scope which is certified 4/4/2014. (Contract No. 33623)

| DESIGN START | NTP CONSTRUCTION | SUBSTANTIAL COMPLETION | ACADEMIC OCCUPANCY |
|---|---|---|---|
| 06/14/2016 | 06/06/2018 | 04/25/2019 | 07/12/2019 |

### SUB-PROJECT COST BREAKDOWN

| Cost Type "Bucket" | [a] Current Budget | [b] Contracted | [c] Expended | [d] Estimate at Completion | [e]=[a]-[d] Budget Variance |
|---|---|---|---|---|---|
| Asset, Move, Legal/Audit & Specialty | $0 | $0 | $0 | $0 | $0 |
| Construction | $3,157,028 | $2,693,492 | $1,622,539 | $3,157,028 | $0 |
| Program & Project Management | $619,787 | $525,184 | $525,184 | $619,787 | $0 |
| Programming & Design | $579,497 | $544,013 | $462,436 | $579,497 | $0 |
| Total Budget | $4,356,312 | $3,762,689 | $2,610,159 | $4,356,312 | $0 |

**Current Budget By Cost Type**

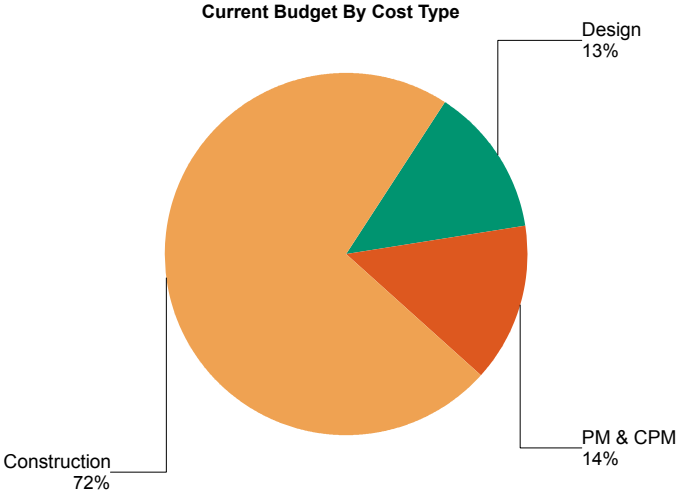


**Funding Source(s)**

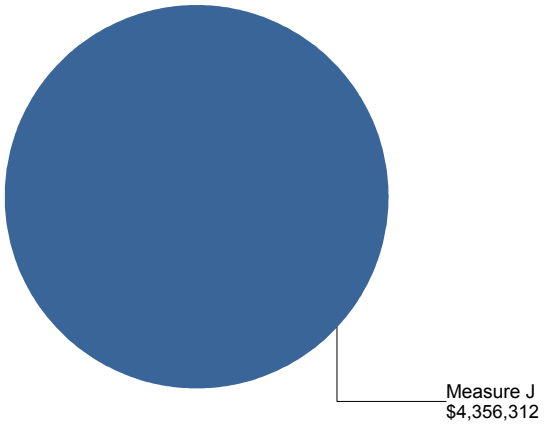

# Pierce College
# Sub-Project/Building Level Detail

## 05P-544.05 - Central Plant Expansion - West Central Plant

### SUB-PROJECT PROFILE

***OVERALL STATUS: At DSA***

DESCRIPTION: Design Build Project for a stand alone Central plant that will provide additional cooling for Campuswide Chilled Water System.

| DESIGN START | NTP CONSTRUCTION | SUBSTANTIAL COMPLETION | ACADEMIC OCCUPANCY |
|---|---|---|---|
| 01/24/2018 | 02/11/2019 | 04/21/2020 | 05/22/2020 |

### SUB-PROJECT COST BREAKDOWN

| Cost Type "Bucket" | [a] Current Budget | [b] Contracted | [c] Expended | [d] Estimate at Completion | [e]=[a]-[d] Budget Variance |
|---|---|---|---|---|---|
| Asset, Move, Legal/Audit & Specialty | $0 | $0 | $0 | $0 | $0 |
| Construction | $4,587,347 | $3,799,080 | $6,720 | $4,587,347 | $0 |
| Furniture, Fixtures & Equipment | $0 | $0 | $0 | $0 | $0 |
| Program & Project Management | $326,561 | $309,180 | $309,180 | $326,561 | $0 |
| Programming & Design | $855,328 | $686,436 | $618,848 | $855,328 | $0 |
| Total Budget | $5,769,236 | $4,794,696 | $934,748 | $5,769,236 | $0 |

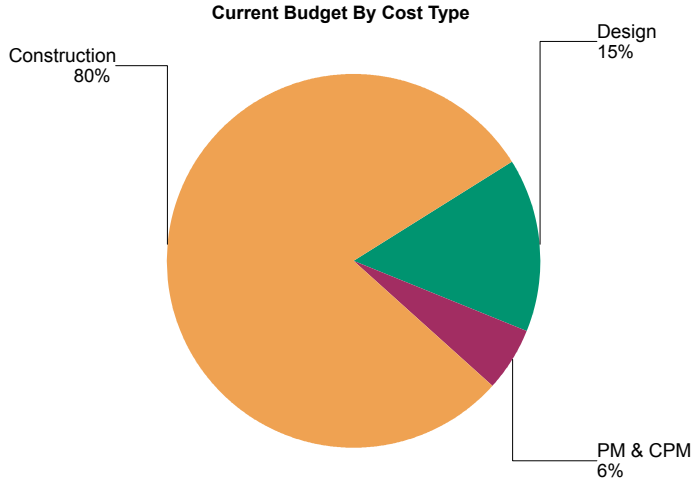


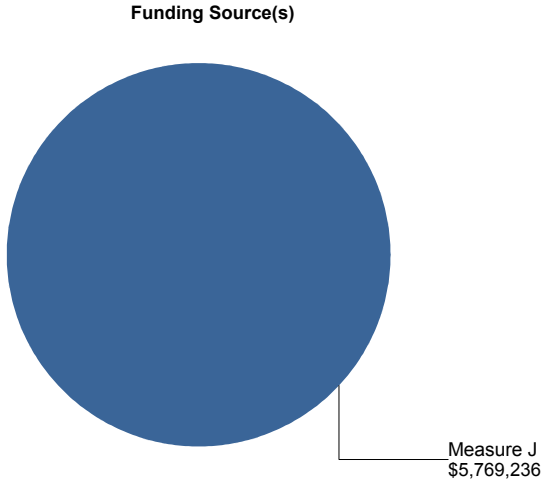

# Pierce College
Exhibit A

## Exhibit A
## Pierce College
## Budget Transfer Log

# Pierce College
## Sub-Project/Building Level Budget Transfer Log

| Proj Ref | Project/Building Name | Established Budget | Current Budget | Variance | Approved Date |
|---|---|---|---|---|---|
| 05P-521.00 | Horticulture Building | $74,049 | $74,049 | | 01/31/2017 |
| 05P-521.03 | Horticulture Facility | $8,447,328 | $8,447,328 | | 01/31/2017 |
| | | | $9,247,328 | $800,000 | 06/21/2017 |
| 05P-527.04 | P.E. Facilities - Improvements | $2,020,438 | $2,020,438 | | 01/31/2017 |
| 05P-533.00 | Digital Arts and Media Building | $1,650,311 | $1,650,311 | | 01/31/2017 |
| 05P-533.01 | Digital Arts and Media Improvements | $4,000,000 | $4,000,000 | | 01/31/2017 |
| 05P-533.02 | Multi-Purpose Academic and Workforce Education Building | $63,500,000 | $63,500,000 | | 01/31/2017 |
| 05P-534.00 | Agricultural Education Center | $9,385,316 | $9,385,316 | | 01/31/2017 |
| | | | $18,939,443 | $9,554,126 | 04/10/2018 |
| 05P-535.03 | SLE - South of Mall - Classroom Modernization/Technology/Low | $17,901,009 | $17,901,009 | | 01/31/2017 |
| 05P-535.10 | SLE - Center for the Sciences Technology Upgrades | $3,967,693 | $3,967,693 | | 01/31/2017 |
| 05P-536.00 | Expanded Automotive and New Technical Education Facilities | $37,170,120 | $37,170,120 | | 01/31/2017 |
| | | | $36,834,712 | $(335,407) | 04/18/2018 |
| 05P-542.02 | Landscaping - Park, Access Road, DeSoto and Mason Entrance | $6,073,920 | $6,073,920 | | 01/31/2017 |
| 05P-542.03 | Landscape Masterplan at Botanical Garden | $9,000,000 | $9,000,000 | | 01/31/2017 |
| 05P-542.04 | Temporary Village Restoration | $2,500,000 | $2,500,000 | | 01/31/2017 |
| 05P-542.07 | SLE - South of Mall - ADA/Landscaping | $1,266,087 | $1,266,087 | | 01/31/2017 |
| 05P-543.01 | Lot 5 & 6 East | $75,678 | $75,678 | | 01/31/2017 |
| 05P-543.02 | Parking Lots and Roadways - Anthropology/Geography | $2,976,383 | $2,976,383 | | 01/31/2017 |

Budget transfers performed to reflect campus project re-prioritization of the strategic execution plan.

# Pierce College
## Sub-Project/Building Level Budget Transfer Log

| Proj Ref | Project/Building Name | Established Budget | Current Budget | Variance | Approved Date |
|---|---|---|---|---|---|
| | | | $3,835,229 | $858,845 | 04/17/2018 |
| 05P-543.03 | Mason Reroute | $5,664,220 | $5,664,220 | | 01/31/2017 |
| | | | $4,356,312 | $(1,307,907) | 04/27/2018 |
| 05P-543.04 | Village Road | $5,731 | $5,731 | | 01/31/2017 |
| 05P-544.01 | Infrastructure - Campus-Wide Utilities Extensions | $2,820,835 | $2,820,835 | | 01/31/2017 |
| 05P-544.05 | Central Plant Expansion - West Central Plant | $6,865,673 | $6,865,673 | | 01/31/2017 |
| | | | $5,769,236 | $(1,096,437) | 04/19/2018 |
| 05P-575.00 | Restrooms Renovations Campus | $263,455 | $263,455 | | 01/31/2017 |

Budget transfers performed to reflect campus project re-prioritization of the strategic execution plan.

# Pierce College
Exhibit B

## Exhibit B
## Pierce College
## Non-Active and Non-Pending Subprojects

# Pierce College
## Non Active and Non-Pending Sub-Projects

| Cancelled | | Current Budget | EAC | Funding Variance |
|---|---|---|---|---|
| 05P-506.00 | Technology Center | $1,272,266 | $1,272,266 | $0 |
| 05P-518.02 | Early Renovations - Art Gallery | $59,372 | $59,372 | $0 |
| 05P-520.00 | Student Food Services Study | $57,883 | $57,883 | $0 |
| 05P-523.00 | Campus-Wide Improvements - Water Reclamation Facility | $3,000 | $3,000 | $0 |
| 05P-524.00 | Life Science and Natural Resources Management | $6,556 | $6,556 | $0 |
| 05P-526.05 | Exhibition and Events Center - AEEP, Farm Market | $12,500 | $12,500 | $0 |
| 05P-532.00 | Green Technologies Building | $976,432 | $976,432 | $0 |
| 05P-542.01 | Campus Fire Access Road Improvements | $78,543 | $78,543 | $0 |
| 05P-543.05 | Parking Lots and Roadways - Off-site Traffic Mitigation | $36,255 | $36,255 | $0 |
| 05P-573.03 | RWGPL - Performing Arts, Stadium Parking Lot | $70,881 | $70,881 | $0 |
| 05P-573.07 | RWGPL - Faculty Cottages Parking Lot | $4,221 | $4,221 | $0 |
| | | **$2,577,908** | **$2,577,908** | **$0** |

| Completed | | Current Budget | EAC | Funding Variance |
|---|---|---|---|---|
| 05P-501.00 | Center for the Sciences | $61,841,063 | $61,841,063 | $0 |
| 05P-502.00 | Life Science, Chemistry, Physics Building | $21,309,948 | $21,309,948 | $0 |
| 05P-503.00 | Campus-Wide Improvements - Fencing | $287,712 | $287,712 | $0 |
| 05P-504.00 | Student Store and Financial Aid Building | $7,183,509 | $7,183,509 | $0 |
| 05P-505.01 | Early Renovations - Administration Building - Lobby | $322,727 | $322,727 | $0 |
| 05P-505.02 | Phase II Renovations - Administration Building - Interior and Exterior | $10,790,272 | $10,790,272 | $0 |
| 05P-505.03 | Early Renovations - Administration Building - Reprographics | $6,120 | $6,120 | $0 |
| 05P-507.00 | Phase II Renovations - Computer Science and Computer Learning | $11,439,695 | $11,439,695 | $0 |
| 05P-508.00 | Library | $408,521 | $408,521 | $0 |
| 05P-508.01 | Convert Existing Library | $454 | $454 | $0 |
| 05P-509.00 | Child Development Center | $11,386,059 | $11,386,059 | $0 |
| 05P-510.00 | Phase II Renovations - Behavioral Science, Social science, Mathematic | $20,119,328 | $20,119,328 | $0 |
| 05P-513.01 | Phase I Renovations - Business Education | $2,497,805 | $2,497,805 | $0 |
| 05P-513.02 | Phase I Renovations - Business Education - Cinema Lab | $159,833 | $159,833 | $0 |
| 05P-513.03 | Phase I Renovations - Business Education - Computer Labs Renovatio | $213,087 | $213,087 | $0 |
| 05P-515.00 | Phase I Renovations - Faculty Office | $3,065,385 | $3,065,385 | $0 |
| 05P-516.00 | Phase I Renovations - Fine Arts and Music | $4,171,815 | $4,171,815 | $0 |
| 05P-518.01 | Early Renovations - Corridor Upgrade | $200,424 | $200,424 | $0 |
| 05P-518.03 | Early Renovations - Theater Building - Performing Arts | $1,452,032 | $1,452,032 | $0 |
| 05P-518.04 | Performing Arts Building Improvements | $17,461,241 | $17,461,241 | $0 |
| 05P-519.01 | Maintenance and Operations Building - Central | $105,335 | $105,335 | $0 |
| 05P-519.02 | Maintenance and Operations Building - Gardening | $17,016 | $17,016 | $0 |
| 05P-519.03 | Maintenance and Operations Building - Refrigeration | $28,397 | $28,397 | $0 |
| 05P-519.04 | Maintenance and Operations Building - Automotive | $13,724 | $13,724 | $0 |
| 05P-519.05 | Maintenance and Operations Building - Above Ground Fuel Storage | $94,892 | $94,892 | $0 |
| 05P-521.04 | Measure J Animal Science Facilities | $399,062 | $399,062 | $0 |
| 05P-522.00 | Animal Science Facilities | $1,912,890 | $1,912,890 | $0 |
| 05P-525.00 | Campus Sheriff Station | $597,936 | $597,936 | $0 |
| 05P-526.01 | Exhibition & Events Center - Phase 1 Stalls | $50,865 | $50,865 | $0 |
| 05P-526.02 | Exhibition & Events Center - Phase 1A | $2,137,737 | $2,137,737 | $0 |

# Pierce College
## Non Active and Non-Pending Sub-Projects

| Completed | | Current Budget | EAC | Funding Variance |
|---|---|---|---|---|
| 05P-526.03 | Exhibition & Events Center - Phase 1B | $2,924,382 | $2,924,382 | $0 |
| 05P-526.06 | Exhibition & Events Center - Phase 1B - Fence Relocation | $2,028,542 | $2,028,542 | $0 |
| 05P-527.01 | P.E. Facilities - General | $21,921,139 | $21,921,139 | $0 |
| 05P-527.02 | P.E. Facilities - Football/Soccer Scoreboard | $127,086 | $127,086 | $0 |
| 05P-527.03 | P.E. Facilities - Pool Piping and Deck | $900,488 | $900,488 | $0 |
| 05P-528.00 | Student Services Building | $23,255,479 | $23,255,479 | $0 |
| 05P-529.00 | Old Book Store Renovation | $3,123,668 | $3,123,668 | $0 |
| 05P-530.01 | Campus Center (Existing) - General | $2,574,635 | $2,574,635 | $0 |
| 05P-531.01 | New Library Project - General | $88,882 | $88,882 | $0 |
| 05P-535.01 | SLE - College Services (CSB) Building Mailroom Relocation | $1,364,504 | $1,364,504 | $0 |
| 05P-535.02 | SLE - North of Mall - Classroom Modernization/Technology/Low Voltage | $11,792,442 | $11,792,442 | $0 |
| 05P-535.04 | SLE - Student Community Center Great Hall Acoustics | $116,011 | $116,011 | $0 |
| 05P-535.05 | Earth Sciences Building Renovation | $8,734,906 | $8,734,906 | $0 |
| 05P-535.06 | SLE Temporary CDC Reuse | $1,171,897 | $1,171,897 | $0 |
| 05P-535.07 | SLE Faculty Center/Campus Center | $4,706,555 | $4,706,555 | $0 |
| 05P-535.08 | SLE - Faculty Office Replastering | $611,277 | $611,277 | $0 |
| 05P-535.09 | SLE- Campus Wide Improvements | $126,081 | $126,081 | $0 |
| 05P-535.11 | Campus-wide Security Upgrade | $0 | $0 | $0 |
| 05P-537.00 | Stadium ADA Improvements | $14,978,506 | $14,978,506 | $0 |
| 05P-540.00 | New Maintenance and Operations Facility | $16,857,712 | $16,857,712 | $0 |
| 05P-541.00 | Library/Learning Crossroads Building | $49,513,579 | $49,513,579 | $0 |
| 05P-542.00 | Sustainable Landscape and Campus Accessibility Compliance | $326,901 | $326,901 | $0 |
| 05P-542.05 | SMP - Irrigation Systems Replacement/Lot 5 | $561,168 | $561,168 | $0 |
| 05P-542.06 | SLE - North of Mall - ADA/Landscaping | $13,315,814 | $13,315,814 | $0 |
| 05P-543.00 | Parking Lots and Roadways | $107,494 | $107,494 | $0 |
| 05P-543.06 | RWGPL - Horticulture Intersection at Brahma Drive | $566,857 | $566,857 | $0 |
| 05P-543.07 | PLRW - Lot 6 West | $3,079,724 | $3,079,724 | $0 |
| 05P-544.02 | Fire Alarm Panel Update | $121,502 | $121,502 | $0 |
| 05P-544.03 | Photovoltaic Arrays for Parking Lots 1 & 8 | $12,643,236 | $12,643,236 | $0 |
| 05P-544.04 | Campus-wide Telecommunications Upgrade (VoIP) | $2,695,615 | $2,695,615 | $0 |
| 05P-573.01 | RWGPL - Brahma Drive | $2,123,157 | $2,123,157 | $0 |
| 05P-573.02 | Campus-Wide Improvements - Parking Lot 7 | $3,503,193 | $3,503,193 | $0 |
| 05P-573.04 | RWGPL - West Parking Lot | $9,697 | $9,697 | $0 |
| 05P-573.05 | RWGPL - East Parking Lot @ Exhibition / Ag Science | $2,814,563 | $2,814,563 | $0 |
| 05P-573.06 | RWGPL - Parking Lot 1 | $2,896,051 | $2,896,051 | $0 |
| 05P-573.08 | RWGPL - Entrance Improvements | $88,470 | $88,470 | $0 |
| 05P-573.09 | Landscape and Site Master Plan | $9,876,817 | $9,876,817 | $0 |
| 05P-573.11 | RWGPL - Increase Parking Capacity | $4,186 | $4,186 | $0 |
| 05P-573.12 | Early Release Package - El Rancho Road | $1,773,960 | $1,773,960 | $0 |
| 05P-573.13 | RWGPL - Botanical Garden | $271,365 | $271,365 | $0 |
| 05P-576.01 | Demolition of Temporary Facilities | $83,091 | $83,091 | $0 |
| 05P-576.02 | Demolition of 20 Temporary Structures | $414,303 | $414,303 | $0 |
| 05P-576.03 | Demolition of Existing soils Labs | $42,613 | $42,613 | $0 |
| 05P-577.01 | Temporary Facilities - Relocation, Acquisition (Village) | $8,898,016 | $8,898,016 | $0 |

# Pierce College
## Non Active and Non-Pending Sub-Projects

| Completed | | Current Budget | EAC | Funding Variance |
|---|---|---|---|---|
| 05P-577.02 | Temporary Facilities - SMCI Trailers & Swing Space Utilities | $759,981 | $759,981 | $0 |
| 05P-577.03 | Temporary Facilities - Child Development | $1,276,274 | $1,276,274 | $0 |
| 05P-577.04 | Child Development Center - Modifications | $22,255 | $22,255 | $0 |
| 05P-577.05 | Temporary Village Expansion | $2,886,959 | $2,886,959 | $0 |
| 05P-577.06 | Temporary Village Expansion - Electrical / Low Voltage | $93,192 | $93,192 | $0 |
| 05P-577.07 | Temporary Village Expansion - Partitions | $26,986 | $26,986 | $0 |
| 05P-579.01 | Campus Improvements - Utilities | $23,570,392 | $23,570,392 | $0 |
| 05P-579.05 | Campus-Wide Improvements - Central Plant | $8,290,168 | $8,290,168 | $0 |
| 05P-579.06 | Campus Improvements - Utilities Early Release Package | $9,458,515 | $9,458,515 | $0 |
| 05P-588.02 | FHWA-Brahma Drive | $18,269 | $18,269 | $0 |
| 05P-588.03 | FTA Bus Rapid Transit Extension & Winnetka / Mason DeSoto Entrance | $2,256,031 | $2,256,031 | $0 |
| 05P-588.05 | SMP - Underground Piping Replacement | $378,955 | $378,955 | $0 |
| 05P-588.08 | SMP - Remove & Replace Transit Pipes | $399,318 | $399,318 | $0 |
| | | **$462,247,740** | **$462,247,740** | **$0** |

| Support Services | | Current Budget | EAC | Funding Variance |
|---|---|---|---|---|
| 05P-556.01 | DW-SCANNING & CODING | $550 | $550 | $0 |
| 05P-589.00 | Campus Program Management - Asset Assessment and Move manage | $718,583 | $718,583 | $0 |
| 05P-590.00 | Campus Program Management | $14,579,332 | $14,579,332 | $0 |
| 05P-590.EERB | PIERCE Energy Efficiency Revenue Bond | $2,569,987 | $2,569,987 | $0 |
| 05P-590.OCIP | Pierce - OCIP | $4,593,031 | $4,593,031 | $0 |
| 05P-591.00 | Campus Program Management - Project Management Services | $18,227,022 | $18,227,022 | $0 |
| 05P-592.00 | Campus Program Management - Reimbursibles | $393,202 | $393,202 | $0 |
| 05P-593.00 | Campus Program Management - Legal services | $608,904 | $608,904 | $0 |
| 05P-594.00 | Campus Program Management - Performance/Financial Auditing Servi | $497,254 | $497,254 | $0 |
| 05P-595.00 | Campus Program Management - Other Consulting Services | $5,517,832 | $5,517,832 | $0 |
| 05P-596.00 | Campus Program Management - Inspection and Testing | $5,331 | $5,331 | $0 |
| 05P-597.00 | Campus Program Management - Election Costs - Prop A | $69,832 | $69,832 | $0 |
| 05P-599.00 | Campus Program Management - Owner's Reserve | $2,170,819 | $2,170,819 | $0 |
| 05P-5PR.00 | Program Reserve 2017 Release - Pierce | $10,931,023 | $10,931,023 | $0 |
| | | **$60,882,701** | **$60,882,701** | **$0** |

| Land Aquisition | | Current Budget | EAC | Funding Variance |
|---|---|---|---|---|
| 05P-538.01 | Agoura Satellite Center - Land Acquisition | $4,474 | $4,474 | $0 |
| | | **$4,474** | **$4,474** | **$0** |

| Master Plan | | Current Budget | EAC | Funding Variance |
|---|---|---|---|---|
| 05P-544.00 | Infrastructure Expansion Master | $236,976 | $236,976 | $0 |
| 05P-560.01 | Master Planning Phase II | $400,000 | $400,000 | $0 |
| 05P-560.02 | EIR Phase II | $475,000 | $475,000 | $0 |
| 05P-560.03 | Survey Phase II | $125,000 | $125,000 | $0 |
| 05P-570.00 | Master Planning | $521,122 | $521,122 | $0 |
| 05P-579.02 | Campus Improvements - Traffic Mitigation | $71,744 | $71,744 | $0 |
| 05P-579.03 | Campus-Wide Improvements - Aesthetic Architect | $200,870 | $200,870 | $0 |

# Pierce College
## Non Active and Non-Pending Sub-Projects

| Master Plan | | Current Budget | EAC | Funding Variance |
|---|---|---|---|---|
| 05P-580.00 | Master Planning - Site Survey and Infrastructure Study | $406,027 | $406,027 | $0 |
| 05P-581.00 | Master Planning - Environmental Impact Report (EIR) | $890,848 | $890,848 | $0 |
| 05P-582.00 | Master Planning - Campus-Wide Geotechnical Services | $127,926 | $127,926 | $0 |
| | | **$3,455,513** | **$3,455,513** | **$0** |

| Procurement | | Current Budget | EAC | Funding Variance |
|---|---|---|---|---|
| 05P-554.01 | Waterless urinals | $67,506 | $67,506 | $0 |
| 05P-554.02 | Video Conference - Construction | $0 | $0 | $0 |
| 05P-555.02 | Bulk Purchase - Power tools | $103 | $103 | $0 |
| 05P-555.03 | Bulk Purchase - ATHLET/FIT EQUIPMENT | $4 | $4 | $0 |
| 05P-555.04 | Bulk Purchase - Musical Instruments | $427 | $427 | $0 |
| 05P-555.05 | Video Conference Equipment | $0 | $0 | $0 |
| 05P-555.06 | Bulk Purchase - CHILD DEV CTR F&E | $16 | $16 | $0 |
| | | **$68,056** | **$68,056** | **$0** |

| Miscellaneous | | Current Budget | EAC | Funding Variance |
|---|---|---|---|---|
| 05P-588.04 | SMP - Repair Hazardous Walkways | $60,853 | $60,853 | $0 |
| 05P-588.06 | SMP - Backflow Device Replacement | $10,704 | $10,704 | $0 |
| 05P-588.07 | SMP - Campus System Clock Replacement | $25,999 | $25,999 | $0 |
| | | **$97,556** | **$97,556** | **$0** |

# Pierce College
Exhibit C

## Exhibit C
## Pierce College
## Budget Transfer Log (2014 thru 2017 Rebaseline)

# Pierce College
## Sub-Project/Building Level Budget Transfer Log (2014 thru 2017 Rebaseline)

| Proj Ref | Project/Building Name | Established Budget | Current Budget | Variance | Approved Date |
|---|---|---|---|---|---|
| 05P-521.00 | Horticulture Building | $74,049 | $74,049 | | 01/01/2014 |
| 05P-521.03 | Horticulture Facility | $7,752,850 | $7,752,850 | | 01/01/2014 |
| | | | $9,274,014 | $1,521,164 | 05/17/2016 |
| | | | $8,447,328 | $(826,686) | 01/26/2017 |
| 05P-527.04 | P.E. Facilities - Improvements | $1,063,000 | $1,063,000 | | 01/01/2014 |
| | | | $2,257,643 | $1,194,642 | 08/16/2016 |
| | | | $2,020,438 | $(237,204) | 01/26/2017 |
| 05P-533.00 | Digital Arts and Media Building | $32,950,719 | $32,950,719 | | 01/01/2014 |
| | | | $1,650,311 | $(31,300,408) | 10/17/2016 |
| 05P-533.02 | Multi-Purpose Academic and Workforce Education Building | $63,500,000 | $63,500,000 | | 01/01/2014 |
| 05P-534.00 | Agricultural Education Center | $4,773,253 | $4,773,253 | | 01/01/2014 |
| | | | $9,385,316 | $4,612,063 | 01/26/2017 |
| 05P-535.03 | SLE - South of Mall - Classroom Modernization/Technology/Low | $9,110,385 | $9,110,385 | | 01/01/2014 |
| | | | $9,617,509 | $507,123 | 02/01/2015 |
| | | | $15,201,009 | $5,583,500 | 07/08/2016 |
| | | | $17,901,009 | $2,700,000 | 01/26/2017 |
| 05P-535.10 | SLE - Center for the Sciences Technology Upgrades | $2,931,727 | $2,931,727 | | 01/01/2014 |
| | | | $2,933,566 | $1,838 | 02/01/2015 |
| | | | $3,751,021 | $817,455 | 09/26/2016 |
| | | | $3,967,693 | $216,671 | 01/26/2017 |
| 05P-536.00 | Expanded Automotive and New Technical Education Facilities | $27,330,750 | $27,330,750 | | 01/01/2014 |
| | | | $36,366,599 | $9,035,849 | 06/20/2016 |
| | | | $37,170,120 | $803,520 | 01/26/2017 |
| 05P-542.02 | Landscaping - Park, Access Road, DeSoto and Mason Entrance | $5,944,389 | $5,944,389 | | 01/01/2014 |
| | | | $35,563 | $(5,908,825) | 05/23/2016 |
| | | | $6,073,920 | $6,038,356 | 01/26/2017 |
| 05P-542.03 | Landscape Masterplan at Botanical Garden | $9,000,000 | $9,000,000 | | 01/01/2014 |

# Pierce College
## Sub-Project/Building Level Budget Transfer Log (2014 thru 2017 Rebaseline)

| Proj Ref | Project/Building Name | Established Budget | Current Budget | Variance | Approved Date |
|---|---|---|---|---|---|
| 05P-542.04 | Temporary Village Restoration | $2,500,000 | $2,500,000 | | 01/01/2014 |
| 05P-542.07 | SLE - South of Mall - ADA/Landscaping | $2,377,927 | $2,377,927 | | 01/01/2014 |
| | | | $966,087 | $(1,411,840) | 07/08/2016 |
| | | | $1,266,087 | $300,000 | 01/26/2017 |
| 05P-543.01 | Lot 5 & 6 East | $4,951,296 | $4,951,296 | | 01/01/2014 |
| | | | $78,263 | $(4,873,033) | 05/23/2016 |
| | | | $75,678 | $(2,585) | 01/26/2017 |
| 05P-543.02 | Parking Lots and Roadways - Anthropology/Geography | $2,531,338 | $2,531,338 | | 01/01/2014 |
| | | | $3,136,947 | $605,609 | 06/14/2016 |
| | | | $2,976,383 | $(160,564) | 01/26/2017 |
| 05P-543.03 | Mason Reroute | $3,688,255 | $3,688,255 | | 01/01/2014 |
| | | | $5,674,516 | $1,986,260 | 06/20/2016 |
| | | | $5,664,220 | $(10,295) | 01/26/2017 |
| 05P-543.04 | Village Road | $2,831,342 | $2,831,342 | | 01/01/2014 |
| | | | $7,965 | $(2,823,376) | 05/23/2016 |
| | | | $5,731 | $(2,234) | 01/26/2017 |
| 05P-544.01 | Infrastructure - Campus-Wide Utilities Extensions | $2,519,891 | $2,519,891 | | 01/01/2014 |
| | | | $820,835 | $(1,699,055) | 05/19/2016 |
| | | | $2,820,835 | $2,000,000 | 01/26/2017 |
| 05P-544.05 | Central Plant Expansion - West Central Plant | $6,300,791 | $6,300,791 | | 01/01/2014 |
| | | | $7,399,175 | $1,098,384 | 05/27/2016 |
| | | | $6,865,673 | $(533,502) | 01/26/2017 |
| 05P-575.00 | Restrooms Renovations Campus | $414,729 | $414,729 | | 01/01/2014 |
| | | | $969,970 | $555,241 | 07/06/2016 |
| | | | $263,455 | $(706,515) | 01/26/2017 |

# Los Angeles Southwest College
## College Building Program Overview

Los Angeles Southwest College's service area consists of 45 square miles that includes parts of the City of Los Angeles and unincorporated sections of Los Angeles County (2nd Supervisorial District), as well as portions of Gardena, Hawthorne, and Inglewood. For almost 50 years, Southwest College has focused its resources on empowering a diverse student population to help achieve their academic and career goals.

Thanks to the BuildLACCD program, LASC has experienced a dramatic transformation. New facilities include a comprehensive child development center, bookstore, stadium and field house. One of the newest buildings on campus is the School of Career Technical Education building, home of the School of Business as well as the Workforce Development and Corporate Relations Offices, a new Career Resource Center, a new Environmental and Technology Science Program, a Student Success Center and shared support space functions. The LASC Campus is also home to one the most modern and robust theatres in the area. The Cox Building upgrades include modernized theatre seating, stage, lighting and sound controls and new office space to expand creative capacity of students pursing an arts and performance career. This project includes connection of the heating, ventilation, and air conditioning systems to the LASC Energy Central Plant. The completed 9,000 square feet. annex to the Cox Building serves as a replacement for the central administrative facilities. Additionally, the facility houses the office of the President, Vice-Presidents, administrative services, institutional effectiveness including institutional research, resource development, media communications and offices for IT. This project also includes a new passenger elevator and new mechanical shafts that act as a vertical link between the administration annex and all 5 levels of the existing Cox building. The 27,000 square feet. School of Science Groundbreaking Ceremony was held on February 28, 2018 and the targeted Occupancy Date for School of Science is September 9, 2019.

**COLLEGE PROGRESS SUMMARY (January 2019)**

| Sub Project Number | Sub Project Title | % Complete | Academic Occupancy Date | Progress Summary |
|---|---|---|---|---|
| 06S-618.01 | School of Science | 52.00% | 12/04/2019 | Construction in progress. |
| 06S-602.00 | Student Union | 0.00% | 02/27/2023 | Programming is underway. |

# Los Angeles Southwest College
# College Funding and Overall Budget

The $463M budgeted to the Campus is comprised of bonds funds under Proposition A, Proposition AA, and Measure J/CC, and State Contribution consisting of Capital Outlay, Scheduled Maintenance Projects (SMP), grants and other.

## PROGRAM FUNDING

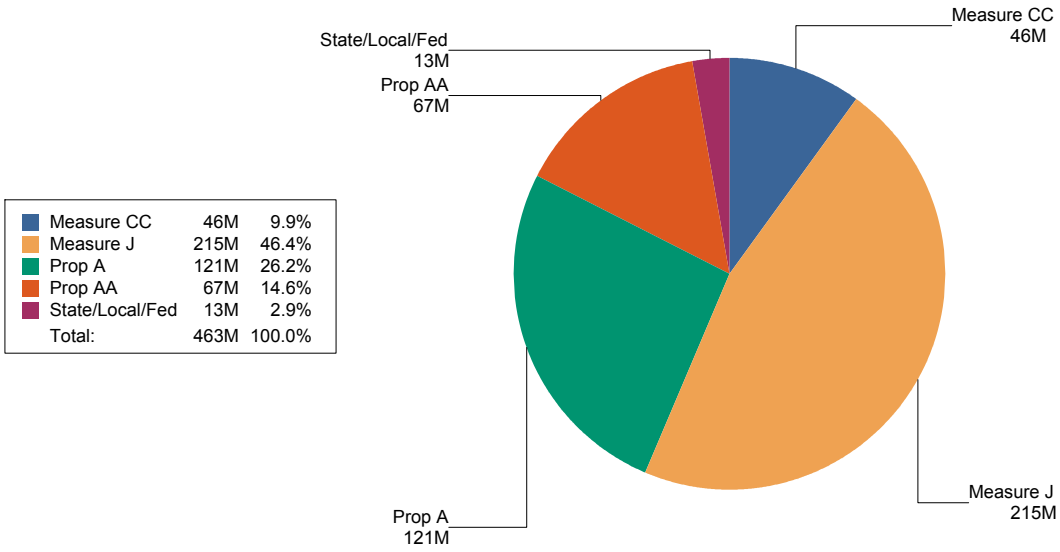


## COLLEGE BUDGET

| Cost Type "Bucket" | [a] Current Budget | [b] Contracted | [c] Expended | [d] Estimate at Completion | [e]=[a]-[d] Budget Variance |
|---|---|---|---|---|---|
| Furniture, Fixtures & Equipment | $17,685,572 | $16,065,361 | $16,056,031 | $17,685,572 | $0 |
| Owner's Reserve | $20,202 | $0 | $0 | $20,202 | $0 |
| Program & Project Management | $45,695,942 | $41,333,665 | $41,079,369 | $45,695,942 | $0 |
| Asset, Move, Legal/Audit & Specialty | $10,803,594 | $8,850,002 | $8,850,002 | $10,803,594 | $0 |
| Construction | $338,502,260 | $285,245,580 | $275,007,932 | $338,502,260 | $0 |
| Land Acquisition | $1,428,194 | $1,428,194 | $1,428,194 | $1,428,194 | $0 |
| Programming & Design | $48,922,199 | $44,998,144 | $44,052,250 | $48,922,199 | $0 |
| Total Budget | $463,057,962 | $397,920,944 | $386,473,776 | $463,057,962 | $0 |

# Los Angeles Southwest College
## Sub-Project List

**SUB-PROJECTS**

| Sub-Project ID | Project/Building Name | Status | [a] Current Budget | [b] Estimate at Completion | [c]=[a]-[b] Budget Variance | Academic Occupancy Date |
|---|---|---|---|---|---|---|
| 06S-602.00 | Student Union | In Pre-Programming | $37,561,875 | $37,561,875 | $0 | 02/27/2023 |
| 06S-618.01 | School of Science | In Construction | $44,817,605 | $44,817,605 | $0 | 12/04/2019 |
| 06S-623.01 | Central Plant Improvements | At DSA | $4,480,293 | $4,480,293 | $0 | 04/10/2020 |
| 06S-679.10 | Campus Wide Utilities Improvements | In Design | $10,178,187 | $10,178,187 | $0 | 04/08/2021 |
| | **Total Active Subprojects** | | **$97,037,960** | **$97,037,960** | **$0** | |
| 06S-632.00 | School of Arts and Humanities | Deferred | $5,586,600 | $5,586,600 | $0 | |
| 06S-662.00 | Campus Wide Security Upgrades | Future | $385,460 | $385,460 | $0 | |
| | **Total Pending Subprojects** | | **$5,972,060** | **$5,972,060** | **$0** | |
| Cancelled* | | | $2,468,026 | $2,468,026 | $0 | |
| Completed* | | | $310,518,886 | $310,518,886 | $0 | |
| Land Aquisition | | | $1,902,283 | $1,902,283 | $0 | |
| Master Plan | | | $2,634,520 | $2,634,520 | $0 | |
| Miscellaneous | | | $6,915,273 | $6,915,273 | $0 | |
| Procurement | | | $48,706 | $48,706 | $0 | |
| Support Services | | | $35,560,248 | $35,560,248 | $0 | |
| | **All Remaining Subprojects** | | **$360,047,941** | **$360,047,941** | **$0** | |
| **Total Los Angeles Southwest College Subprojects** | | | **$463,057,962** | **$463,057,962** | **$0** | |

*Completed and Cancelled Sub-Projects are Reference Exhibit B.

# Los Angeles Southwest College
# Sub-Project/Building Level Detail

## 06S-602.00 - Student Union

### SUB-PROJECT PROFILE

***OVERALL STATUS: In Pre-Programming***

DESCRIPTION: "Design and construction of the New Student Union building at Los Angeles Southwest College (LASC). Student Union building will provide space for services to support educational, cultural, social, recreational, and leadership programs to the academic experience. The proposed
Student Union building is intended to become the heart of campus life and will include the following:
1. Food Service Kitchen with seating area
2. Conference Center (for approximately 500 people)
3. Break out spaces adjacent to the Conference Center
4. Student Lounge
5. Game Room
6. Open Computer Lab for student use
7. Offices for Student Government (ASO)"

| DESIGN START | NTP CONSTRUCTION | SUBSTANTIAL COMPLETION | ACADEMIC OCCUPANCY |
|---|---|---|---|
| 10/10/2019 | 05/13/2021 | 01/02/2023 | 02/27/2023 |

### SUB-PROJECT COST BREAKDOWN

| Cost Type "Bucket" | [a] Current Budget | [b] Contracted | [c] Expended | [d] Estimate at Completion | [e]=[a]-[d] Budget Variance |
|---|---|---|---|---|---|
| Asset, Move, Legal/Audit & Specialty | $1,502,475 | $0 | $0 | $1,502,475 | $0 |
| Construction | $31,551,975 | $0 | $0 | $31,551,975 | $0 |
| Program & Project Management | $1,502,475 | $0 | $0 | $1,502,475 | $0 |
| Programming & Design | $3,004,950 | $670,296 | $0 | $3,004,950 | $0 |
| Total Budget | $37,561,875 | $670,296 | $0 | $37,561,875 | $0 |

**Current Budget By Cost Type**

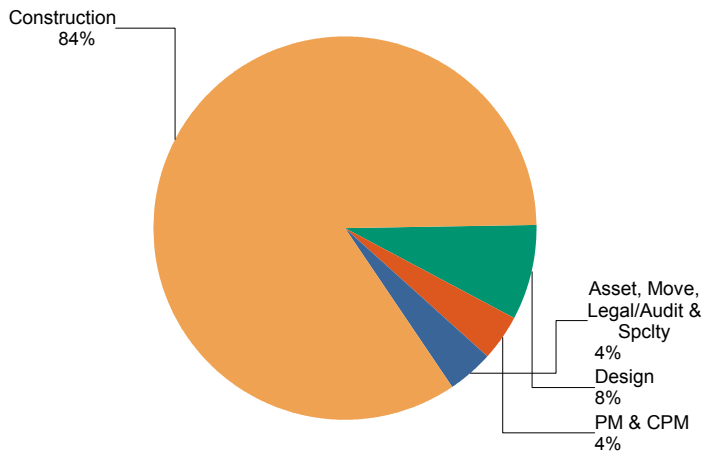


**Funding Source(s)**

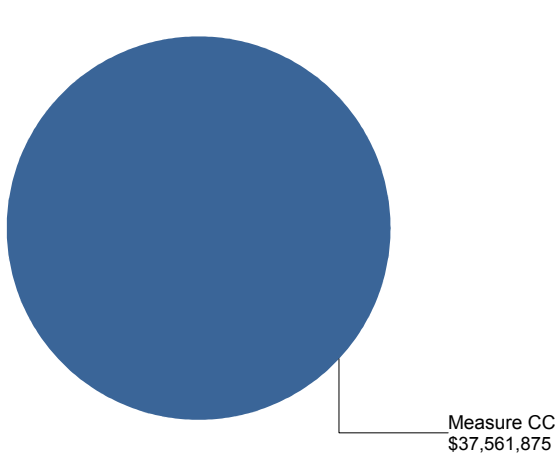

# Los Angeles Southwest College
# Sub-Project/Building Level Detail

## 06S-618.01 - School of Science

### SUB-PROJECT PROFILE

***OVERALL STATUS: In Construction***

DESCRIPTION: Complete the design and construction of a new 27,000 S.F. 2-story School of Science building. This particular building is a steel-braced structure with exterior plaster finish over steel studs and Class "A" cool roof. Project includes 2 exterior stairs and 1 hydraulic elevator. Program includes Physiology, Anatomy, Biotech, Biology, Microbiology, Geography, Geology & Chemistry lecture laboratories, roof-top observation deck for Astronomy, faculty offices and restrooms.

SS-6/30/2017: Remove DSA Cert date 03-113672; 1/16/2015: Bldg was demo'd; DB contract issued to Harper, 33948 (3/2016).

| DESIGN START | NTP CONSTRUCTION | SUBSTANTIAL COMPLETION | ACADEMIC OCCUPANCY |
|---|---|---|---|
| 04/04/2016 | 02/07/2018 | 07/31/2019 | 12/04/2019 |

### SUB-PROJECT COST BREAKDOWN

| Cost Type "Bucket" | [a] Current Budget | [b] Contracted | [c] Expended | [d] Estimate at Completion | [e]=[a]-[d] Budget Variance |
|---|---|---|---|---|---|
| Asset, Move, Legal/Audit & Specialty | $382,796 | $360,494 | $360,494 | $382,796 | $0 |
| Construction | $30,670,657 | $28,638,515 | $19,578,891 | $30,670,657 | $0 |
| Furniture, Fixtures & Equipment | $1,687,445 | $157,552 | $157,552 | $1,687,445 | $0 |
| Program & Project Management | $4,993,677 | $2,956,679 | $2,956,679 | $4,993,677 | $0 |
| Programming & Design | $7,083,030 | $6,655,004 | $6,654,992 | $7,083,030 | $0 |
| Total Budget | $44,817,605 | $38,768,244 | $29,708,608 | $44,817,605 | $0 |

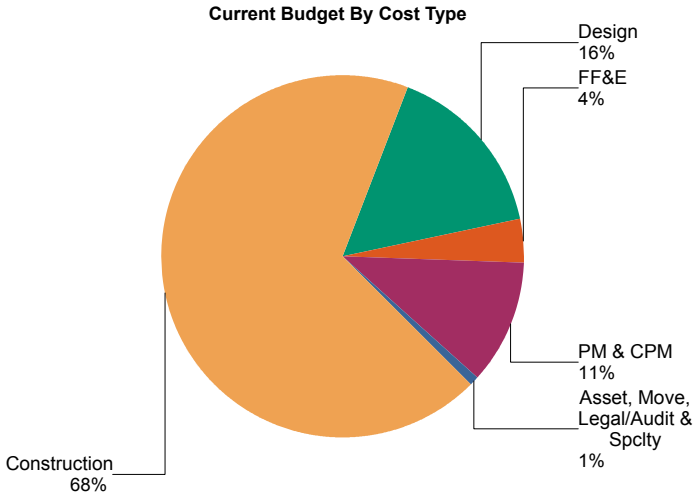


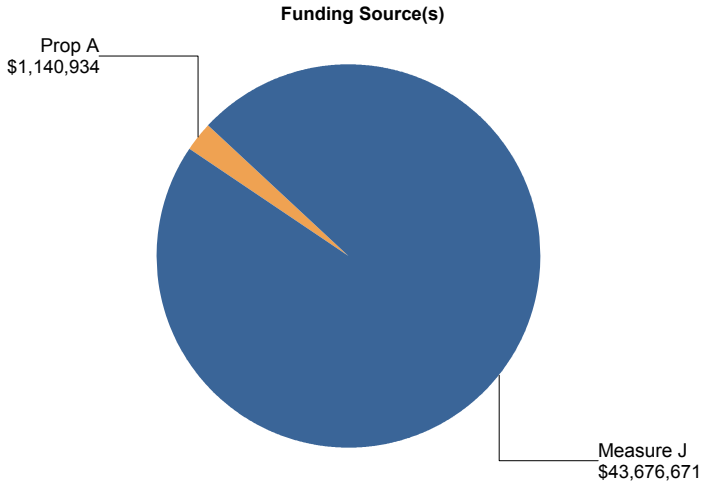

# Los Angeles Southwest College
# Sub-Project/Building Level Detail

## 06S-623.01 - Central Plant Improvements

### SUB-PROJECT PROFILE

***OVERALL STATUS: At DSA***

DESCRIPTION:

Currently, due to the condenser water system deficiencies discovered during commissioning, only one chiller can be operated in ice
making mode and therefore the original design intent of the central plant cannot be achieved. The Southwest College Central Plant
will only have one operational chiller and will continue to have system deficiencies in the condenser water system. Moreover, it
would not be able to take the load of the campus requirement during peak times.

This project scope is to conduct an investigative study to address the deficiencies of the condenser water system discovered during commissioning. Review and validate the original design including but not limited to - All equipment selection, Piping Design, Piping installation & Cooling Towers installation. Redesign the condenser water system in its entirety to address the concerns and deficiencies identified in the 2016 Commissioning report (attached) in order to provide the College with a fully functional condenser water system operating and performing per the criteria and design parameters documented in the Mechanical Design drawings issued by the original design builder, Chevron. The cooling towers, as documented in the commissioning report are not performing in accordance with their design/selection parameters.

| DESIGN START | NTP CONSTRUCTION | SUBSTANTIAL COMPLETION | ACADEMIC OCCUPANCY |
|---|---|---|---|
| 10/02/2017 | 08/31/2019 | 03/14/2020 | 04/10/2020 |

### SUB-PROJECT COST BREAKDOWN

| Cost Type "Bucket" | [a] Current Budget | [b] Contracted | [c] Expended | [d] Estimate at Completion | [e]=[a]-[d] Budget Variance |
|---|---|---|---|---|---|
| Asset, Move, Legal/Audit & Specialty | $62,652 | $0 | $0 | $62,652 | $0 |
| Construction | $3,739,151 | $0 | $0 | $3,739,151 | $0 |
| Program & Project Management | $253,601 | $25,380 | $25,380 | $253,601 | $0 |
| Programming & Design | $424,889 | $396,400 | $291,584 | $424,889 | $0 |
| Total Budget | $4,480,293 | $421,780 | $316,964 | $4,480,293 | $0 |

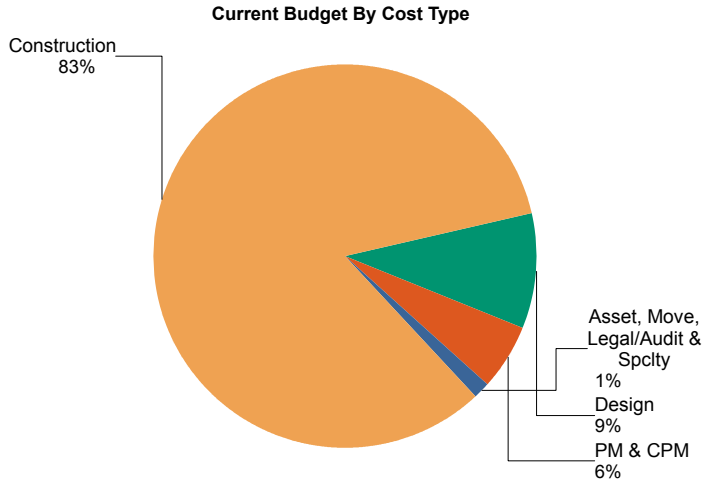


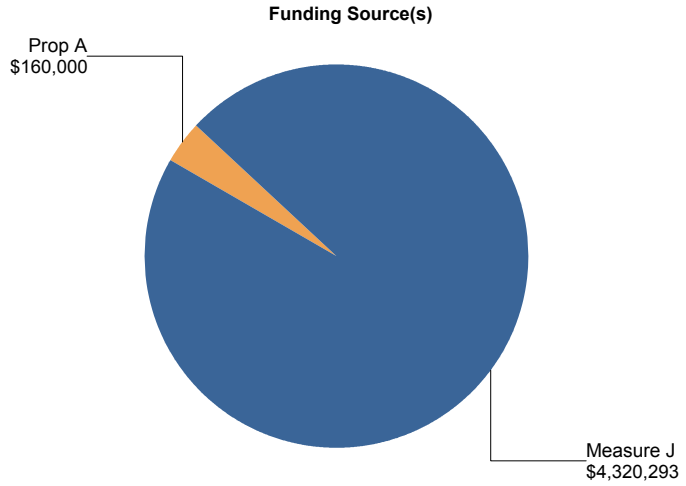

# Los Angeles Southwest College
# Sub-Project/Building Level Detail

## 06S-679.10 - Campus Wide Utilities Improvements

### SUB-PROJECT PROFILE

***OVERALL STATUS: In Design***

DESCRIPTION: Conduct a comprehensive investigation, design and complete several campus wide utilities improvements at Los Angeles Southwest College. The proposed project scope includes but not limited to:

- Complete the conversion of irrigation lines to purple and tie-in to reclaimed water system
- Complete the loop in the potable water line
- Install water filtration system
- Implement turf reduction/replacement program
- Install drought tolerant landscaping cultivating native and climate adapted plant materials
- Explore adding trees as a natural and affective way to increase shade and lower ambient temperatures
- Develop pedestrian friendly hardscape that reduces heat island affect and increases permeability
- Campus wide rehabilitation of existing sewer system, especially aging, disintegrating, corroding and sagging main sewer pipes

The project detailed scope of work will be defined during the comprehensive investigation and design stages.

| DESIGN START | NTP CONSTRUCTION | SUBSTANTIAL COMPLETION | ACADEMIC OCCUPANCY |
|---|---|---|---|
| 07/01/2018 | 07/27/2020 | 03/11/2021 | 04/08/2021 |

### SUB-PROJECT COST BREAKDOWN

| Cost Type "Bucket" | [a] Current Budget | [b] Contracted | [c] Expended | [d] Estimate at Completion | [e]=[a]-[d] Budget Variance |
|---|---|---|---|---|---|
| Asset, Move, Legal/Audit & Specialty | $71,747 | $0 | $0 | $71,747 | $0 |
| Construction | $8,879,392 | $0 | $0 | $8,879,392 | $0 |
| Program & Project Management | $576,124 | $0 | $0 | $576,124 | $0 |
| Programming & Design | $650,924 | $235,719 | $66,496 | $650,924 | $0 |
| Total Budget | $10,178,187 | $235,719 | $66,496 | $10,178,187 | $0 |

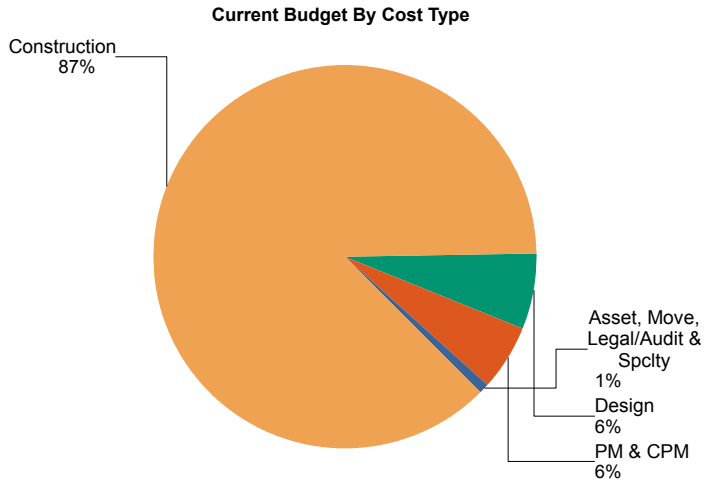


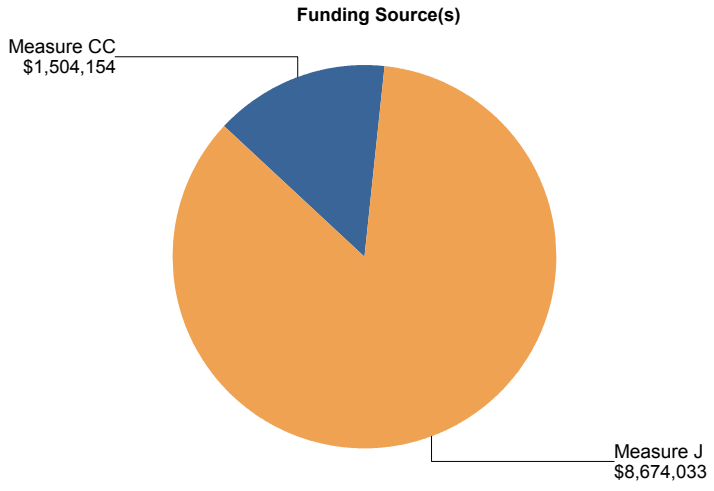

# Los Angeles Southwest College
Exhibit A

## Exhibit A
## Los Angeles Southwest College
## Budget Transfer Log

# Los Angeles Southwest College
## Sub-Project/Building Level Budget Transfer Log

| Proj Ref | Project/Building Name | Established Budget | Current Budget | Variance | Approved Date |
|---|---|---|---|---|---|
| 06S-602.00 | Student Union | $37,561,875 | $37,561,875 | | 01/31/2017 |
| 06S-618.01 | School of Science | $44,817,605 | $44,817,605 | | 01/31/2017 |
| 06S-623.01 | Central Plant Improvements | $0 | $0 | | 01/31/2017 |
| | | | $160,000 | $160,000 | 05/26/2017 |
| | | | $4,480,293 | $4,320,293 | 04/10/2018 |
| 06S-632.00 | School of Arts and Humanities | $5,586,600 | $5,586,600 | | 01/31/2017 |
| 06S-662.00 | Campus Wide Security Upgrades | $997,326 | $997,326 | | 01/31/2017 |
| | | | $385,460 | $(611,866) | 11/08/2018 |
| 06S-679.10 | Campus Wide Utilities Improvements | $1,504,154 | $1,504,154 | | 01/31/2017 |
| | | | $10,178,187 | $8,674,032 | 05/08/2018 |

Budget transfers performed to reflect campus project re-prioritization of the strategic execution plan.

# Los Angeles Southwest College
Exhibit B

## Exhibit B
## Los Angeles Southwest College
## Non-Active and Non-Pending Subprojects

# Los Angeles Southwest College
## Non Active and Non-Pending Sub-Projects

| Cancelled | | Current Budget | EAC | Funding Variance |
|---|---|---|---|---|
| 06S-607.07 | Cox Building - Modernization | $1,152,943 | $1,152,943 | $0 |
| 06S-608.01 | PE Gym, Pool, Bleachers | $212,654 | $212,654 | $0 |
| 06S-609.00 | PE Gym | $39,499 | $39,499 | $0 |
| 06S-610.00 | PE Fields and Courts | $306,393 | $306,393 | $0 |
| 06S-614.01 | HAVC Upgrades | $514,457 | $514,457 | $0 |
| 06S-633.00 | Health Academy Building | $0 | $0 | $0 |
| 06S-661.00 | Swimming Pool Covering | $69,947 | $69,947 | $0 |
| 06S-662.03 | Child Development Center Security Upgrade - Phase 2 | $6,627 | $6,627 | $0 |
| 06S-663.03 | Campus-Wide Reclaimed Water | $45,109 | $45,109 | $0 |
| 06S-669.00 | Campus Hardscape & Landscape Improvements and Fire Access | $118,462 | $118,462 | $0 |
| 06S-684.01 | Renewable Energy - Carport | $1,934 | $1,934 | $0 |
| | | **$2,468,026** | **$2,468,026** | **$0** |

| Completed | | Current Budget | EAC | Funding Variance |
|---|---|---|---|---|
| 06S-601.01 | Student Services, Education Center | $15,546,309 | $15,546,309 | $0 |
| 06S-601.02 | Student Services Building Roof Screenwall | $126,688 | $126,688 | $0 |
| 06S-601.03 | SSEC Fire Alarm & Fire Sprinkler | $128,551 | $128,551 | $0 |
| 06S-601.04 | HVAC & Classroom Upgrades | $5,914,657 | $5,914,657 | $0 |
| 06S-606.00 | Student Services Activities Center | $806,916 | $806,916 | $0 |
| 06S-606.02 | Student Services Activities Cluster B | $22,917 | $22,917 | $0 |
| 06S-607.01 | Cox Building - Basement | $45,608 | $45,608 | $0 |
| 06S-607.02 | Cox Building - Third Floor | $16,000 | $16,000 | $0 |
| 06S-607.03 | Cox Building - Fourth Floor | $47,009 | $47,009 | $0 |
| 06S-607.04 | Cox Building - Little Theater | $93,979 | $93,979 | $0 |
| 06S-607.05 | Cox Building - Fire Alarm Replacement | $47 | $47 | $0 |
| 06S-607.06 | Cox Building - Student Lounge Conversion | $593 | $593 | $0 |
| 06S-607.08 | Cox Building - Elevator Modernization | $954,617 | $954,617 | $0 |
| 06S-607.09 | Cox Building - Little Theater Upgrade | $18,023,782 | $18,023,782 | $0 |
| 06S-607.10 | Cox Building Upgrade | $42,502,863 | $42,502,863 | $0 |
| 06S-608.02 | PE Gym Acoustic/Sound System | $443,836 | $443,836 | $0 |
| 06S-608.03 | PE Gym Reroofing SMP Project | $30,893 | $30,893 | $0 |
| 06S-611.00 | Stadium Field House | $412,643 | $412,643 | $0 |
| 06S-614.00 | Technical Education Center - Modernization | $6,963,531 | $6,963,531 | $0 |
| 06S-615.03 | Transit Centers | $2,058,699 | $2,058,699 | $0 |
| 06S-616.00 | Child Development Center | $18,968,979 | $18,968,979 | $0 |
| 06S-616.01 | Child Development Center (CDC) SMART Classrooms | $178,424 | $178,424 | $0 |
| 06S-616.03 | CDC Water Softener | $66,488 | $66,488 | $0 |
| 06S-617.00 | Maintenance and Operation Facility | $563,543 | $563,543 | $0 |
| 06S-618.02 | Lecture, Laboratory Building - Door Replacements | $49,764 | $49,764 | $0 |
| 06S-621.00 | Parking Structure / Campus Security Facility | $308,877 | $308,877 | $0 |
| 06S-622.00 | SSAC Bookstore | $2,455,792 | $2,455,792 | $0 |
| 06S-623.00 | Central Plant | $14,480,114 | $14,480,114 | $0 |
| 06S-630.01 | Maintenance and Operation Facility | $12,921,956 | $12,921,956 | $0 |
| 06S-630.02 | Design-Build Parking Structure, West Entry Drive and Parking Lot Facil | $14,082,010 | $14,082,010 | $0 |

# Los Angeles Southwest College
## Non Active and Non-Pending Sub-Projects

| Completed | | Current Budget | EAC | Funding Variance |
|---|---|---|---|---|
| 06S-630.03 | Campus Security Facility | $3,562,102 | $3,562,102 | $0 |
| 06S-630.04 | Campus Corner Sign | $678,262 | $678,262 | $0 |
| 06S-630.05 | Design-Build Athletic Field House, Stadium | $21,462,854 | $21,462,854 | $0 |
| 06S-630.06 | Student Services Activities Center | $25,446,239 | $25,446,239 | $0 |
| 06S-630.07 | Fields & Courts Walking Track | $839,747 | $839,747 | $0 |
| 06S-631.00 | School of Career & Technical Education | $36,829,491 | $36,829,491 | $0 |
| 06S-640.00 | Campus-Wide Improvements - PE Gymnasium Exterior Painting | $29,000 | $29,000 | $0 |
| 06S-641.00 | Campus-Wide Improvements - Cox Building - Exterior Lighting Fixture I | $27,900 | $27,900 | $0 |
| 06S-642.00 | Campus-Wide Improvements - Cox, Lecture Lab & PE Gym Concrete a | $29,400 | $29,400 | $0 |
| 06S-643.00 | Campus-Wide Improvements - Fire Alarm Inspection & Certification | $24,057 | $24,057 | $0 |
| 06S-644.00 | Building Boiler Replacement | $30,000 | $30,000 | $0 |
| 06S-645.00 | Campus-Wide Improvements - Ozone Generators Replacement | $30,000 | $30,000 | $0 |
| 06S-646.00 | Campus-Wide Improvements - Student Services Education Center, Lec | $10,983 | $10,983 | $0 |
| 06S-647.00 | Campus-Wide Improvements - Lecture Lab, Tech Ed, & Cox IT Infrastru | $29,995 | $29,995 | $0 |
| 06S-650.01 | Campus Wide Security Cameras | $30,000 | $30,000 | $0 |
| 06S-650.03 | Campus Wide Security Cameras - Gymnasium | $22,648 | $22,648 | $0 |
| 06S-651.00 | Temporary Parking for Phase 1.1 | $26,250 | $26,250 | $0 |
| 06S-662.01 | Central Plant Security Upgrade | $38,666 | $38,666 | $0 |
| 06S-662.02 | Child Development Center Security Upgrade - Phase 1 | $16,226 | $16,226 | $0 |
| 06S-663.00 | Campus Wide Infrastructure Upgrades | $2,086,679 | $2,086,679 | $0 |
| 06S-663.01 | Cal Trans Pony Wall | $77,521 | $77,521 | $0 |
| 06S-663.02 | Campus-Wide Storm Water Collection System | $815,579 | $815,579 | $0 |
| 06S-663.04 | West Campus - Barrier Removal | $465,065 | $465,065 | $0 |
| 06S-664.00 | Campus Wide Technology Upgrades | $2,521,673 | $2,521,673 | $0 |
| 06S-664.01 | Campus-wide Technology Upgrades - Phase 1 | $19,240 | $19,240 | $0 |
| 06S-667.00 | Fitness and Wellness Center | $17,479,691 | $17,479,691 | $0 |
| 06S-668.00 | Northeast Quadrant Parking Structure | $15,291,479 | $15,291,479 | $0 |
| 06S-673.01 | RWGPL - Northeast Quadrant, Entry Plaza & Parking (#2) | $3,312,378 | $3,312,378 | $0 |
| 06S-673.02 | Northeast Quadrant-Landscape, Lighting, Signage & Palm Court (#3) | $7,544,006 | $7,544,006 | $0 |
| 06S-676.01 | Demolition - Utilities NE Quadrant (#1) | $1,260,985 | $1,260,985 | $0 |
| 06S-676.02 | Demo Bungalows for Interim Parking | $252,017 | $252,017 | $0 |
| 06S-676.03 | Demolition of Bungalows - Interim Parking Ph 1.1 | $286,268 | $286,268 | $0 |
| 06S-676.04 | Demolition of Bungalows - Interim Prkg Ph 1.2 | $140,828 | $140,828 | $0 |
| 06S-676.05 | Demolition of Bungalows - For Design Build | $86,833 | $86,833 | $0 |
| 06S-676.06 | Demolition of Exist CDC Bldgs. A, B, C, D | $69,798 | $69,798 | $0 |
| 06S-679.02 | Northeast Segment of the Campus | $911,910 | $911,910 | $0 |
| 06S-679.03 | Southeast, Southwest and Northwest Segments of the Campus | $9,555 | $9,555 | $0 |
| 06S-679.04 | Campus Drinking Fountains | $300 | $300 | $0 |
| 06S-679.05 | Campus IT and Telephone System | $2,197,370 | $2,197,370 | $0 |
| 06S-679.06 | Site Improvements - Campus-Wide Perimeter Fence | $1,093,181 | $1,093,181 | $0 |
| 06S-679.07 | Fire Alarm Network Upgrade SMP | $202,965 | $202,965 | $0 |
| 06S-679.08 | Site Improvements - Campus East Pump House & Fire Water Upgrade | $7,013,660 | $7,013,660 | $0 |
| | | **$310,518,886** | **$310,518,886** | **$0** |

# Los Angeles Southwest College
## Non Active and Non-Pending Sub-Projects

| Support Services | | Current Budget | EAC | Funding Variance |
|---|---|---|---|---|
| 06S-656.01 | DW-SCANNING & CODING | $336 | $336 | $0 |
| 06S-689.00 | Campus Program Management - Asset Assessment and Move Manage | $1,506,455 | $1,506,455 | $0 |
| 06S-690.00 | Campus Program Management - Program Management Services | $9,492,301 | $9,492,301 | $0 |
| 06S-690.EERB | SOUTHWEST Energy Efficiency Revenue Bond | $1,097,006 | $1,097,006 | $0 |
| 06S-690.OCIP | Southwest - OCIP | $2,901,778 | $2,901,778 | $0 |
| 06S-691.00 | Campus Program Management - Project Management Services | $14,628,166 | $14,628,166 | $0 |
| 06S-692.00 | Campus Program Management - Reimbursables | $269,444 | $269,444 | $0 |
| 06S-693.00 | Campus Program Management - Legal Services | $363,874 | $363,874 | $0 |
| 06S-694.00 | Campus Program Management - Performance/Financial Auditing Servi | $289,350 | $289,350 | $0 |
| 06S-695.00 | Campus Program Management - Other Consulting Services | $4,334,111 | $4,334,111 | $0 |
| 06S-696.00 | Campus Program Management - Inspection and Testing | $1,492 | $1,492 | $0 |
| 06S-697.00 | Campus Program Management - Election Costs - Prop A | $46,695 | $46,695 | $0 |
| 06S-699.00 | Campus Program Management - Owner's Reserve | $20,202 | $20,202 | $0 |
| 06S-6PR.00 | Program Reserve 2017 Release - Southwest | $609,038 | $609,038 | $0 |
| | | **$35,560,248** | **$35,560,248** | **$0** |

| Land Aquisition | | Current Budget | EAC | Funding Variance |
|---|---|---|---|---|
| 06S-678.01 | Land Acquisition | $1,703,836 | $1,703,836 | $0 |
| 06S-678.02 | Demolition Service Station | $166,529 | $166,529 | $0 |
| 06S-678.03 | Sign & Site Improvements | $31,918 | $31,918 | $0 |
| | | **$1,902,283** | **$1,902,283** | **$0** |

| Master Plan | | Current Budget | EAC | Funding Variance |
|---|---|---|---|---|
| 06S-608.00 | PE Gym - Master | $229,070 | $229,070 | $0 |
| 06S-620.02 | SSAC Food Court | $17,849 | $17,849 | $0 |
| 06S-660.01 | Master Planning Phase II | $40,000 | $40,000 | $0 |
| 06S-670.00 | Master Planning Update | $1,197,516 | $1,197,516 | $0 |
| 06S-679.01 | Site Improvements - Develop Architectural Site Standards and Exterior | $246,344 | $246,344 | $0 |
| 06S-680.00 | Master Planning - Site Survey and Infrastructure Studies | $413,718 | $413,718 | $0 |
| 06S-681.00 | Master Planning - Environmental Impact Report (EIR) | $490,023 | $490,023 | $0 |
| | | **$2,634,520** | **$2,634,520** | **$0** |

| Procurement | | Current Budget | EAC | Funding Variance |
|---|---|---|---|---|
| 06S-654.01 | Waterless Urinal | $48,357 | $48,357 | $0 |
| 06S-654.02 | Video Conference - Construction | $0 | $0 | $0 |
| 06S-655.02 | Bulk Purchase - Power tools | $63 | $63 | $0 |
| 06S-655.03 | Bulk Purchase - ATHLET/FIT EQUIPMENT | $3 | $3 | $0 |
| 06S-655.04 | Bulk Purchase - Musical Instruments | $274 | $274 | $0 |
| 06S-655.05 | Video Conference Equipment | $0 | $0 | $0 |
| 06S-655.06 | Bulk Purchase - CHILD DEV CTR F&E | $10 | $10 | $0 |
| | | **$48,706** | **$48,706** | **$0** |

| Miscellaneous | | Current Budget | EAC | Funding Variance |
|---|---|---|---|---|
| 06S-628.01 | Campus Corner Sign Modernization | $782,693 | $782,693 | $0 |

# Los Angeles Southwest College
## Non Active and Non-Pending Sub-Projects

| Miscellaneous | | Current Budget | EAC | Funding Variance |
|---|---|---|---|---|
| 06S-628.02 | Imperial Entrance Marquee Sign | $2,587,040 | $2,587,040 | $0 |
| 06S-628.03 | Western Entrance Marquee Sign | $2,587,040 | $2,587,040 | $0 |
| 06S-628.04 | Campus Wide Wayfinding Signage | $958,500 | $958,500 | $0 |
| | | **$6,915,273** | **$6,915,273** | **$0** |

# Los Angeles Southwest College
Exhibit C

## Exhibit C
## Los Angeles Southwest College
## Budget Transfer Log (2014 thru 2017 Rebaseline)

# Los Angeles Southwest College
## Sub-Project/Building Level Budget Transfer Log (2014 thru 2017 Rebaseline)

| Proj Ref | Project/Building Name | Established Budget | Current Budget | Variance | Approved Date |
|---|---|---|---|---|---|
| 06S-602.00 | Student Union | $37,561,875 | $37,561,875 | | 01/01/2014 |
| 06S-618.01 | School of Science | $43,087,542 | $43,087,542 | | 01/01/2014 |
| | | | $43,950,361 | $862,818 | 09/18/2015 |
| | | | $43,950,361 | $0 | 10/13/2015 |
| | | | $43,949,069 | $(1,291) | 12/23/2015 |
| | | | $44,199,069 | $250,000 | 08/29/2016 |
| | | | $44,817,605 | $618,536 | 01/26/2017 |
| 06S-632.00 | School of Arts and Humanities | $5,586,600 | $5,586,600 | | 01/01/2014 |
| 06S-662.00 | Campus Wide Security Upgrades | $852,011 | $852,011 | | 01/01/2014 |
| | | | $982,465 | $130,454 | 09/18/2015 |
| | | | $997,326 | $14,860 | 01/26/2017 |
| 06S-679.10 | Campus Wide Utilities Improvements | $1,504,154 | $1,504,154 | | 01/01/2014 |

# Los Angeles Trade-Tech College
## College Building Program Overview

Los Angeles Trade-Technical College was founded in 1925 and is the oldest of the nine colleges in the Los Angeles Community College District. LATTC provides high-quality academic, technical and professional educational opportunities in high-demand industries and careers. Enhancing our top-shelf training opportunities will be LATTC's new Culinary Arts Building and Activity Field project; a new Construction Technology Building; a new Transportation Workforce Institute Building; and a new Design and Media Arts Building – all of which will allow us to demolish several 50+ year-old buildings that have outlived their useful lives. LATTC is also planning Miscellaneous Improvement Projects for several existing buildings and for campus-wide electrical and energy management systems; street and plaza improvements on Grand Avenue; Stormwater Collection / Groundwater Injection projects; Solar Energy Photovoltaic projects; ADA / Access Compliance improvement projects; and Security / AV / Technology improvement projects using both Local and State Bond funds.




LATTC is a national leader recognized for organizing our campus into nine Guided Pathways, of which eight are in Career Technical Education. Our reform strategy called Pathways to Academic, Career and Transfer Success (PACTS) embraces innovative curriculum with coordinated support services, designed to provide students with competencies needed to attain college-level proficiency, industry-recognized credentials and careers that provide wages which will support families and communities. We also have developed pathway-named buildings integrating counseling, contextualized curriculum and career navigation into our Pathways. Our PACTS implementation has already led to a doubling of student completions.

LATTC has benefitted from previous voter-approved bond funds allowing us to complete, upgrade or construct many of our campus learning facilities. Among the previously completed projects are: the remodel of our original Administration Building to house our School of Health Sciences and School of Cosmetology; the 24th Street Parking Structure with photovoltaic system and new DWP Sub-station; Child Development Center (CDC) Improvements project; Student Support Center Modernization project; South Campus Administration Services Building and School of Liberal Arts, which are currently creating an environment of innovative learning and student success.

**COLLEGE PROGRESS SUMMARY (January 2019)**

BuildLACCD

# Los Angeles Trade-Tech College
## College Building Program Overview

| Sub Project Number | Sub Project Title | % Complete | Academic Occupancy Date | Progress Summary |
|---|---|---|---|---|
| 07T-709.02 | Art and Culinary Arts Building - Phase 2 | 17.00% | 01/04/2021 | Notice to Proceed (NTP) for construction issued on 10/15/18. Construction in progress. |
| 07T-721.01 | South Campus Athletic Field | 5.00% | 01/04/2021 | Notice to Proceed (NTP) for construction issued on 10/15/18. Construction in progress. |
| 07T-714.02 | Construction Technology Building | 0.00% | 06/12/2023 | In Design, resubmitting to DSA in January, 2019. |
| 07T-714.06 | Construction Technology Yard and Storage Building - Phase II | 75.00% | 02/28/2019 | Notice to Proceed (NTP) for construction issued on 07/9/18. Construction in progress. |
| 07T-773.05 | Grand Avenue Enhancement Phase 1 | 90.00% | 02/28/2019 | Notice to Proceed (NTP) for construction issued on 10/3/17. Construction in progress. |
| 07T-773.06 | Blue Line Station Extension | 95.00% | 02/28/2019 | Notice to Proceed (NTP) for construction issued on 05/9/18. Construction in progress. |
| 07T-772.05 | Upgrade Campus Main Electrical Distribution System | 0.00% | 06/14/2021 | In Design for intended DBB delivery. |
| 07T-726.00 | Miscellaneous Improvements - Mariposa Hall (LRC) | 0.00% | 06/12/2023 | In Programming, currently converting project from DBB delivery to D/B delivery in combination with Storm Water /North Quad and Measure CC Storm Water Projects. |
| 07T-726.01 | Miscellaneous Improvements - Oak Hall (CTE_F) | 0.00% | 06/13/2022 | In Programming, currently converting project from DBB delivery to D/B delivery in combination with Storm Water /North Quad and Measure CC Storm Water Projects. |
| 07T-726.02 | Miscellaneous Improvements - Cedar Hall (EAHSC_K) | 0.00% | 06/12/2023 | In Programming, currently converting project from DBB delivery to D/B delivery in combination with Storm Water /North Quad and Measure CC Storm Water Projects. |
| 07T-726.03 | Miscellaneous Improvements - Cypress Hall (FFA_D) | 0.00% | 02/06/2023 | In Programming, currently converting project from DBB delivery to D/B delivery in combination with Storm Water /North Quad and Measure CC Storm Water Projects. |
| 07T-710.12 | Grand Theater | 0.00% | 01/03/2022 | In Programming, currently converting project from D/B delivery to DBB delivery. |
| 40J-709.01 | Storm Water-North Quad & Grand Ave | 0.00% | 08/30/2022 | In Design, currently converting project from DBB delivery to D/B delivery in combination with Miscellaneous Improvements Projects and Measure CC Storm Water Project. |
| 40J-701.07 | Campus Wide Energy Management Infrastructure and System Improvements | 0.00% | 08/30/2021 | In Design for intended DBB delivery. |
| 40J-702.01 | Trade - Trans and Accessibility Improvements | 100.00% | 05/18/2018 | Construction completed. Punch list work completed. Project close-out is in progress. |

# Los Angeles Trade-Tech College
## College Funding and Overall Budget

Total budget allocation of $763M includes bond funds under Proposition A, Proposition AA, and Measure J/CC and State Contribution consisting of Capital Outlay, Scheduled Maintenance Projects (SMP) and grants. The Liberal Arts Restoration and Modernization and Learning Assistance Center projects are partly funded with State capital outlay funds and some SMP funds are used to supplement bond funds for other miscellaneous renovations.

### PROGRAM FUNDING

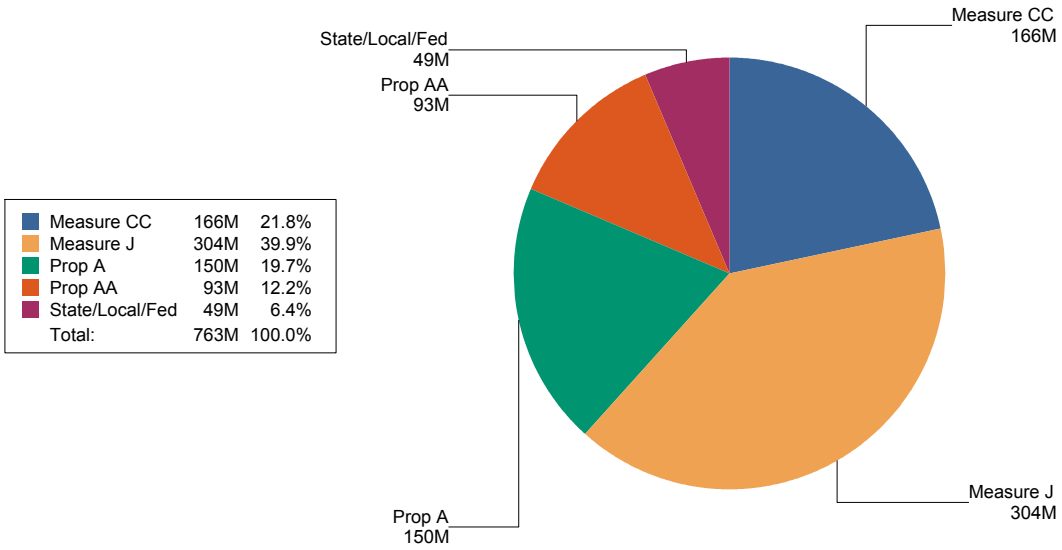


### COLLEGE BUDGET

| Cost Type "Bucket" | [a] Current Budget | [b] Contracted | [c] Expended | [d] Estimate at Completion | [e]=[a]-[d] Budget Variance |
|---|---|---|---|---|---|
| Construction | $538,145,773 | $349,989,559 | $302,991,906 | $537,983,095 | $162,678 |
| Programming & Design | $66,612,894 | $58,673,711 | $56,872,003 | $66,600,300 | $12,594 |
| Owner's Reserve | $2,537,201 | $0 | $0 | $2,537,201 | $0 |
| Land Acquisition | $51,636,512 | $51,636,512 | $51,636,512 | $51,636,512 | $0 |
| Asset, Move, Legal/Audit & Specialty | $9,442,037 | $6,882,351 | $6,843,616 | $9,610,016 | $(167,979) |
| Program & Project Management | $62,193,436 | $49,475,870 | $48,404,117 | $62,193,436 | $0 |
| Furniture, Fixtures & Equipment | $32,337,931 | $20,996,056 | $20,990,076 | $32,345,224 | $(7,293) |
| Total Budget | $762,905,784 | $537,654,058 | $487,738,230 | $762,905,784 | $0 |

# Los Angeles Trade-Tech College
## Sub-Project List

**SUB-PROJECTS**

| Sub-Project ID | Project/Building Name | Status | [a] Current Budget | [b] Estimate at Completion | [c]=[a]-[b] Budget Variance | Academic Occupancy Date |
|---|---|---|---|---|---|---|
| 07T-709.02 | Art and Culinary Arts Building - Phase 2 | In Construction | $67,106,029 | $67,106,029 | $0 | 01/04/2021 |
| 07T-709.06 | Restroom Building | In Construction | $355,500 | $355,500 | $0 | 07/05/2020 |
| 07T-710.12 | Grand Theater | In Pre-Programming | $9,476,288 | $9,476,288 | $0 | 01/03/2022 |
| 07T-714.02 | Construction Technology Building | In Design | $184,204,891 | $184,204,891 | $0 | 06/12/2023 |
| 07T-714.05 | Demolition of Construction Technology Building "B" | In Pre-Programming | $4,733,251 | $4,733,251 | $0 | 11/30/2026 |
| 07T-714.06 | Construction Technology Yard and Storage Building - Phase II | In Construction | $2,788,403 | $2,788,403 | $0 | 02/28/2019 |
| 07T-721.01 | South Campus Athletic Field | In Construction | $2,426,151 | $2,426,151 | $0 | 01/04/2021 |
| 07T-726.00 | Miscellaneous Improvements - Mariposa Hall (LRC) | In DB Procurement | $630,942 | $630,942 | $0 | 06/12/2023 |
| 07T-726.01 | Miscellaneous Improvements - Oak Hall (CTE_F) | In DB Procurement | $21,644,200 | $21,644,200 | $0 | 06/13/2022 |
| 07T-726.02 | Miscellaneous Improvements - Cedar Hall (EAHSC_K) | In DB Procurement | $3,068,869 | $3,068,869 | $0 | 06/12/2023 |
| 07T-726.03 | Miscellaneous Improvements - Cypress Hall (FFA_D) | In DB Procurement | $1,875,456 | $1,875,456 | $0 | 02/06/2023 |
| 07T-772.05 | Upgrade Campus Main Electrical Distribution System | In Design | $4,159,024 | $4,159,024 | $0 | 06/14/2021 |
| 07T-773.05 | Grand Avenue Enhancement Phase 1 | In Construction | $3,171,644 | $3,171,644 | $0 | 02/28/2019 |
| 07T-773.06 | Blue Line Station Extension | In Construction | $4,332,829 | $4,332,829 | $0 | 02/28/2019 |
| 07T-779.17 | Upgrade Existing Temporary South Tent | In Construction | $95,182 | $95,182 | $0 | 01/04/2021 |
| | **Total Active Subprojects** | | **$310,068,660** | **$310,068,660** | **$0** | |
| 07T-709.03 | Demolition of Culinary Arts - H | Deferred | $0 | $0 | $0 | |
| 07T-709.04 | Renovate Sage Hall | Deferred | $18,660 | $18,660 | $0 | |
| 07T-710.11 | Performing Arts & Entertainment Center - Modernization | Deferred | $2,855,208 | $2,855,208 | $0 | |
| 07T-711.08 | Renovate Sequoia Hall | Deferred | $33,113 | $33,113 | $0 | |
| 07T-713.08 | Math & Science Building "K" Fourth Floor Renovation | Deferred | $1,047 | $1,047 | $0 | |
| 07T-714.04 | Construction Technology Utility Building | Deferred | $15,287 | $15,287 | $0 | |
| 07T-715.04 | Fashion and Fine Arts Center - Modernization | Deferred | $213,845 | $213,845 | $0 | |
| 07T-715.06 | Demo of Toyon Hall | Future | $60,887 | $60,887 | $0 | 07/09/2027 |
| 07T-722.00 | Facilities M&O Headquarters | Deferred | $117,080 | $117,080 | $0 | 02/06/2023 |

*Completed and Cancelled Sub-Projects are Reference Exhibit B.

# Los Angeles Trade-Tech College
## Sub-Project List

| | | | | | |
|---|---|---|---|---|---|
| 07T-727.01 | Wellness Sports and Preventive Health Center | Deferred | $114,754 | $114,754 | $0 |
| 07T-775.00 | Campus-Wide Improvements - Restrooms - Modernize, Construct | Deferred | $0 | $0 | $0 |
| 07T-779.14 | North Quad Site Development | Deferred | $430,452 | $430,452 | $0 |
| | **Total Pending Subprojects** | | **$3,860,332** | **$3,860,332** | **$0** |
| Cancelled* | | | $309,223 | $309,223 | $0 |
| Completed* | | | $347,755,787 | $347,755,787 | $0 |
| Deferred | | | $0 | $0 | $0 |
| Land Aquisition | | | $53,260,689 | $53,260,689 | $0 |
| Master Plan | | | $1,675,174 | $1,675,174 | $0 |
| Procurement | | | $756 | $756 | $0 |
| Support Services | | | $45,975,161 | $45,975,161 | $0 |
| | **All Remaining Subprojects** | | **$448,976,792** | **$448,976,792** | **$0** |
| **Total Los Angeles Trade-Tech College Subprojects** | | | **$762,905,784** | **$762,905,784** | **$0** |

*Completed and Cancelled Sub-Projects are Reference Exhibit B.

# Los Angeles Trade-Tech College
# Sub-Project/Building Level Detail

## 07T-709.02 - Art and Culinary Arts Building - Phase 2

### SUB-PROJECT PROFILE

***OVERALL STATUS: In Construction***

DESCRIPTION: Modernization of the existing Culinary Arts Building with a projected new building area of approximately 50,000 GSF; and site development.

| DESIGN START | NTP CONSTRUCTION | SUBSTANTIAL COMPLETION | ACADEMIC OCCUPANCY |
|---|---|---|---|
| 11/01/2016 | 10/15/2018 | 07/05/2020 | 01/04/2021 |

### SUB-PROJECT COST BREAKDOWN

| Cost Type "Bucket" | [a] Current Budget | [b] Contracted | [c] Expended | [d] Estimate at Completion | [e]=[a]-[d] Budget Variance |
|---|---|---|---|---|---|
| Asset, Move, Legal/Audit & Specialty | $1,017,944 | $0 | $0 | $1,017,944 | $0 |
| Construction | $49,601,512 | $43,706,078 | $3,076,307 | $49,601,512 | $0 |
| Furniture, Fixtures & Equipment | $4,855,990 | $0 | $0 | $4,855,990 | $0 |
| Program & Project Management | $5,010,107 | $3,465,441 | $3,465,441 | $5,010,107 | $0 |
| Programming & Design | $6,620,476 | $5,529,569 | $5,388,062 | $6,620,476 | $0 |
| Total Budget | $67,106,029 | $52,701,088 | $11,929,810 | $67,106,029 | $0 |

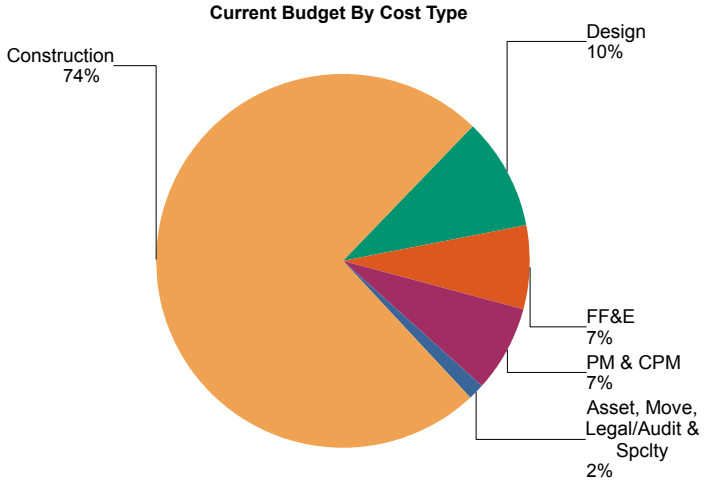


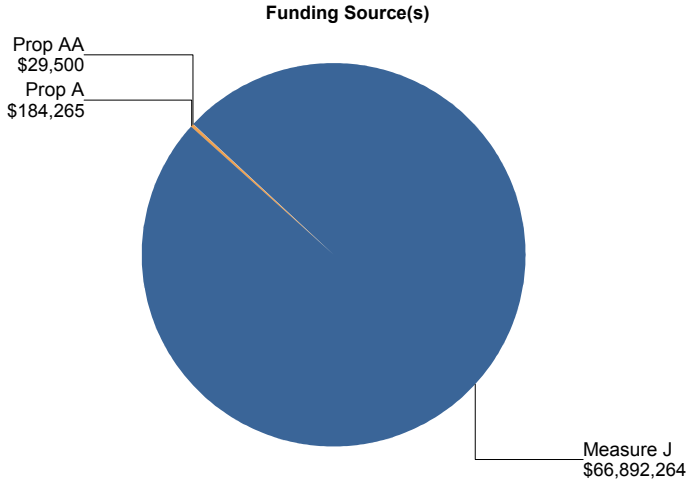

# Los Angeles Trade-Tech College
# Sub-Project/Building Level Detail

## 07T-709.06 - Restroom Building

### SUB-PROJECT PROFILE

***OVERALL STATUS: In Construction***

DESCRIPTION: Provide a new 1-story restroom building on the westside of the proposed Arts and Culinary Arts Building that is adjacent to Sequoia Hall

| DESIGN START | NTP CONSTRUCTION | SUBSTANTIAL COMPLETION | ACADEMIC OCCUPANCY |
|---|---|---|---|
| 11/01/2016 | 10/15/2018 | 07/05/2020 | 07/05/2020 |

### SUB-PROJECT COST BREAKDOWN

| Cost Type "Bucket" | [a] Current Budget | [b] Contracted | [c] Expended | [d] Estimate at Completion | [e]=[a]-[d] Budget Variance |
|---|---|---|---|---|---|
| Asset, Move, Legal/Audit & Specialty | $9,284 | $0 | $0 | $9,284 | $0 |
| Construction | $280,274 | $232,110 | $4,555 | $280,274 | $0 |
| Furniture, Fixtures & Equipment | $21,354 | $0 | $0 | $21,354 | $0 |
| Program & Project Management | $18,813 | $4,755 | $4,755 | $18,813 | $0 |
| Programming & Design | $25,775 | $688 | $688 | $25,775 | $0 |
| Total Budget | $355,500 | $237,553 | $9,998 | $355,500 | $0 |

**Current Budget By Cost Type**

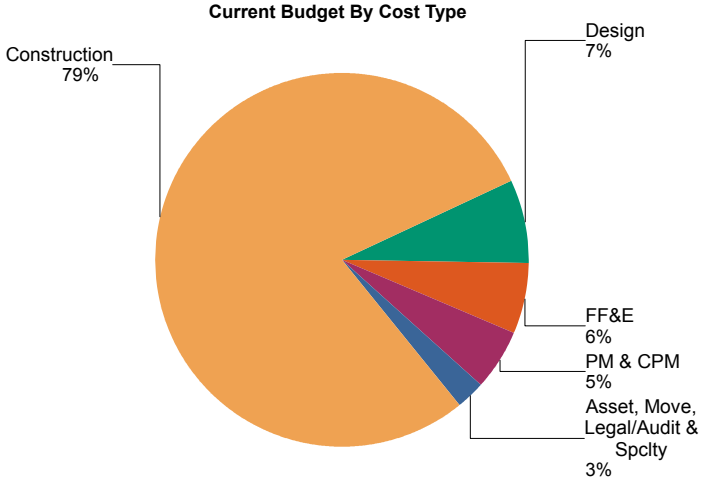


**Funding Source(s)**

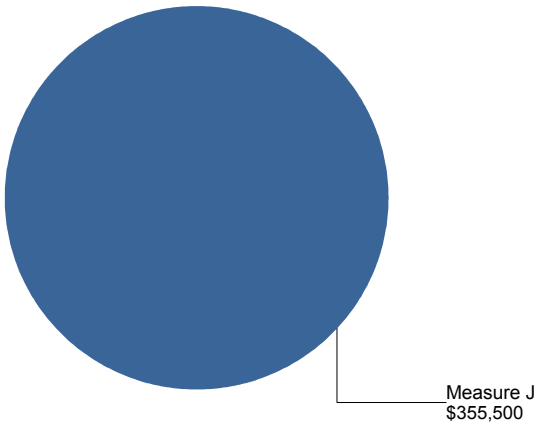

# Los Angeles Trade-Tech College
# Sub-Project/Building Level Detail

## 07T-710.12 - Grand Theater

### SUB-PROJECT PROFILE

***OVERALL STATUS: In Pre-Programming***

DESCRIPTION: The scope of work for this project will include the demolition of the Grand Theater portion of the building including its foundation, provide a new exterior wall and curtainwall system at the north exterior wall of Building A which will be exposed after removal of the Grand Theater, and cut off and remove or cap existing utilities. The remaining site area will be filled, compacted and fine graded to accommodate new landscape. Additionally, an existing fire sprinkler riser serving Magnolia Hall and currently located in the footprint of the Grand Theater will also need to be relocated.

| DESIGN START | NTP CONSTRUCTION | SUBSTANTIAL COMPLETION | ACADEMIC OCCUPANCY |
|---|---|---|---|
| 04/01/2019 | 10/01/2020 | 09/30/2021 | 01/03/2022 |

### SUB-PROJECT COST BREAKDOWN

| Cost Type "Bucket" | [a] Current Budget | [b] Contracted | [c] Expended | [d] Estimate at Completion | [e]=[a]-[d] Budget Variance |
|---|---|---|---|---|---|
| Asset, Move, Legal/Audit & Specialty | $245,700 | $0 | $0 | $245,700 | $0 |
| Construction | $7,513,813 | $27,168 | $14,611 | $7,513,813 | $0 |
| Furniture, Fixtures & Equipment | $0 | $0 | $0 | $0 | $0 |
| Program & Project Management | $720,649 | $234,634 | $234,634 | $720,649 | $0 |
| Programming & Design | $996,126 | $68,751 | $68,751 | $996,126 | $0 |
| Total Budget | $9,476,288 | $330,553 | $317,996 | $9,476,288 | $0 |

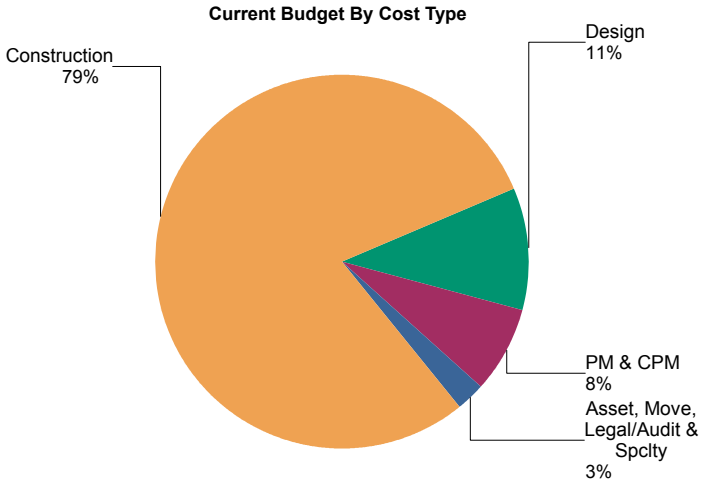


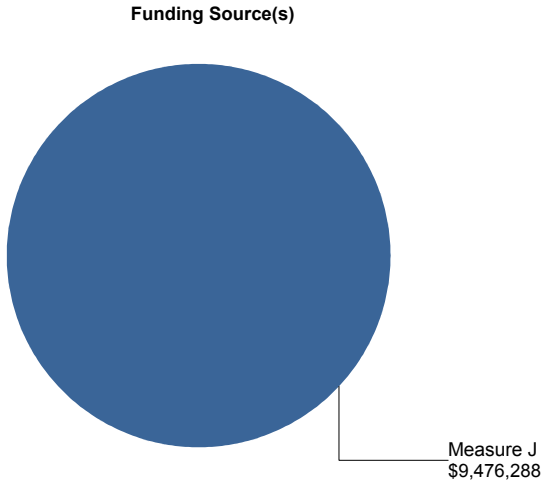

# Los Angeles Trade-Tech College
# Sub-Project/Building Level Detail

## 07T-714.02 - Construction Technology Building

### SUB-PROJECT PROFILE

***OVERALL STATUS: In Design***

DESCRIPTION: Construction Technology Building - Construction of new 158,043 GSF building with 20'x20' rooftop solar PV Laboratory. This project, which is funded by Measure J, will house various technology programs related to construction, manufacturing, renewable energy, etc.

| DESIGN START | NTP CONSTRUCTION | SUBSTANTIAL COMPLETION | ACADEMIC OCCUPANCY |
|---|---|---|---|
| 02/19/2018 | 12/20/2019 | 12/20/2022 | 06/12/2023 |

### SUB-PROJECT COST BREAKDOWN

| Cost Type "Bucket" | [a] Current Budget | [b] Contracted | [c] Expended | [d] Estimate at Completion | [e]=[a]-[d] Budget Variance |
|---|---|---|---|---|---|
| Asset, Move, Legal/Audit & Specialty | $472,047 | $156,520 | $117,785 | $472,047 | $0 |
| Construction | $150,288,526 | $8,276,739 | $7,995,949 | $150,288,526 | $0 |
| Furniture, Fixtures & Equipment | $6,204,000 | $0 | $0 | $6,204,000 | $0 |
| Program & Project Management | $10,748,078 | $1,793,991 | $1,793,991 | $10,748,078 | $0 |
| Programming & Design | $16,492,240 | $13,410,640 | $12,305,220 | $16,492,240 | $0 |
| Total Budget | $184,204,891 | $23,637,889 | $22,212,944 | $184,204,891 | $0 |

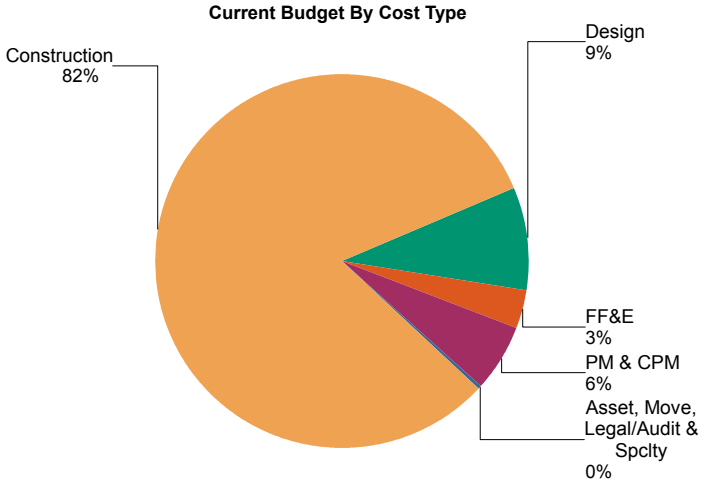


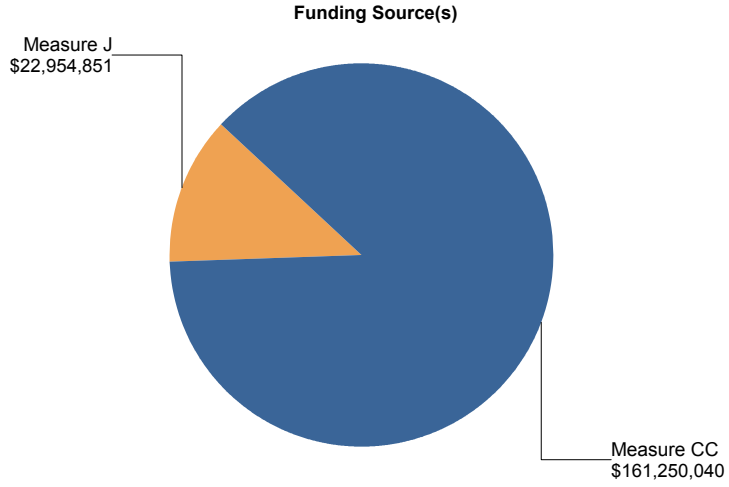

# Los Angeles Trade-Tech College
# Sub-Project/Building Level Detail

## 07T-714.05 - Demolition of Construction Technology Building "B"

### SUB-PROJECT PROFILE

***OVERALL STATUS: In Pre-Programming***

DESCRIPTION: Demolish existing construction technology building "B"

| DESIGN START | NTP CONSTRUCTION | SUBSTANTIAL COMPLETION | ACADEMIC OCCUPANCY |
|---|---|---|---|
| 05/23/2023 | 03/11/2025 | 09/27/2025 | 11/30/2026 |

### SUB-PROJECT COST BREAKDOWN

| Cost Type "Bucket" | [a] Current Budget | [b] Contracted | [c] Expended | [d] Estimate at Completion | [e]=[a]-[d] Budget Variance |
|---|---|---|---|---|---|
| Asset, Move, Legal/Audit & Specialty | $76,343 | $0 | $0 | $76,343 | $0 |
| Construction | $3,931,652 | $0 | $0 | $3,931,652 | $0 |
| Program & Project Management | $229,028 | $0 | $0 | $229,028 | $0 |
| Programming & Design | $496,228 | $0 | $0 | $496,228 | $0 |
| Total Budget | $4,733,251 | $0 | $0 | $4,733,251 | $0 |

**Current Budget By Cost Type**

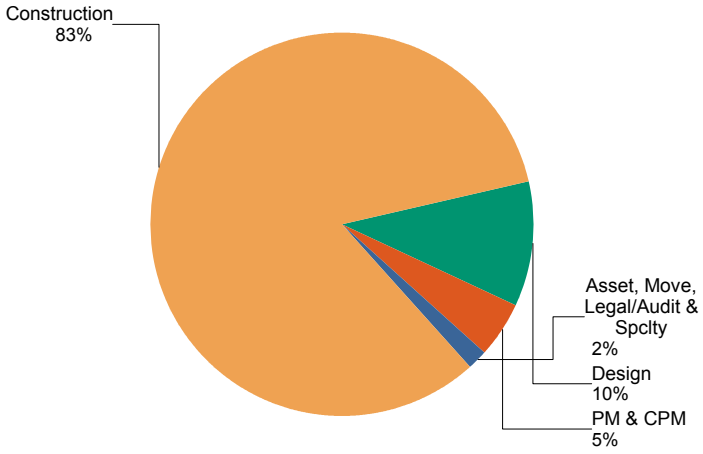


**Funding Source(s)**

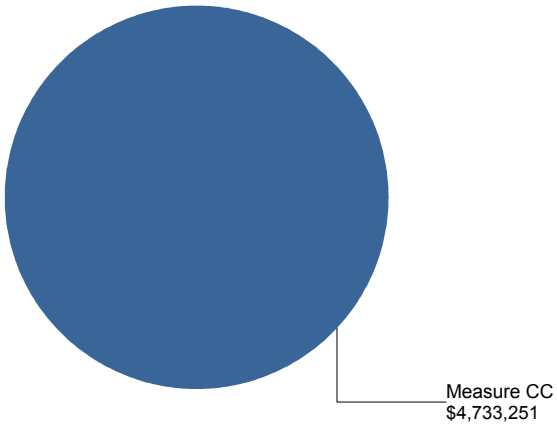

# Los Angeles Trade-Tech College
# Sub-Project/Building Level Detail

## 07T-714.06 - Construction Technology Yard and Storage Building - Phase II

### SUB-PROJECT PROFILE

***OVERALL STATUS: In Construction***

DESCRIPTION: Scope of work includes the interior built-out of the Construction Technology Yard and Storage Building including but not limited to all interior improvements, mechanical and electrical systems. fire alarm, sprinklers, data and telecom systems, security, and audio visual. Site improvements scope includes hardscape, path of travel and fire access.

| DESIGN START | NTP CONSTRUCTION | SUBSTANTIAL COMPLETION | ACADEMIC OCCUPANCY |
|---|---|---|---|
| 05/23/2017 | 07/09/2018 | 02/28/2019 | 02/28/2019 |

### SUB-PROJECT COST BREAKDOWN

| Cost Type "Bucket" | [a] Current Budget | [b] Contracted | [c] Expended | [d] Estimate at Completion | [e]=[a]-[d] Budget Variance |
|---|---|---|---|---|---|
| Construction | $2,185,131 | $1,609,600 | $622,575 | $2,185,131 | $0 |
| Furniture, Fixtures & Equipment | $182,095 | $0 | $0 | $182,095 | $0 |
| Program & Project Management | $157,834 | $101,513 | $101,513 | $157,834 | $0 |
| Programming & Design | $263,343 | $30,000 | $0 | $263,343 | $0 |
| Total Budget | $2,788,403 | $1,741,113 | $724,088 | $2,788,403 | $0 |

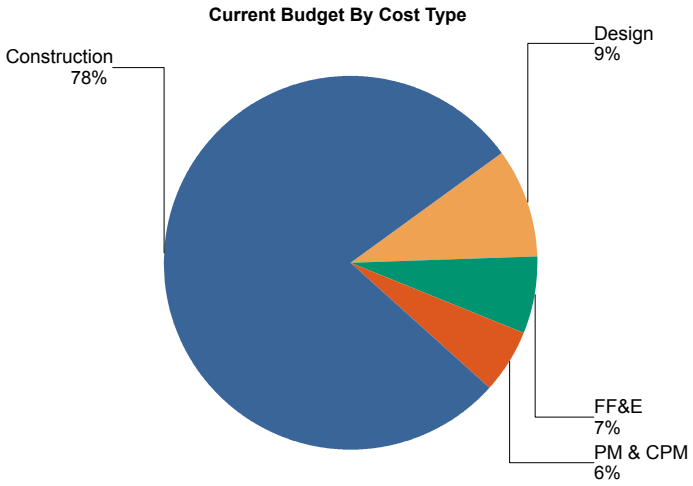


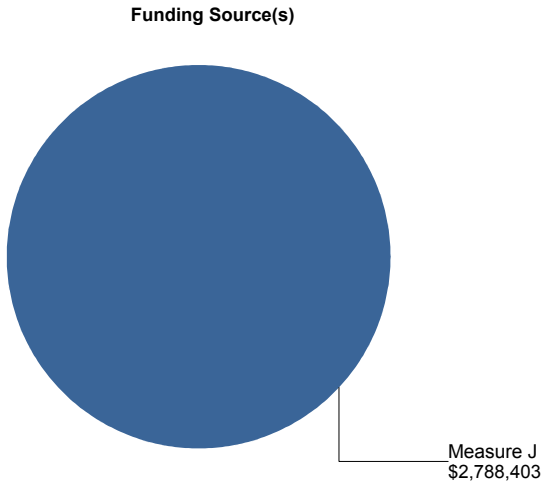

# Los Angeles Trade-Tech College
# Sub-Project/Building Level Detail

## 07T-721.01 - South Campus Athletic Field

### SUB-PROJECT PROFILE

***OVERALL STATUS: In Construction***

DESCRIPTION: Construct at-grade athletic field (184,800 SF) @ South Campus including sports surfacing, sports lighting, bleachers, demolition of Building "B", etc.

South Campus Single Level Parking & Athletic Field

| DESIGN START | NTP CONSTRUCTION | SUBSTANTIAL COMPLETION | ACADEMIC OCCUPANCY |
|---|---|---|---|
| 12/13/2016 | 10/15/2018 | 07/05/2020 | 01/04/2021 |

### SUB-PROJECT COST BREAKDOWN

| Cost Type "Bucket" | [a] Current Budget | [b] Contracted | [c] Expended | [d] Estimate at Completion | [e]=[a]-[d] Budget Variance |
|---|---|---|---|---|---|
| Asset, Move, Legal/Audit & Specialty | $14,754 | $0 | $0 | $14,754 | $0 |
| Construction | $1,620,155 | $1,344,642 | $73,174 | $1,620,155 | $0 |
| Program & Project Management | $309,295 | $267,013 | $267,013 | $309,295 | $0 |
| Programming & Design | $481,947 | $671,847 | $448,160 | $481,947 | $0 |
| Total Budget | $2,426,151 | $2,283,502 | $788,347 | $2,426,151 | $0 |

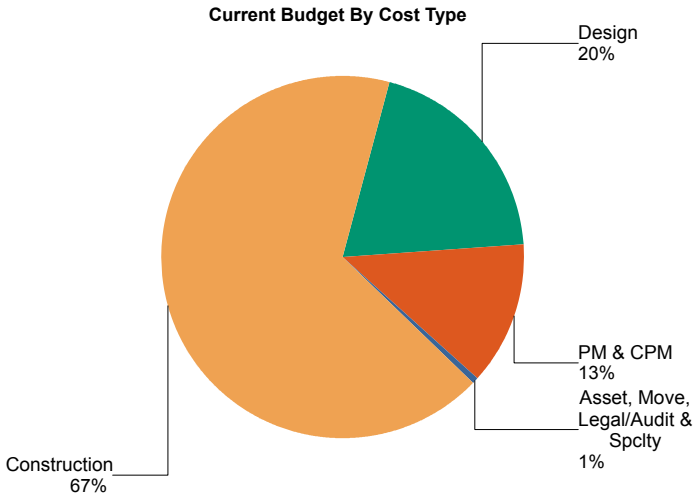


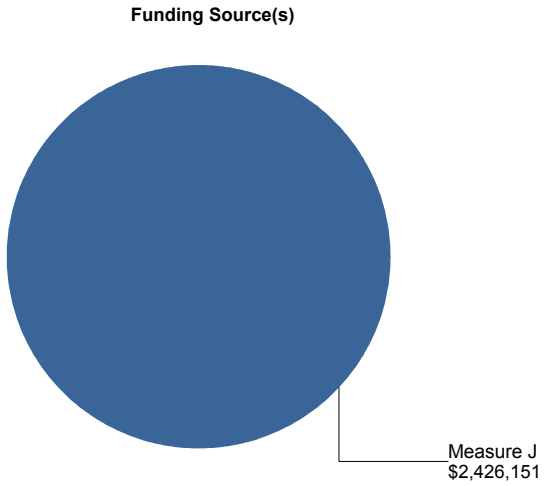

# Los Angeles Trade-Tech College
# Sub-Project/Building Level Detail

## 07T-726.00 - Miscellaneous Improvements - Mariposa Hall (LRC)

### SUB-PROJECT PROFILE

***OVERALL STATUS: In DB Procurement***

DESCRIPTION: This project consists of miscellaneous work that needs to be performed In Mariposa Hall. To add rails and pickets with wheelchair guard at south ADA ramp/ site walkway at adjacent sloped areas; Replace clear glazing with translucent or opaque glazing panels to conceal fireproofed steel beams beyond; Provide contrasting abrasive nosing on 1st and 2nd floor stair treads; Install separation wall at copy room; Add horlzontal bar for wheelchair stop, at bottom of existing south exit handrail; Add metal panel enclosure around existing hot water pipes located adjacent to the entry ramp; Match existing metal panel enclosure which only provides parflally enclosure (MDF Room); Close gaps between the drywall and perpendicular curtain wall at the 1st floor IT room; Install French swing gate, including design and code analysis to verify feasibility on the 3rd Floor; Install solar PV system exterior disconnect & meter for LADWP; Connect to existing PV system and start up; Add LED ceiling indicator lights at fire/smoke dampers building-wide; Modify floor drain, floor slopes, and any associated work necessary to prevent flooding outside of the boiler room if the equipment leaks.

| DESIGN START | NTP CONSTRUCTION | SUBSTANTIAL COMPLETION | ACADEMIC OCCUPANCY |
|---|---|---|---|
| 12/03/2019 | 02/01/2023 | 03/01/2023 | 06/12/2023 |

### SUB-PROJECT COST BREAKDOWN

| Cost Type "Bucket" | [a] Current Budget | [b] Contracted | [c] Expended | [d] Estimate at Completion | [e]=[a]-[d] Budget Variance |
|---|---|---|---|---|---|
| Asset, Move, Legal/Audit & Specialty | $12,969 | $0 | $0 | $12,969 | $0 |
| Construction | $474,540 | $0 | $0 | $474,540 | $0 |
| Furniture, Fixtures & Equipment | $9,039 | $0 | $0 | $9,039 | $0 |
| Program & Project Management | $58,936 | $32,456 | $32,456 | $58,936 | $0 |
| Programming & Design | $75,458 | $36,621 | $35,121 | $75,458 | $0 |
| Total Budget | $630,942 | $69,077 | $67,577 | $630,942 | $0 |

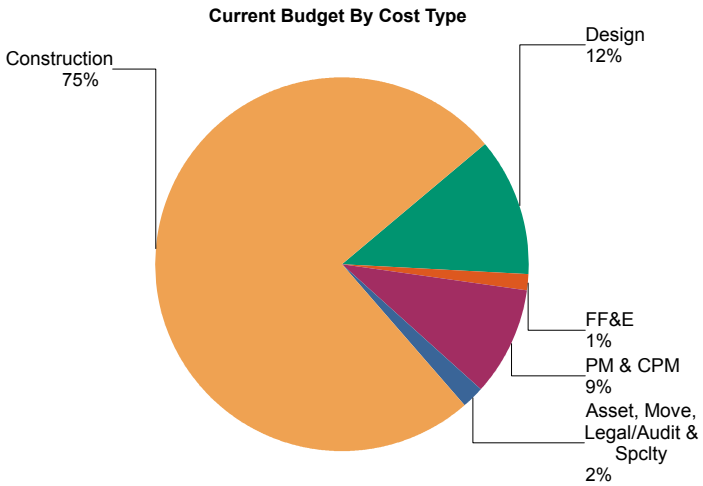


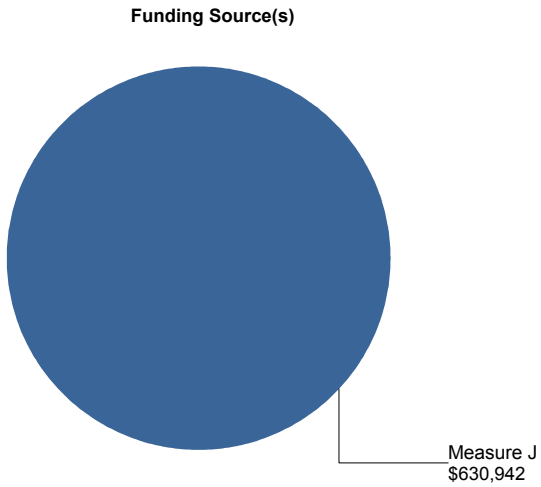

# Los Angeles Trade-Tech College
# Sub-Project/Building Level Detail

## 07T-726.01 - Miscellaneous Improvements - Oak Hall (CTE_F)

### SUB-PROJECT PROFILE

***OVERALL STATUS: In DB Procurement***

DESCRIPTION: This project consists of Miscellaneous work that needs to be performed in Oak Hall. Provide power disconnect switch in weld shop to turn on/off power to all welding booths at once.

| DESIGN START | NTP CONSTRUCTION | SUBSTANTIAL COMPLETION | ACADEMIC OCCUPANCY |
|---|---|---|---|
| 02/01/2019 | 06/01/2021 | 03/31/2022 | 06/13/2022 |

### SUB-PROJECT COST BREAKDOWN

| Cost Type "Bucket" | [a] Current Budget | [b] Contracted | [c] Expended | [d] Estimate at Completion | [e]=[a]-[d] Budget Variance |
|---|---|---|---|---|---|
| Asset, Move, Legal/Audit & Specialty | $447,388 | $0 | $0 | $615,368 | $(167,979) |
| Construction | $18,135,989 | $0 | $0 | $17,968,010 | $167,979 |
| Furniture, Fixtures & Equipment | $0 | $0 | $0 | $0 | $0 |
| Program & Project Management | $1,230,283 | $116,103 | $116,103 | $1,230,283 | $0 |
| Programming & Design | $1,830,540 | $146,002 | $132,053 | $1,830,540 | $0 |
| Total Budget | $21,644,200 | $262,105 | $248,156 | $21,644,200 | $0 |

**Current Budget By Cost Type**

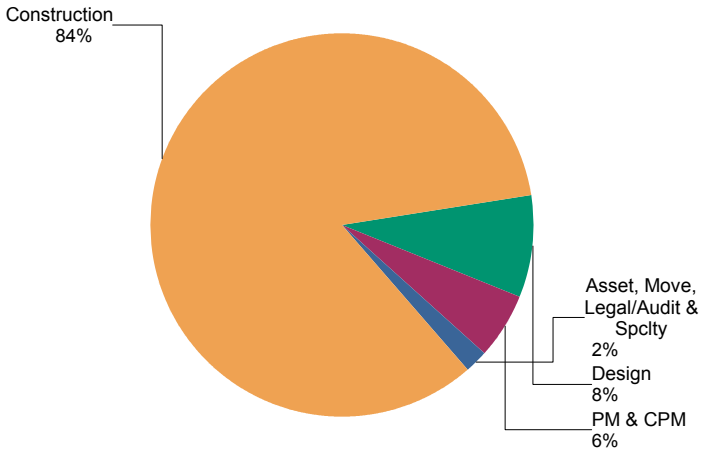


**Funding Source(s)**

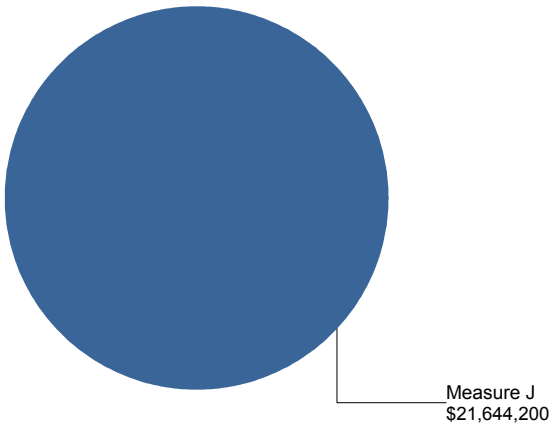

# Los Angeles Trade-Tech College
# Sub-Project/Building Level Detail

## 07T-726.02 - Miscellaneous Improvements - Cedar Hall (EAHSC_K)

### SUB-PROJECT PROFILE

***OVERALL STATUS: In DB Procurement***

DESCRIPTION: This project consists of Miscellaneous work that needs to be performed in Cedar Hall. Replace and add new exhaust hoods, upgrade water & gas faucets at science classrooms,
Room K-406 to remove raised floor and stairs & replace with flooring over the existing slab, review & verify any additional ADA & Fire Life Safety requirements on Level 4; Review
the Basement for any ADA remaining deficiencies & identify scope to achieve DSA certification; Elevator upgrade to make path of travel from 1st to 4th floor for ADA compliant.

| DESIGN START | NTP CONSTRUCTION | SUBSTANTIAL COMPLETION | ACADEMIC OCCUPANCY |
|---|---|---|---|
| 12/02/2019 | 10/03/2022 | 01/31/2023 | 06/12/2023 |

### SUB-PROJECT COST BREAKDOWN

| Cost Type "Bucket" | [a] Current Budget | [b] Contracted | [c] Expended | [d] Estimate at Completion | [e]=[a]-[d] Budget Variance |
|---|---|---|---|---|---|
| Asset, Move, Legal/Audit & Specialty | $68,009 | $0 | $0 | $68,009 | $0 |
| Construction | $2,512,187 | $0 | $0 | $2,512,187 | $0 |
| Furniture, Fixtures & Equipment | $47,400 | $0 | $0 | $47,400 | $0 |
| Program & Project Management | $192,400 | $41,684 | $41,684 | $192,400 | $0 |
| Programming & Design | $248,873 | $45,208 | $43,708 | $248,873 | $0 |
| Total Budget | $3,068,869 | $86,892 | $85,392 | $3,068,869 | $0 |

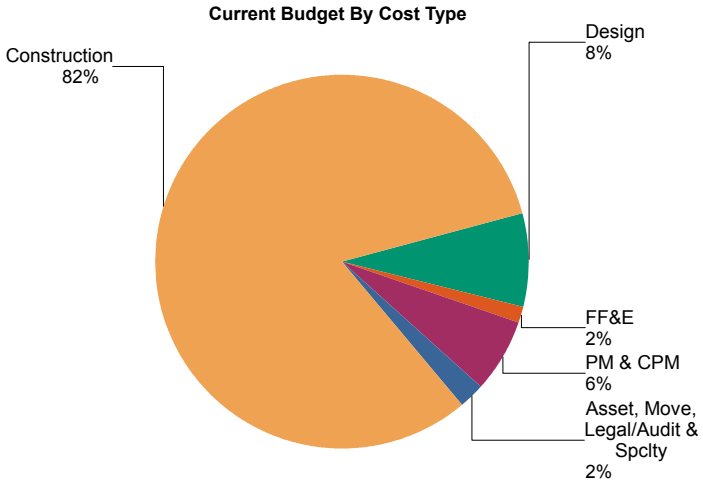


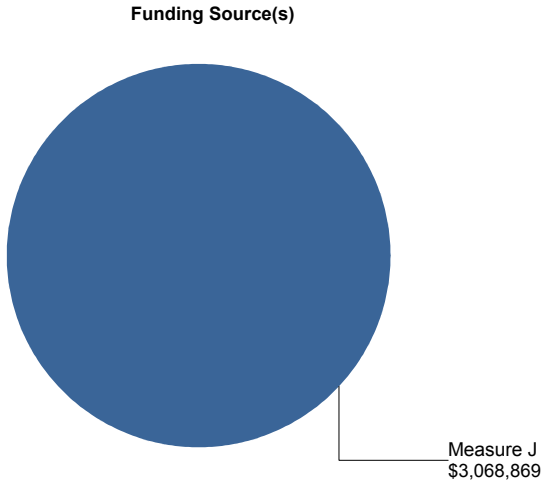

# Los Angeles Trade-Tech College
# Sub-Project/Building Level Detail

## 07T-726.03 - Miscellaneous Improvements - Cypress Hall (FFA_D)

### SUB-PROJECT PROFILE

***OVERALL STATUS: In DB Procurement***

DESCRIPTION: This project consists of Miscellaneous work that needs to be performed in Cypress Ha!l. HVAC upgrade work to replace or modify existing HVAC system; Provide survey to identify
all ADA and Fire Life Safety scope of work required to satisfy DSA requirements for Design and Construction.

| DESIGN START | NTP CONSTRUCTION | SUBSTANTIAL COMPLETION | ACADEMIC OCCUPANCY |
|---|---|---|---|
| 12/02/2019 | 04/01/2022 | 09/30/2022 | 02/06/2023 |

### SUB-PROJECT COST BREAKDOWN

| Cost Type "Bucket" | [a] Current Budget | [b] Contracted | [c] Expended | [d] Estimate at Completion | [e]=[a]-[d] Budget Variance |
|---|---|---|---|---|---|
| Asset, Move, Legal/Audit & Specialty | $41,807 | $0 | $0 | $41,807 | $0 |
| Construction | $1,512,431 | $0 | $0 | $1,512,431 | $0 |
| Furniture, Fixtures & Equipment | $29,290 | $0 | $0 | $29,290 | $0 |
| Program & Project Management | $135,686 | $40,984 | $40,984 | $135,686 | $0 |
| Programming & Design | $156,242 | $32,292 | $30,792 | $156,242 | $0 |
| Total Budget | $1,875,456 | $73,276 | $71,776 | $1,875,456 | $0 |

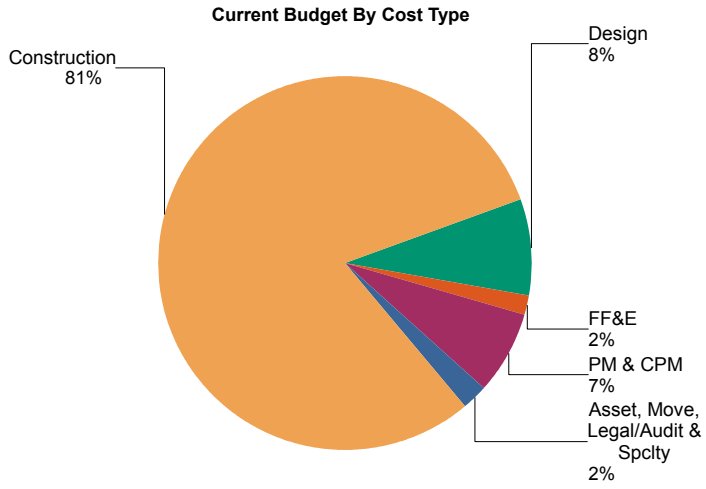


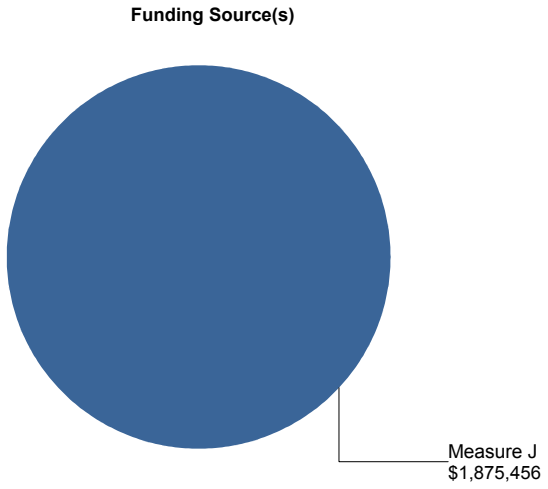

# Los Angeles Trade-Tech College
# Sub-Project/Building Level Detail

## 07T-772.05 - Upgrade Campus Main Electrical Distribution System

### SUB-PROJECT PROFILE

***OVERALL STATUS: In Design***

DESCRIPTION: Upgrade the existing Campus main electrical distribution system to accommodate the current and anticipated power demand. This scope excludes the similar work at the East Campus.

| DESIGN START | NTP CONSTRUCTION | SUBSTANTIAL COMPLETION | ACADEMIC OCCUPANCY |
|---|---|---|---|
| 11/29/2017 | 03/04/2020 | 05/31/2021 | 06/14/2021 |

### SUB-PROJECT COST BREAKDOWN

| Cost Type "Bucket" | [a] Current Budget | [b] Contracted | [c] Expended | [d] Estimate at Completion | [e]=[a]-[d] Budget Variance |
|---|---|---|---|---|---|
| Asset, Move, Legal/Audit & Specialty | $24,758 | $0 | $0 | $24,758 | $0 |
| Construction | $3,279,991 | $538,218 | $10,563 | $3,279,991 | $0 |
| Program & Project Management | $419,022 | $213,838 | $213,838 | $419,022 | $0 |
| Programming & Design | $435,253 | $388,717 | $250,177 | $435,253 | $0 |
| Total Budget | $4,159,024 | $1,140,773 | $474,578 | $4,159,024 | $0 |

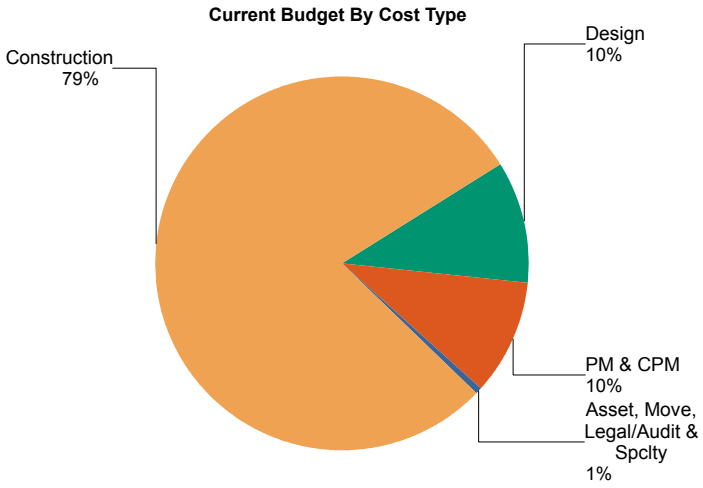


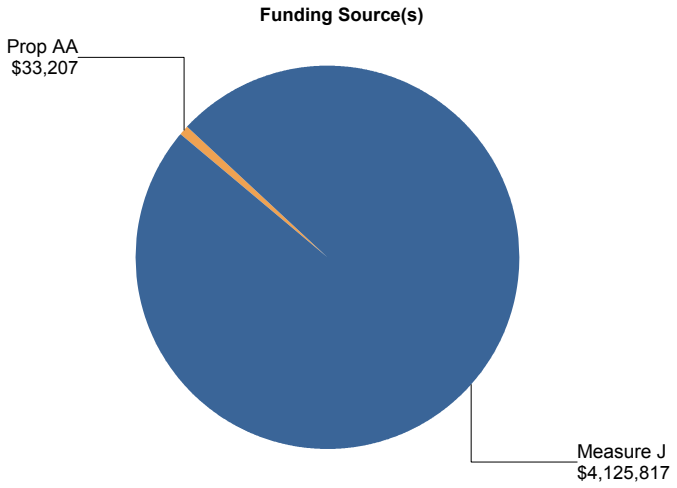

# Los Angeles Trade-Tech College
# Sub-Project/Building Level Detail

## 07T-773.05 - Grand Avenue Enhancement Phase 1

### SUB-PROJECT PROFILE

***OVERALL STATUS: In Construction***

DESCRIPTION: Upgrade Campus entrances and street landscaping and hardscaping along Grand Avenue from Washington Street to 21st Street.

| DESIGN START | NTP CONSTRUCTION | SUBSTANTIAL COMPLETION | ACADEMIC OCCUPANCY |
|---|---|---|---|
| 01/13/2016 | 08/28/2018 | 02/28/2019 | 02/28/2019 |

### SUB-PROJECT COST BREAKDOWN

| Cost Type "Bucket" | [a] Current Budget | [b] Contracted | [c] Expended | [d] Estimate at Completion | [e]=[a]-[d] Budget Variance |
|---|---|---|---|---|---|
| Asset, Move, Legal/Audit & Specialty | $25,448 | $0 | $0 | $25,448 | $0 |
| Construction | $1,647,622 | $1,576,536 | $559,057 | $1,647,622 | $0 |
| Program & Project Management | $545,510 | $545,120 | $545,120 | $545,510 | $0 |
| Programming & Design | $953,064 | $933,266 | $888,533 | $953,064 | $0 |
| Total Budget | $3,171,644 | $3,054,922 | $1,992,709 | $3,171,644 | $0 |

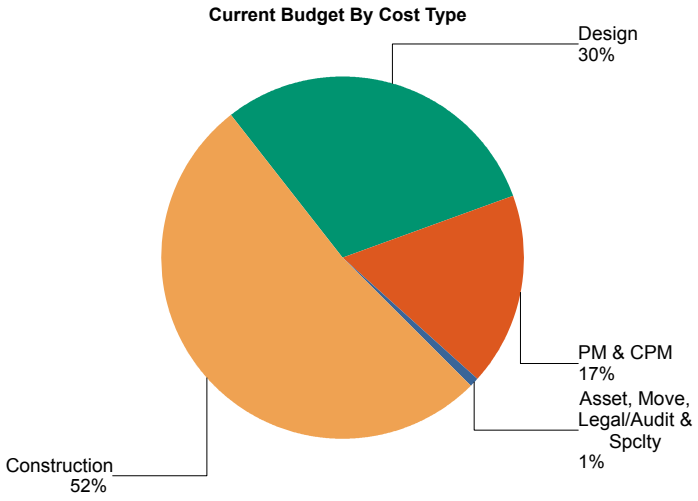


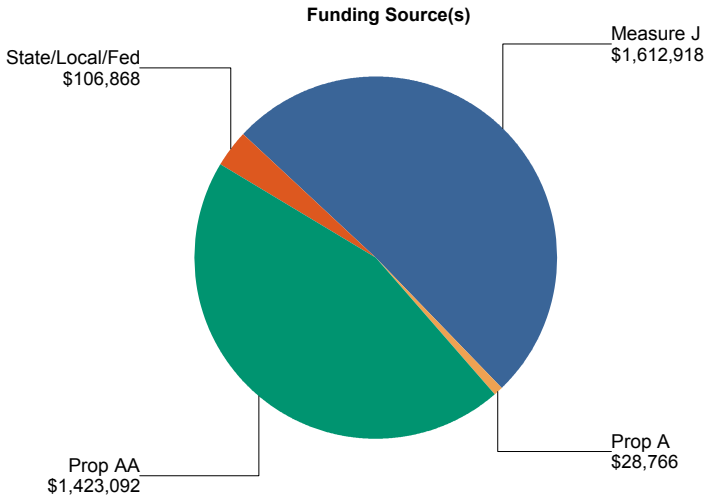

# Los Angeles Trade-Tech College
# Sub-Project/Building Level Detail

## 07T-773.06 - Blue Line Station Extension

### SUB-PROJECT PROFILE

***OVERALL STATUS: In Construction***

DESCRIPTION: Upgrading pedestrian connections between the college and Metro Blue Line and Metro buses including transit plaza, landscaping and site furnishings at Grand Avenue.

| DESIGN START | NTP CONSTRUCTION | SUBSTANTIAL COMPLETION | ACADEMIC OCCUPANCY |
|---|---|---|---|
| 12/28/2015 | 10/05/2017 | 02/28/2019 | 02/28/2019 |

### SUB-PROJECT COST BREAKDOWN

| Cost Type "Bucket" | [a] Current Budget | [b] Contracted | [c] Expended | [d] Estimate at Completion | [e]=[a]-[d] Budget Variance |
|---|---|---|---|---|---|
| Asset, Move, Legal/Audit & Specialty | $3,074 | $0 | $0 | $3,074 | $0 |
| Construction | $2,825,021 | $2,554,889 | $2,028,386 | $2,825,021 | $0 |
| Program & Project Management | $476,890 | $476,772 | $476,772 | $476,890 | $0 |
| Programming & Design | $1,027,845 | $1,027,845 | $1,023,845 | $1,027,845 | $0 |
| Total Budget | $4,332,829 | $4,059,505 | $3,529,002 | $4,332,829 | $0 |

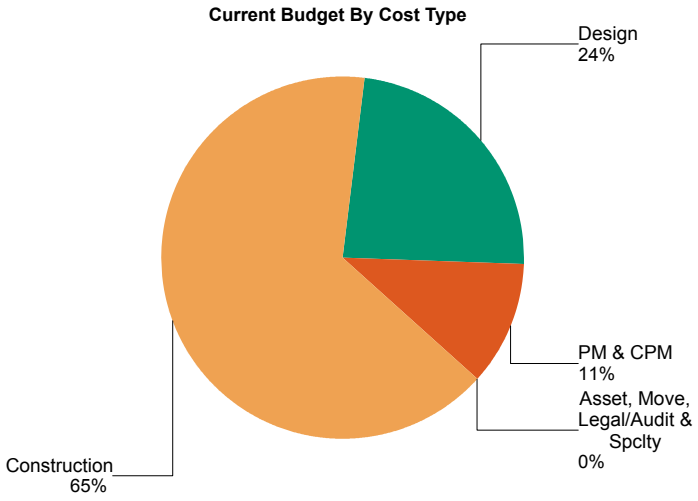


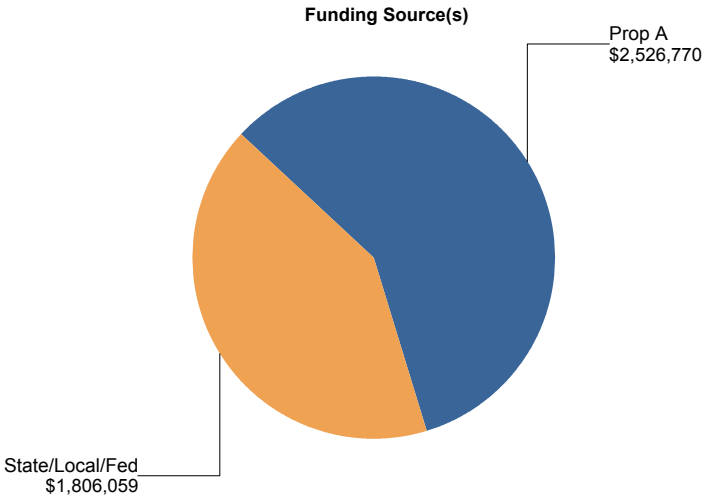

# Los Angeles Trade-Tech College
# Sub-Project/Building Level Detail

## 07T-779.17 - Upgrade Existing Temporary South Tent

### SUB-PROJECT PROFILE

***OVERALL STATUS: In Construction***

DESCRIPTION: Continuous utilization of the existing South Tent, located southwest of Aspen Hall, as a temporary facility for student services pending completion of the new Culinary Arts building is deemed necessary. This project, to upgrade the said tent in compliance with DSA requirements, is consistent with the approved Project Priority List. Budget Recovery Plan, and the Strategic Execution Plan.

| DESIGN START | NTP CONSTRUCTION | SUBSTANTIAL COMPLETION | ACADEMIC OCCUPANCY |
|---|---|---|---|
| 02/19/2016 | 10/15/2018 | 07/05/2020 | 01/04/2021 |

### SUB-PROJECT COST BREAKDOWN

| Cost Type "Bucket" | [a] Current Budget | [b] Contracted | [c] Expended | [d] Estimate at Completion | [e]=[a]-[d] Budget Variance |
|---|---|---|---|---|---|
| Asset, Move, Legal/Audit & Specialty | $415 | $0 | $0 | $415 | $0 |
| Construction | $37,967 | $33,188 | $0 | $37,967 | $0 |
| Furniture, Fixtures & Equipment | $0 | $0 | $0 | $0 | $0 |
| Program & Project Management | $29,930 | $27,702 | $27,702 | $29,930 | $0 |
| Programming & Design | $26,870 | $26,870 | $26,870 | $26,870 | $0 |
| Total Budget | $95,182 | $87,760 | $54,572 | $95,182 | $0 |

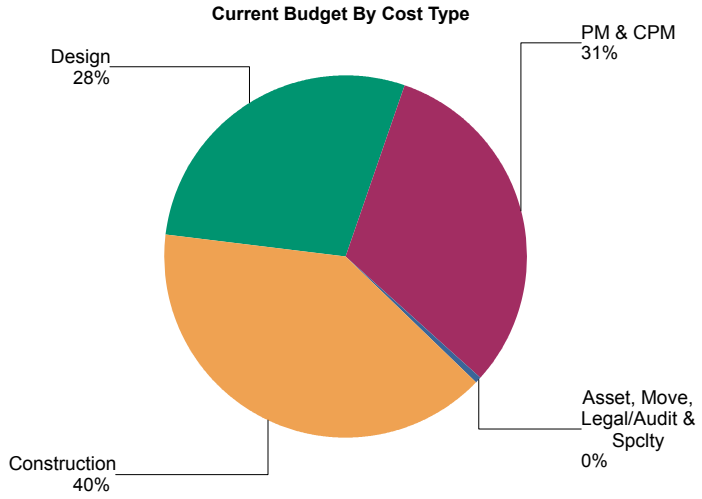


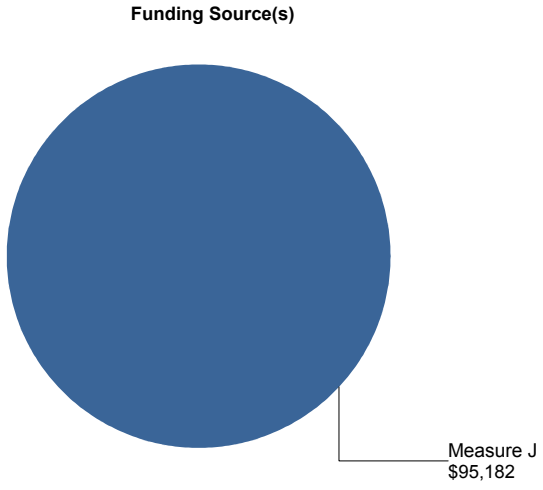

# Los Angeles Trade-Tech College
Exhibit A

## Exhibit A
## Los Angeles Trade-Tech College
## Budget Transfer Log

# Los Angeles Trade-Tech College
## Sub-Project/Building Level Budget Transfer Log

| Proj Ref | Project/Building Name | Established Budget | Current Budget | Variance | Approved Date |
|---|---|---|---|---|---|
| 07T-709.02 | Art and Culinary Arts Building - Phase 2 | $66,886,029 | $66,886,029 | | 01/01/2014 |
| | | | $67,106,029 | $220,000 | 06/27/2018 |
| 07T-709.03 | Demolition of Culinary Arts - H | $0 | $0 | | 01/01/2014 |
| 07T-709.04 | Renovate Sage Hall | $18,660 | $18,660 | | 01/01/2014 |
| 07T-709.06 | Restroom Building | $0 | $0 | | 01/01/2014 |
| | | | $355,500 | $355,500 | 05/07/2017 |
| 07T-710.11 | Performing Arts & Entertainment Center - Modernization | $2,855,208 | $2,855,208 | | 01/01/2014 |
| 07T-710.12 | Grand Theater | $7,186,513 | $7,186,513 | | 01/01/2014 |
| | | | $9,476,288 | $2,289,775 | 04/10/2018 |
| 07T-711.08 | Renovate Sequoia Hall | $33,113 | $33,113 | | 01/01/2014 |
| 07T-713.08 | Math & Science Building "K" Fourth Floor Renovation | $1,047 | $1,047 | | 01/01/2014 |
| 07T-714.02 | Construction Technology Building | $179,686,391 | $179,686,391 | | 01/01/2014 |
| | | | $181,267,999 | $1,581,608 | 05/12/2017 |
| | | | $182,722,191 | $1,454,192 | 07/10/2017 |
| | | | $183,580,741 | $858,550 | 12/12/2017 |
| | | | $184,204,891 | $624,150 | 05/08/2018 |
| 07T-714.04 | Construction Technology Utility Building | $15,287 | $15,287 | | 01/01/2014 |
| 07T-714.05 | Demolition of Construction Technology Building "B" | $4,733,251 | $4,733,251 | | 01/01/2014 |
| 07T-714.06 | Construction Technology Yard and Storage Building - Phase II | $0 | $0 | | 01/01/2014 |
| | | | $2,788,403 | $2,788,403 | 01/25/2018 |
| 07T-715.04 | Fashion and Fine Arts Center - Modernization | $213,845 | $213,845 | | 01/01/2014 |
| 07T-715.06 | Demo of Toyon Hall | $60,887 | $60,887 | | 01/01/2014 |

Budget transfers performed to reflect campus project re-prioritization of the strategic execution plan.

# Los Angeles Trade-Tech College
## Sub-Project/Building Level Budget Transfer Log

| Proj Ref | Project/Building Name | Established Budget | Current Budget | Variance | Approved Date |
|---|---|---|---|---|---|
| 07T-721.01 | South Campus Athletic Field | $2,646,151 | $2,646,151 | | 01/01/2014 |
| | | | $2,426,151 | $(220,000) | 06/27/2018 |
| 07T-722.00 | Facilities M&O Headquarters | $12,621,137 | $12,621,137 | | 01/01/2014 |
| | | | $10,870,977 | $(1,750,160) | 07/10/2017 |
| | | | $117,080 | $(10,753,897) | 04/10/2018 |
| 07T-726.00 | Miscellaneous Improvements - Mariposa Hall (LRC) | $630,942 | $630,942 | | 01/01/2014 |
| 07T-726.01 | Miscellaneous Improvements - Oak Hall (CTE_F) | $204,957 | $204,957 | | 01/01/2014 |
| | | | $21,644,200 | $21,439,243 | 04/10/2018 |
| 07T-726.02 | Miscellaneous Improvements - Cedar Hall (EAHSC_K) | $3,068,869 | $3,068,869 | | 01/01/2014 |
| 07T-726.03 | Miscellaneous Improvements - Cypress Hall (FFA_D) | $1,875,456 | $1,875,456 | | 01/01/2014 |
| 07T-727.01 | Wellness Sports and Preventive Health Center | $114,754 | $114,754 | | 01/01/2014 |
| 07T-772.05 | Upgrade Campus Main Electrical Distribution System | $4,159,024 | $4,159,024 | | 01/01/2014 |
| 07T-773.05 | Grand Avenue Enhancement Phase 1 | $3,938,937 | $3,938,937 | | 01/01/2014 |
| | | | $3,142,878 | $(796,059) | 04/10/2018 |
| | | | $3,171,644 | $28,766 | 06/11/2018 |
| 07T-773.06 | Blue Line Station Extension | $3,536,770 | $3,536,770 | | 01/01/2014 |
| | | | $4,332,829 | $796,059 | 04/10/2018 |
| 07T-775.00 | Campus-Wide Improvements - Restrooms - Modernize, Construc | $4,955 | $4,955 | | 01/01/2014 |
| | | | $0 | $(4,955) | 06/13/2018 |
| 07T-779.14 | North Quad Site Development | $430,452 | $430,452 | | 01/01/2014 |
| 07T-779.17 | Upgrade Existing Temporary South Tent | $95,182 | $95,182 | | 01/01/2014 |

Budget transfers performed to reflect campus project re-prioritization of the strategic execution plan.

# Los Angeles Trade-Tech College
Exhibit B

## Exhibit B
## Los Angeles Trade-Tech College
## Non-Active and Non-Pending Subprojects

# Los Angeles Trade-Tech College
## Non Active and Non-Pending Sub-Projects

| Cancelled | | Current Budget | EAC | Funding Variance |
|---|---|---|---|---|
| 07T-708.09 | Transportation Technology-Renovation | $34,567 | $34,567 | $0 |
| 07T-711.02 | Construction Technology Building - Upgrade Toilet Facilities | $219,966 | $219,966 | $0 |
| 07T-713.02 | Math and Science Building - Renovation | $64 | $64 | $0 |
| 07T-713.07 | Math and Science Building - Install Additional Economizer | $54,627 | $54,627 | $0 |
| | | **$309,223** | **$309,223** | **$0** |

| Completed | | Current Budget | EAC | Funding Variance |
|---|---|---|---|---|
| 07T-701.05 | South Campus | $99,498,016 | $99,498,016 | $0 |
| 07T-701.06 | South Campus - Undergrounding of Overhead Utilities | $552,445 | $552,445 | $0 |
| 07T-701.07 | South Campus - Upgrade Security Doors | $233,355 | $233,355 | $0 |
| 07T-702.01 | Learning Assistance Center/Library Renovation | $40,806,399 | $40,806,399 | $0 |
| 07T-702.03 | Remove Swing Space Trailers | $310,386 | $310,386 | $0 |
| 07T-706.00 | Child Development Center | $10,871,009 | $10,871,009 | $0 |
| 07T-706.03 | Upgrade Child Development Center Weatherproofing | $970,094 | $970,094 | $0 |
| 07T-708.01 | Auto, Metal Building - Reroofing | $237,422 | $237,422 | $0 |
| 07T-708.02 | Auto, Metal Building - Solar Photovoltaic System Study | $11,439 | $11,439 | $0 |
| 07T-708.03 | Auto, Metal Building - HVAC Upgrade and Hazardous Substance Remc | $6,000,568 | $6,000,568 | $0 |
| 07T-708.05 | Auto, Metal Building - Structural Upgrade | $133,491 | $133,491 | $0 |
| 07T-708.06 | Auto, Metal Building - Structural Repairs Phase 2 | $448,270 | $448,270 | $0 |
| 07T-709.01 | Art and Culinary Arts Building - Phase 1 | $216,679 | $216,679 | $0 |
| 07T-709.05 | Temporary Restrooms | $79,172 | $79,172 | $0 |
| 07T-710.01 | Liberal Arts Building - Utility Tunnel Repair | $637,850 | $637,850 | $0 |
| 07T-710.02 | Liberal Arts Building - Electrical Upgrade and Miscellaneous Work | $15,182 | $15,182 | $0 |
| 07T-710.03 | Liberal Arts Building - Ceiling Mitigation Phase 2 | $9,035 | $9,035 | $0 |
| 07T-710.04 | Liberal Arts Building - Grand Theater Roof | $10,032 | $10,032 | $0 |
| 07T-710.05 | Liberal Arts - Renovation of Cosmetology Studios | $150,000 | $150,000 | $0 |
| 07T-710.06 | Liberal Arts - Replace Mechanic Pneumatic Controls | $186,110 | $186,110 | $0 |
| 07T-710.07 | A-Building West Wing Restoration and Modernization | $66,992,401 | $66,992,401 | $0 |
| 07T-710.08 | Liberal Arts Building - Utility Tunnel Repair Phase 2 | $189,977 | $189,977 | $0 |
| 07T-710.09 | Liberal Arts Building - Refurbish Theater | $85,857 | $85,857 | $0 |
| 07T-711.01 | Construction Technology Building - General | $82,593 | $82,593 | $0 |
| 07T-711.03 | Construction Technology Building - Miscellaneous Finish Upgrades | $672,943 | $672,943 | $0 |
| 07T-711.04 | Construction Technology Building - ADA Fire Life Safety Improvement | $11,045 | $11,045 | $0 |
| 07T-711.05 | Construction Technology Building - Boiler Retrofit/Replacement | $224,654 | $224,654 | $0 |
| 07T-711.06 | UPGR. EXIST. CHALKBOARDS | $6,525 | $6,525 | $0 |
| 07T-711.07 | Duct Cleaning | $249,166 | $249,166 | $0 |
| 07T-712.01 | Gymnasium - General | $1,227,792 | $1,227,792 | $0 |
| 07T-712.02 | Gymnasium - Replace Boiler - Swimming Pool | $278,412 | $278,412 | $0 |
| 07T-712.03 | Gymnasium - Replace Domestic Hot Water Boiler and Tank | $66,611 | $66,611 | $0 |
| 07T-713.01 | Math and Science Building - Pumps and Others | $94,208 | $94,208 | $0 |
| 07T-713.03 | Math and Science Building - ADA / Fire Life Safety Improvement | $14,639 | $14,639 | $0 |
| 07T-713.04 | Math and Science Building - Repair HVAC Controls | $1,533,422 | $1,533,422 | $0 |
| 07T-713.06 | Math and Science Building - Space Heating System | $200,040 | $200,040 | $0 |
| 07T-713.09 | Relocate Electronics Department in Building "K" | $257,396 | $257,396 | $0 |

# Los Angeles Trade-Tech College
## Non Active and Non-Pending Sub-Projects

| Completed | | Current Budget | EAC | Funding Variance |
|---|---|---|---|---|
| 07T-714.01 | Construction Technology Yard - Toilet modular Facilities | $478,698 | $478,698 | $0 |
| 07T-714.03 | Construction Technology Yard and Storage Building | $1,653,185 | $1,653,185 | $0 |
| 07T-715.01 | Fashion and Fine Arts Building - HVAC Upgrade | $3,566,641 | $3,566,641 | $0 |
| 07T-715.02 | Fashion and Fine Arts Building - Miscellaneous Finish Upgrade | $1,314,853 | $1,314,853 | $0 |
| 07T-715.03 | Fashion and Fine Arts Building - ADA/Fire Life Safety Improvement | $13,019 | $13,019 | $0 |
| 07T-715.05 | UPGRADE EXIST. CHALKBOARD | $8,337 | $8,337 | $0 |
| 07T-717.01 | Building C - Space Heating System | $54,858 | $54,858 | $0 |
| 07T-718.01 | Building E - Space Heating System | $441,089 | $441,089 | $0 |
| 07T-718.02 | Building E - Relocate Telephone System | $8,920 | $8,920 | $0 |
| 07T-719.00 | Olive Street Parking | $13,403,996 | $13,403,996 | $0 |
| 07T-720.01 | East Parking Structure - Increment 1 and B Permit | $39,672,324 | $39,672,324 | $0 |
| 07T-720.03 | East Campus Grounds Improvements | $1,873,023 | $1,873,023 | $0 |
| 07T-723.01 | Demolition of Facilities/Temporary Parking along Grand Avenue | $183,401 | $183,401 | $0 |
| 07T-772.01 | Emergency Lighting, Fire Alarm and Security Systems - General | $643,240 | $643,240 | $0 |
| 07T-772.02 | Emergency Lighting, Fire Alarm and Security Systems - Information Tec | $226,632 | $226,632 | $0 |
| 07T-772.03 | Emergency Lighting, Fire Alarm and Security Systems - Electrical Site I | $393,274 | $393,274 | $0 |
| 07T-772.04 | Emergency Lighting, Fire Alarm and Security Systems - Campus Secur | $443,546 | $443,546 | $0 |
| 07T-772.06 | East Campus Substation and Electrical Distribution System | $5,299,261 | $5,299,261 | $0 |
| 07T-773.01 | RWGPL - F Ramp | $4,548,605 | $4,548,605 | $0 |
| 07T-773.07 | Grand Avenue Enhancement Phase 2 | $0 | $0 | $0 |
| 07T-774.01 | Signage for Public Information | $203,771 | $203,771 | $0 |
| 07T-779.01 | Campus-Wide Improvements - New Fuel Tanks | $159,389 | $159,389 | $0 |
| 07T-779.02 | Campus-Wide Improvements - Removal of Existing Fuel Tanks | $127,232 | $127,232 | $0 |
| 07T-779.08 | Campus Improvements - Onsite Telecommunication Services | $11,985 | $11,985 | $0 |
| 07T-779.09 | Trade-Technical-Campus Improvements Underground Fuel Tanks Phas | $199,992 | $199,992 | $0 |
| 07T-779.10 | Campus-Wide Information Technology Upgrade | $18,506,499 | $18,506,499 | $0 |
| 07T-779.11 | Campus-Wide Improvements - General | $2,431,284 | $2,431,284 | $0 |
| 07T-779.12 | Campus-Wide Improvements General - Phase 2 | $5,348,196 | $5,348,196 | $0 |
| 07T-779.13 | Campus-Wide Improvements General - Phase 3 | $9,179,463 | $9,179,463 | $0 |
| 07T-779.15 | Demo of Elm & Aloe Hall | $3,476,285 | $3,476,285 | $0 |
| 07T-779.18 | Demolish Temporary North Tent | $95,199 | $95,199 | $0 |
| 07T-786.01 | Demand Side Energy Optimization | $57,212 | $57,212 | $0 |
| 07T-788.01 | Transportation and Accessibility Improvements - Onsite | $41,806 | $41,806 | $0 |
| 07T-788.03 | Transportation and Accessibility Improvements - ADA Transition | $125,938 | $125,938 | $0 |
| | | **$347,755,787** | **$347,755,787** | **$0** |

| Support Services | | Current Budget | EAC | Funding Variance |
|---|---|---|---|---|
| 07T-756.01 | DW-SCANNING & CODING | $463 | $463 | $0 |
| 07T-789.00 | Campus Program Management - Asset Assessment and Move Manage | $1,060,745 | $1,060,745 | $0 |
| 07T-790.00 | Campus Program Management - Program Management Services | $12,159,672 | $12,159,672 | $0 |
| 07T-790.OCIP | Trade - OCIP | $4,036,906 | $4,036,906 | $0 |
| 07T-791.00 | Campus Program Management - Project Management Services | $19,142,821 | $19,142,821 | $0 |
| 07T-792.00 | Campus Program Management - Reimbursables | $162,671 | $162,671 | $0 |
| 07T-793.00 | Campus Program Management - Legal Services | $963,611 | $963,611 | $0 |

# Los Angeles Trade-Tech College
## Non Active and Non-Pending Sub-Projects

| Support Services | | Current Budget | EAC | Funding Variance |
|---|---|---|---|---|
| 07T-794.00 | Campus Program Management - Performance/Financial Auditing servic | $505,475 | $505,475 | $0 |
| 07T-795.00 | Campus Program Management - Other Consulting Services | $4,028,877 | $4,028,877 | $0 |
| 07T-797.00 | Campus Program Management - Election Costs - Prop A | $58,053 | $58,053 | $0 |
| 07T-799.00 | Campus Program Management - Owner's Reserve | $2,537,201 | $2,537,201 | $0 |
| 07T-7PR.00 | Program Reserve 2017 Release - Trade | $1,318,665 | $1,318,665 | $0 |
| | | **$45,975,161** | **$45,975,161** | **$0** |

| Land Aquisition | | Current Budget | EAC | Funding Variance |
|---|---|---|---|---|
| 07T-701.01 | South Campus - Demolition | $901,378 | $901,378 | $0 |
| 07T-778.00 | Land Acquisition - South Campus | $18,858,105 | $18,858,105 | $0 |
| 07T-778.01 | Land Acquisition - East Campus | $33,501,206 | $33,501,206 | $0 |
| | | **$53,260,689** | **$53,260,689** | **$0** |

| Master Plan | | Current Budget | EAC | Funding Variance |
|---|---|---|---|---|
| 07T-760.01 | Master Planning Phase II | $0 | $0 | $0 |
| 07T-760.02 | EIR Phase II | $0 | $0 | $0 |
| 07T-760.03 | Survey Phase II | $0 | $0 | $0 |
| 07T-770.00 | Master Planning | $963,725 | $963,725 | $0 |
| 07T-780.00 | Master Planning - Site Survey and Infrastructure Studies | $257,683 | $257,683 | $0 |
| 07T-781.00 | Master Planning - Environmental Impact Report (EIR) | $291,078 | $291,078 | $0 |
| 07T-783.00 | Master Planning - Soil Testing | $162,687 | $162,687 | $0 |
| | | **$1,675,174** | **$1,675,174** | **$0** |

| Procurement | | Current Budget | EAC | Funding Variance |
|---|---|---|---|---|
| 07T-754.01 | Waterless urinals | $295 | $295 | $0 |
| 07T-754.02 | Video Conference - Construction | $0 | $0 | $0 |
| 07T-755.02 | Bulk Purchase - Power tools | $87 | $87 | $0 |
| 07T-755.03 | Bulk Purchase - ATHLET/FIT EQUIPMENT | $4 | $4 | $0 |
| 07T-755.04 | Bulk Purchase - Musical Instruments | $357 | $357 | $0 |
| 07T-755.05 | Video Conference Equipment | $0 | $0 | $0 |
| 07T-755.06 | Bulk Purchase - CHILD DEV CTR F&E | $14 | $14 | $0 |
| | | **$756** | **$756** | **$0** |

| Deferred | | Current Budget | EAC | Funding Variance |
|---|---|---|---|---|
| 07T-775.01 | Re-grout and Seal Tiles in Restrooms | $0 | $0 | $0 |
| | | **$0** | **$0** | **$0** |

# Los Angeles Trade-Tech College
Exhibit C

## Exhibit C
## Los Angeles Trade-Tech College
## Budget Transfer Log (2014 thru 2017 Rebaseline)

# Los Angeles Valley College
## College Building Program Overview

Los Angeles Valley College is located in the heart of Los Angeles's San Fernando Valley. Founded in 1949, LAVC is an urban oasis containing over 1,800 trees and plants and is the first community college in California to earn a Tree Campus USA designation multiple times. Over 140 associate degree programs and certificate programs are offered at LAVC. Popular majors include Accounting, Administration of Justice, Biology, Business Management, Child Development, Computer Applications & Office Technology, Engineering, Fire Technology, Liberal Arts & Sciences, Mathematics, Media Arts, Music, Psychology, Registered Nursing, Respiratory Therapy, and Sociology.

The community surrounding LAVC is home to hundreds of movie and television industry professionals, and the college embraces these industries into its educational and facility master plans. Currently, under construction at LAVC is a new state-of-the-art media and performing arts facility known as Valley Academic and Cultural Center (VACC). The new 118,000 Square foot, three-story facility includes indoor and outdoor performing spaces including a 430-seat Main Theatre, 221-seat Screening Theatre, 143-seat Horseshoe Theatre, smart classrooms, audio/video labs, the college radio station, production/control rooms, and a scene shop for set building.

There are also two new projects about to begin construction. LAVC just completed the bidding process for both a partial remodel of the North Gym that creates a dance/exercise studio and a campus-wide Accessibility (ADA) project that significantly improves handicap access throughout the campus. These projects will start construction in the Fall of 2018.

Numerous recently completed projects support and enhance student activity. They include the Student Union (Monarch Center and Parking Structure) which features a 66,000 gross square foot building, bookstore, cafeteria, health center, coffee shop, and other facilities for student functions including a new 1,200 space parking garage. Also, recently completed is the two-story, 70,000 square foot Administration and Career Advancement building which provides office space for the college administration, the workforce development programs, 13 new classrooms, and a conference center.

**COLLEGE PROGRESS SUMMARY (January 2019)**

| Sub Project Number | Sub Project Title | % Complete | Academic Occupancy Date | Progress Summary |
|---|---|---|---|---|
| 08V-801.00 | Valley Academic and Cultural Center | 45.00% | 08/31/2020 | Construction in progress. |
| 08V-845.00 | Energy Infrastructure and Security System Improvements | 12.00% | 02/07/2020 | Construction in progress. |

# Los Angeles Valley College
# College Funding and Overall Budget

Valley College is currently undergoing a $768 million renovation and building program to renovate existing buildings and build new sustainable buildings. Existing classroom buildings are being updated with new technology and will meet or exceed current energy efficiency standards. Towards that goal, all new campus structures are being built as LEED-certified (Leadership in Energy and Environmental Design) buildings.

This ambitious program all began when the voters of Los Angeles approved Proposition A in 2001 and Proposition AA in 2003 to help improve college facilities at Los Angeles Valley College. Later, Los Angeles voters approved Measure J in 2008 and Measure CC in 2016 to further improve college facilities and expand educational programs to meet the growing needs of the community.

## PROGRAM FUNDING

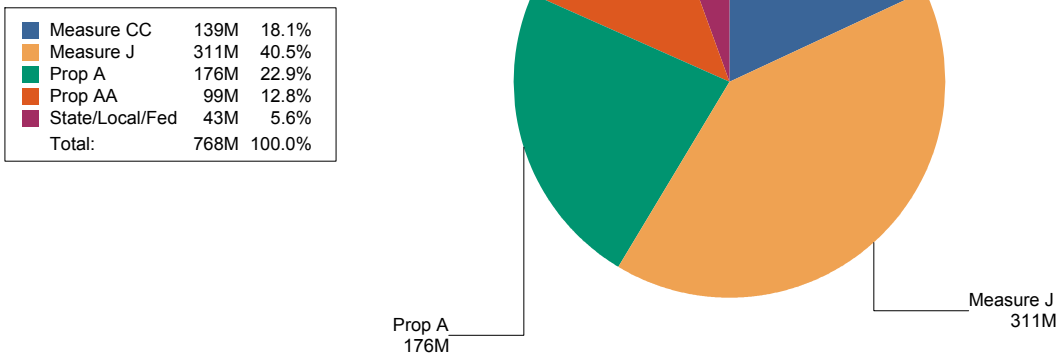


## COLLEGE BUDGET

| Cost Type "Bucket" | [a] Current Budget | [b] Contracted | [c] Expended | [d] Estimate at Completion | [e]=[a]-[d] Budget Variance |
|---|---|---|---|---|---|
| Asset, Move, Legal/Audit & Specialty | $15,859,610 | $9,731,138 | $9,593,805 | $15,813,417 | $46,194 |
| Furniture, Fixtures & Equipment | $33,695,850 | $28,158,427 | $27,991,376 | $33,192,489 | $503,361 |
| Program & Project Management | $66,300,676 | $58,549,114 | $57,328,609 | $66,326,675 | $(25,999) |
| Construction | $573,275,225 | $431,642,886 | $373,171,279 | $573,935,433 | $(660,208) |
| Owner's Reserve | $5,650 | $5,650 | $5,650 | $5,650 | $0 |
| Land Acquisition | $893 | $893 | $893 | $893 | $0 |
| Programming & Design | $79,295,568 | $66,227,835 | $64,048,948 | $79,158,916 | $136,652 |
| Total Budget | $768,433,472 | $594,315,943 | $532,140,559 | $768,433,472 | $0 |

# Los Angeles Valley College
## Sub-Project List

**SUB-PROJECTS**

| Sub-Project ID | Project/Building Name | Status | [a] Current Budget | [b] Estimate at Completion | [c]=[a]-[b] Budget Variance | Academic Occupancy Date |
|---|---|---|---|---|---|---|
| 08V-801.00 | Valley Academic and Cultural Center | In Construction | $114,176,393 | $114,176,393 | $0 | 08/31/2020 |
| 08V-803.01 | Allied Health & Science Center | In Const Procurement | $3,153,269 | $3,153,269 | $0 | 08/26/2019 |
| 08V-819.02 | Campus Center Building - Basement and 1st Floor | In Programming | $2,728,804 | $2,728,804 | $0 | 06/01/2022 |
| 08V-819.05 | Campus Center - Alpha Data Center Upgrade | In Programming | $1,057,500 | $1,057,500 | $0 | 06/01/2022 |
| 08V-825.01 | Gym Complex Phase 2 | In Construction | $2,886,488 | $2,886,488 | $0 | 06/17/2019 |
| 08V-845.00 | Energy Infrastructure and Security System Improvements | In Construction | $13,977,122 | $13,977,122 | $0 | 02/07/2020 |
| 08V-851.00 | Academic Complex 1, Phase 1 | In Prog. Procurement | $116,512,820 | $116,512,820 | $0 | 05/06/2027 |
| 08V-851.01 | Swing Space | In Prog. Procurement | $1,437,177 | $1,437,177 | $0 | 06/13/2022 |
| 08V-876.05 | Demo Emergency Services Training Building | In Prog. Procurement | $2,434,286 | $2,434,286 | $0 | 01/26/2023 |
| 08V-876.07 | Demo Admin 1,2,3 Buildings | In Prog. Procurement | $322,074 | $322,074 | $0 | 01/26/2023 |
| 08V-876.08 | Demo Campus Project Team Modular Building | In Prog. Procurement | $88,333 | $88,333 | $0 | 01/26/2023 |
| 08V-876.11 | Demo Bungalows 1-77 | In Des. Procurement | $4,532,179 | $4,532,179 | $0 | 06/15/2020 |
| 08V-876.12 | Demo Behavioral Science Building | In Prog. Procurement | $3,410,489 | $3,410,489 | $0 | 07/11/2028 |
| 08V-876.13 | Demo Math Science Building | In Prog. Procurement | $4,855,209 | $4,855,209 | $0 | 08/10/2028 |
| 08V-876.14 | Demo Business Journalism Building | In Prog. Procurement | $5,412,984 | $5,412,984 | $0 | 08/10/2028 |
| 08V-876.15 | Demo Bungalows 80-85 | In Prog. Procurement | $366,574 | $366,574 | $0 | 10/09/2028 |
| 08V-876.16 | Demo Theater Arts Building | In Prog. Procurement | $4,216,749 | $4,216,749 | $0 | 08/30/2021 |
| | **Total Active Subprojects** | | **$281,568,446** | **$281,568,446** | **$0** | |
| 08V-823.01 | Motion Picture Renovation | Deferred | $62,931 | $62,931 | $0 | |
| 08V-844.00 | Sustainable Mall | Deferred | $172,707 | $172,707 | $0 | 11/21/2023 |
| 08V-847.00 | New Planetarium Expansion | Future | $151,440 | $151,440 | $0 | 06/17/2024 |
| 08V-872.00 | Campus-Wide Improvements - Emergency Lighting, Fire Alarm and Security System | Deferred | $788,047 | $788,047 | $0 | 10/11/2023 |
| 08V-873.10 | RWGPL - Parking Lots H and J | Future | $76,393 | $76,393 | $0 | 05/24/2023 |
| | **Total Pending Subprojects** | | **$1,251,517** | **$1,251,517** | **$0** | |
| Cancelled* | | | $54,121 | $54,121 | $0 | |

*Completed and Cancelled Sub-Projects are Reference Exhibit B.

# Los Angeles Valley College
## Sub-Project List

| | | | |
|---|---|---|---|
| Completed* | $427,330,160 | $426,536,391 | $793,769 |
| Master Plan | $10,496,313 | $10,496,313 | $0 |
| Miscellaneous | $1,192,844 | $1,192,844 | $0 |
| Procurement | $49,992 | $49,992 | $0 |
| Support Services | $46,490,078 | $47,283,847 | $(793,769) |
| **All Remaining Subprojects** | **$485,613,508** | **$485,613,508** | **$0** |
| **Total Los Angeles Valley College Subprojects** | **$768,433,472** | **$768,433,472** | **$0** |

*Completed and Cancelled Sub-Projects are Reference Exhibit B.

# Los Angeles Valley College
# Sub-Project/Building Level Detail

## 08V-801.00 - Valley Academic and Cultural Center

### SUB-PROJECT PROFILE

***OVERALL STATUS: In Construction***

DESCRIPTION: Construction of a new two story, 118,000 GSF. building. Project consist of a new theater and classroom building for the performing and media arts programs at Los Angeles Valley College. The building is a two story concrete and steel structure with a partial basement. The building will house a 430-seat main stage theater, a 143-seat horseshoe theater, a 221-seat screening theater, and a lab theater. The building will also house specialized teaching facilities geared to both the performing and media arts programs, such as: a 76 seat smart lecture hall, several smart classrooms, a scene shop, costume shop, photography studio, radio station, foley room, film studio, and other highly technical and sound sensitive spaces. The exterior improvements include an outdoor amphitheater, hardscaping, and landscaping.

| DESIGN START | NTP CONSTRUCTION | SUBSTANTIAL COMPLETION | ACADEMIC OCCUPANCY |
|---|---|---|---|
| 09/23/2009 | 09/12/2016 | 06/18/2020 | 08/31/2020 |

### SUB-PROJECT COST BREAKDOWN

| Cost Type "Bucket" | [a] Current Budget | [b] Contracted | [c] Expended | [d] Estimate at Completion | [e]=[a]-[d] Budget Variance |
|---|---|---|---|---|---|
| Asset, Move, Legal/Audit & Specialty | $324,431 | $155,303 | $136,987 | $324,431 | $0 |
| Construction | $91,473,016 | $81,489,851 | $35,635,909 | $91,473,016 | $0 |
| Furniture, Fixtures & Equipment | $4,003,518 | $0 | $0 | $4,003,518 | $0 |
| Program & Project Management | $7,075,506 | $4,117,046 | $4,117,046 | $7,075,506 | $0 |
| Programming & Design | $11,299,922 | $10,641,370 | $9,342,583 | $11,299,922 | $0 |
| Total Budget | $114,176,393 | $96,403,569 | $49,232,525 | $114,176,393 | $0 |

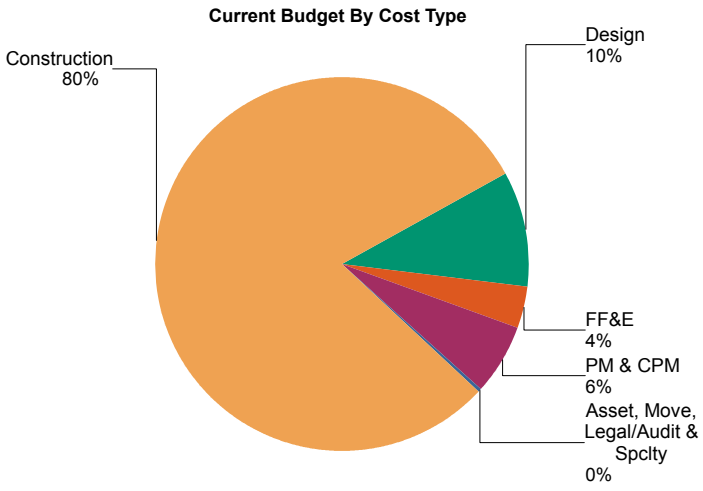


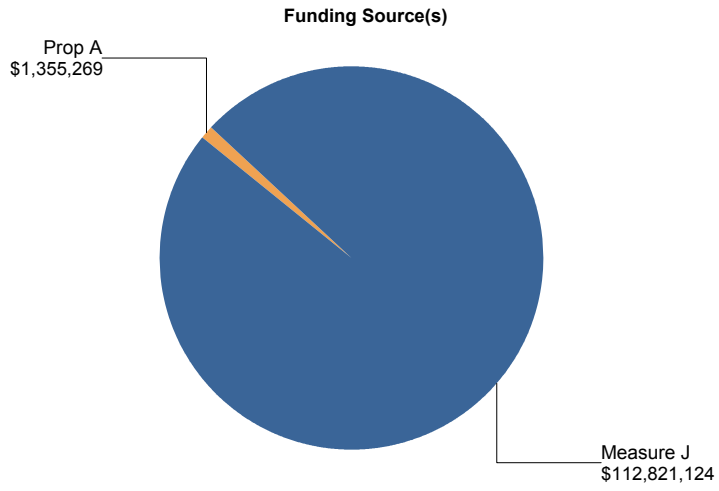

# Los Angeles Valley College
# Sub-Project/Building Level Detail

## 08V-803.01 - Allied Health & Science Center

### SUB-PROJECT PROFILE

***OVERALL STATUS: In Const Procurement***

DESCRIPTION: Allied Health & Science Center (AHSC) - The Project scope is to complete construction defects to the building envelope per report and analysis provided by Robert Tittle Architect & Associates. Additionally to the building envelope construction defects there are plumbing construction defects required in the Chemistry Department per a report by Winzler Kelly and finally to complete the buildings remaining punch list items never completed by the original contractor.

| DESIGN START | NTP CONSTRUCTION | SUBSTANTIAL COMPLETION | ACADEMIC OCCUPANCY |
|---|---|---|---|
| 03/16/2016 | 03/01/2019 | 08/19/2019 | 08/26/2019 |

### SUB-PROJECT COST BREAKDOWN

| Cost Type "Bucket" | [a] Current Budget | [b] Contracted | [c] Expended | [d] Estimate at Completion | [e]=[a]-[d] Budget Variance |
|---|---|---|---|---|---|
| Asset, Move, Legal/Audit & Specialty | $170,062 | $11,096 | $3,181 | $170,062 | $0 |
| Construction | $2,084,319 | $156,152 | $41,434 | $2,084,319 | $0 |
| Furniture, Fixtures & Equipment | $10,707 | $10,707 | $10,707 | $10,707 | $0 |
| Program & Project Management | $200,976 | $113,045 | $113,045 | $200,976 | $0 |
| Programming & Design | $687,205 | $564,858 | $410,358 | $687,205 | $0 |
| Total Budget | $3,153,269 | $855,858 | $578,725 | $3,153,269 | $0 |

**Current Budget By Cost Type**

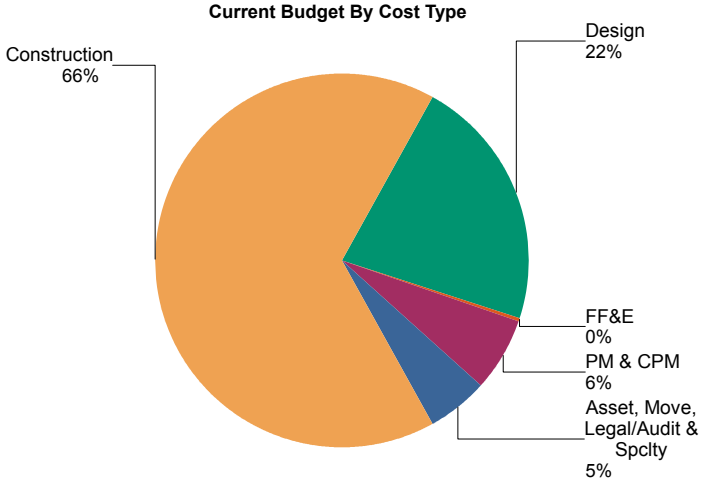


**Funding Source(s)**

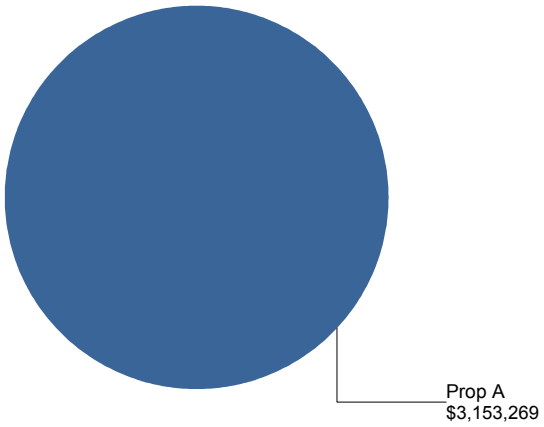

# Los Angeles Valley College
# Sub-Project/Building Level Detail

## 08V-819.02 - Campus Center Building - Basement and 1st Floor

### SUB-PROJECT PROFILE

***OVERALL STATUS: In Programming***

DESCRIPTION: Renovation of CC basement and 1st floor.

| DESIGN START | NTP CONSTRUCTION | SUBSTANTIAL COMPLETION | ACADEMIC OCCUPANCY |
|---|---|---|---|
| 04/30/2019 | 05/05/2021 | 05/04/2022 | 06/01/2022 |

### SUB-PROJECT COST BREAKDOWN

| Cost Type "Bucket" | [a] Current Budget | [b] Contracted | [c] Expended | [d] Estimate at Completion | [e]=[a]-[d] Budget Variance |
|---|---|---|---|---|---|
| Asset, Move, Legal/Audit & Specialty | $63,085 | $0 | $0 | $63,085 | $0 |
| Construction | $1,066,234 | $66,215 | $66,215 | $1,066,234 | $0 |
| Furniture, Fixtures & Equipment | $619,250 | $76,873 | $76,873 | $619,250 | $0 |
| Program & Project Management | $468,942 | $157,150 | $157,150 | $468,942 | $0 |
| Programming & Design | $511,293 | $82,355 | $82,313 | $511,293 | $0 |
| Total Budget | $2,728,804 | $382,592 | $382,551 | $2,728,804 | $0 |

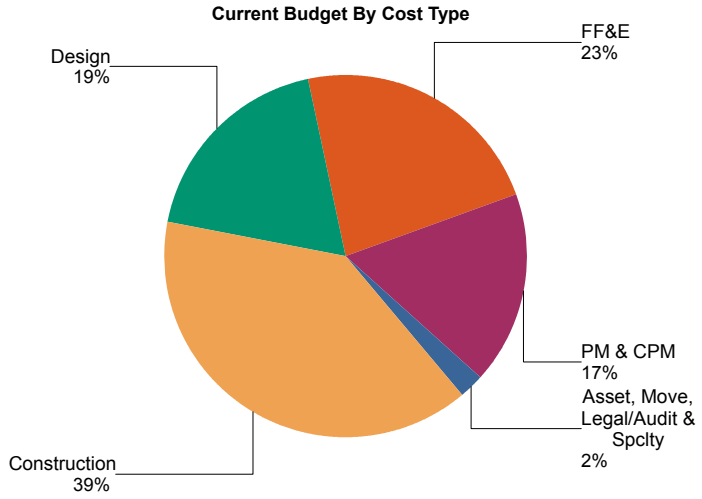


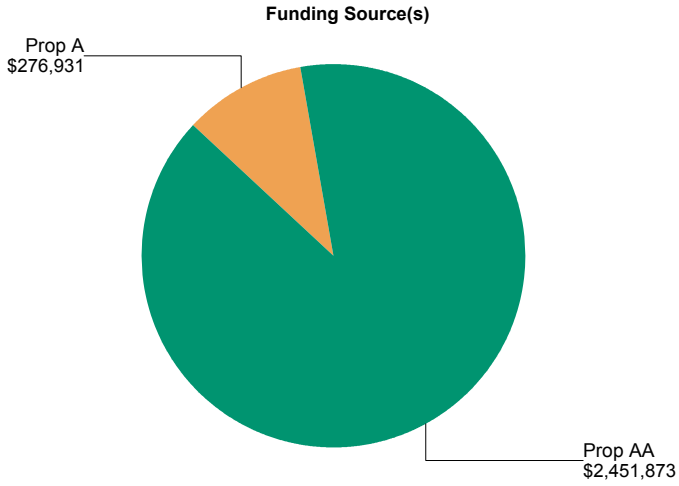

# Los Angeles Valley College
# Sub-Project/Building Level Detail

## 08V-819.05 - Campus Center - Alpha Data Center Upgrade

### SUB-PROJECT PROFILE

***OVERALL STATUS: In Programming***

DESCRIPTION: The upgrades to the Alpha Data Center at Los Angeles Valley College include design, mechanical and electrical systems update, to allow additional and future capacity of the College data equipment and systems.

More specifically, the scope of work will include:

1)Demolishing the existing AC System
2)Provide cooling for three equipment rows with hot/cold aisle assignments.
3)Four new, ducted CRAC units at 5-tons capacity each
4) A new natural gas emergency generator required to power HVAC equipment and emergency lighting
5) A new automatic transfer switch for the new proposed emergency generator.

| DESIGN START | NTP CONSTRUCTION | SUBSTANTIAL COMPLETION | ACADEMIC OCCUPANCY |
|---|---|---|---|
| 04/30/2019 | 05/05/2021 | 05/04/2022 | 06/01/2022 |

### SUB-PROJECT COST BREAKDOWN

| Cost Type "Bucket" | [a] Current Budget | [b] Contracted | [c] Expended | [d] Estimate at Completion | [e]=[a]-[d] Budget Variance |
|---|---|---|---|---|---|
| Construction | $908,905 | $0 | $0 | $908,905 | $0 |
| Programming & Design | $148,595 | $29,872 | $14,803 | $148,595 | $0 |
| Total Budget | $1,057,500 | $29,872 | $14,803 | $1,057,500 | $0 |

**Current Budget By Cost Type**

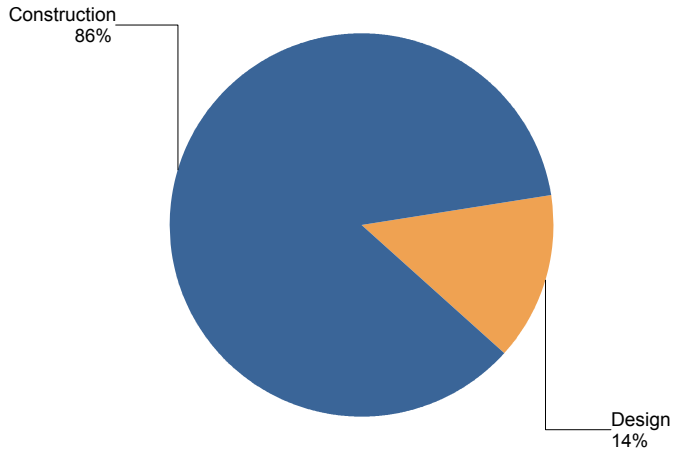


**Funding Source(s)**

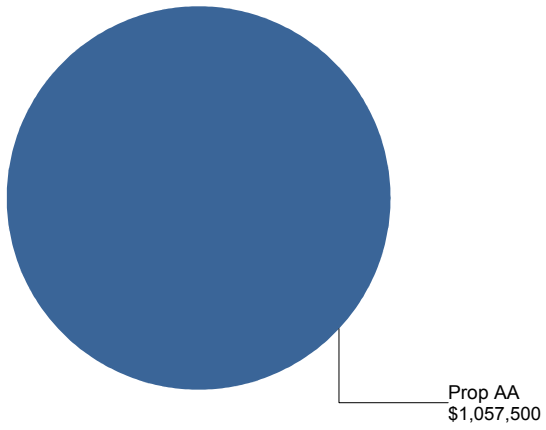

# Los Angeles Valley College
# Sub-Project/Building Level Detail

## 08V-825.01 - Gym Complex Phase 2

### SUB-PROJECT PROFILE

***OVERALL STATUS: In Construction***

DESCRIPTION: Renovation of portion of the Gym Center left out of the Phase 1 scope of work.

| DESIGN START | NTP CONSTRUCTION | SUBSTANTIAL COMPLETION | ACADEMIC OCCUPANCY |
|---|---|---|---|
| 03/11/2016 | 08/20/2018 | 03/15/2019 | 06/17/2019 |

### SUB-PROJECT COST BREAKDOWN

| Cost Type "Bucket" | [a] Current Budget | [b] Contracted | [c] Expended | [d] Estimate at Completion | [e]=[a]-[d] Budget Variance |
|---|---|---|---|---|---|
| Asset, Move, Legal/Audit & Specialty | $6,096 | $6,096 | $6,053 | $6,096 | $0 |
| Construction | $2,089,175 | $1,721,274 | $366,900 | $2,089,175 | $0 |
| Furniture, Fixtures & Equipment | $89,496 | $68,284 | $2,962 | $89,496 | $0 |
| Program & Project Management | $202,000 | $63,081 | $63,081 | $202,000 | $0 |
| Programming & Design | $499,721 | $414,524 | $306,469 | $499,721 | $0 |
| Total Budget | $2,886,488 | $2,273,259 | $745,464 | $2,886,488 | $0 |

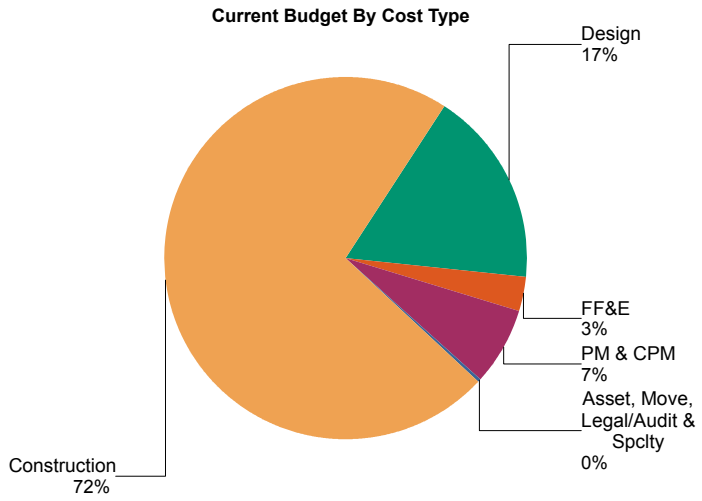


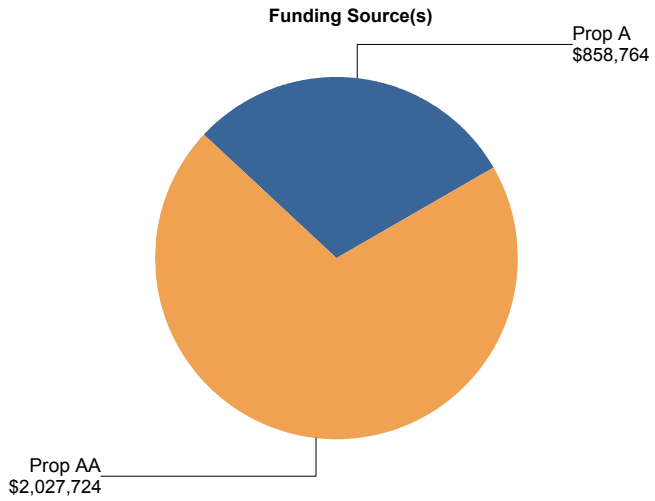

# Los Angeles Valley College
# Sub-Project/Building Level Detail

## 08V-845.00 - Energy Infrastructure and Security System Improvements

### SUB-PROJECT PROFILE

***OVERALL STATUS: In Construction***

DESCRIPTION: Upgrade and improve outdated facilities/IT infrastructure throughout the campus.

| DESIGN START | NTP CONSTRUCTION | SUBSTANTIAL COMPLETION | ACADEMIC OCCUPANCY |
|---|---|---|---|
| 01/19/2016 | 11/13/2018 | 01/17/2020 | 02/07/2020 |

### SUB-PROJECT COST BREAKDOWN

| Cost Type "Bucket" | [a] Current Budget | [b] Contracted | [c] Expended | [d] Estimate at Completion | [e]=[a]-[d] Budget Variance |
|---|---|---|---|---|---|
| Asset, Move, Legal/Audit & Specialty | $105,463 | $105,463 | $60,426 | $105,463 | $0 |
| Construction | $10,453,956 | $9,291,999 | $49,406 | $10,453,956 | $0 |
| Furniture, Fixtures & Equipment | $134,724 | $133,341 | $133,341 | $134,724 | $0 |
| Program & Project Management | $1,649,433 | $1,491,601 | $1,491,601 | $1,649,433 | $0 |
| Programming & Design | $1,633,546 | $1,304,833 | $1,090,596 | $1,633,546 | $0 |
| Total Budget | $13,977,122 | $12,327,237 | $2,825,370 | $13,977,122 | $0 |

**Current Budget By Cost Type**

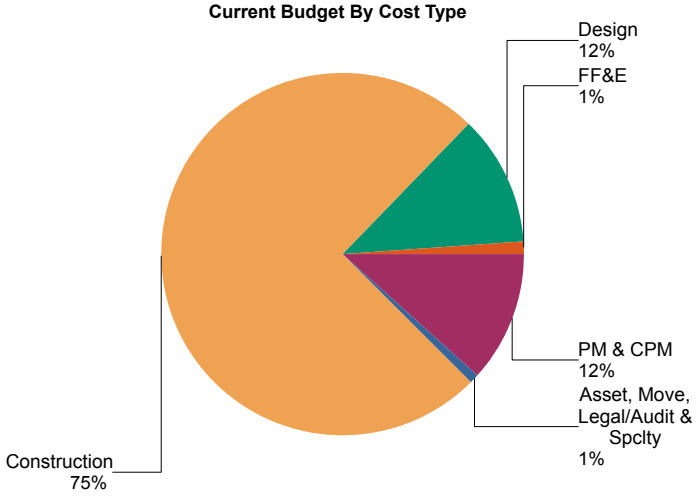


**Funding Source(s)**

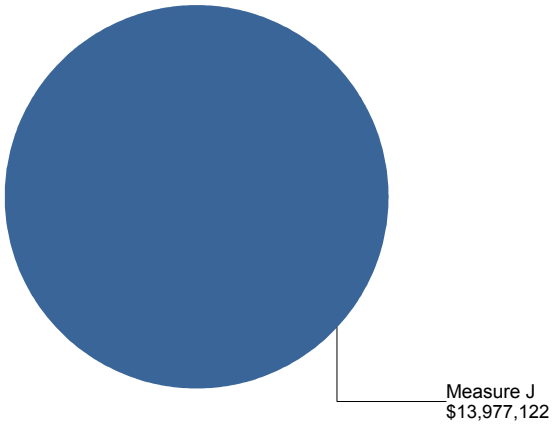

# Los Angeles Valley College
# Sub-Project/Building Level Detail

## 08V-851.00 - Academic Complex 1, Phase 1

### SUB-PROJECT PROFILE

***OVERALL STATUS: In Prog. Procurement***

DESCRIPTION: Construction of new Academic Complex 1 Phase 1 building. The Academic Complex 1 will include studies such as Business, Math, Philosophy, Economics, Sociology, Ethnic Studies, and Emergency Services. The new Academic Complex #1 Phase 1 building will include approximately 34,800 ASF (classrooms), 6,800 ASF (faculty and staff offices) and 8,300 ASF (lab space) and miscellaneous utility and support rooms. The actual number and size of the spaces to be constructed will be refined in the upcoming Programming Phase.

| DESIGN START | NTP CONSTRUCTION | SUBSTANTIAL COMPLETION | ACADEMIC OCCUPANCY |
|---|---|---|---|
| 08/03/2020 | 06/08/2023 | 02/07/2027 | 05/06/2027 |

### SUB-PROJECT COST BREAKDOWN

| Cost Type "Bucket" | [a] Current Budget | [b] Contracted | [c] Expended | [d] Estimate at Completion | [e]=[a]-[d] Budget Variance |
|---|---|---|---|---|---|
| Asset, Move, Legal/Audit & Specialty | $4,660,513 | $0 | $0 | $4,660,513 | $0 |
| Construction | $97,870,768 | $0 | $0 | $97,870,768 | $0 |
| Program & Project Management | $4,660,513 | $0 | $0 | $4,660,513 | $0 |
| Programming & Design | $9,321,026 | $0 | $0 | $9,321,026 | $0 |
| Total Budget | $116,512,820 | $0 | $0 | $116,512,820 | $0 |

**Current Budget By Cost Type**

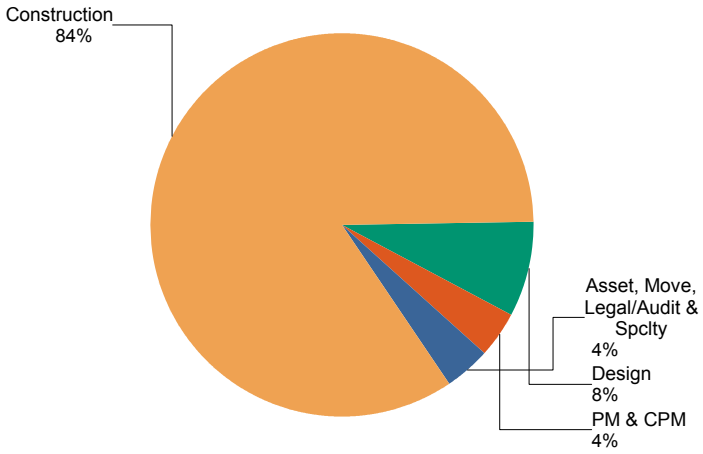


**Funding Source(s)**

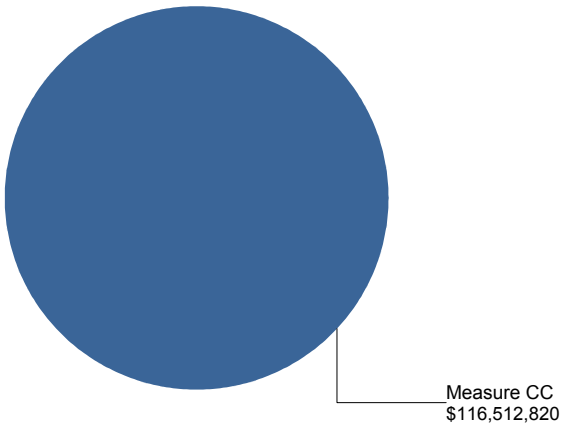

# Los Angeles Valley College
# Sub-Project/Building Level Detail

## 08V-851.01 - Swing Space

### SUB-PROJECT PROFILE

***OVERALL STATUS: In Prog. Procurement***

DESCRIPTION: Construction of new Swing Space for occupants of Admin 1,2,3 and CPT modular building during Academic Complex #1 Phase #1 construction

| DESIGN START | NTP CONSTRUCTION | SUBSTANTIAL COMPLETION | ACADEMIC OCCUPANCY |
|---|---|---|---|
| 08/03/2020 | 07/21/2021 | 02/20/2022 | 06/13/2022 |

### SUB-PROJECT COST BREAKDOWN

| Cost Type "Bucket" | [a] Current Budget | [b] Contracted | [c] Expended | [d] Estimate at Completion | [e]=[a]-[d] Budget Variance |
|---|---|---|---|---|---|
| Asset, Move, Legal/Audit & Specialty | $57,487 | $0 | $0 | $57,487 | $0 |
| Construction | $1,207,229 | $0 | $0 | $1,207,229 | $0 |
| Program & Project Management | $57,487 | $0 | $0 | $57,487 | $0 |
| Programming & Design | $114,974 | $0 | $0 | $114,974 | $0 |
| Total Budget | $1,437,177 | $0 | $0 | $1,437,177 | $0 |

**Current Budget By Cost Type**

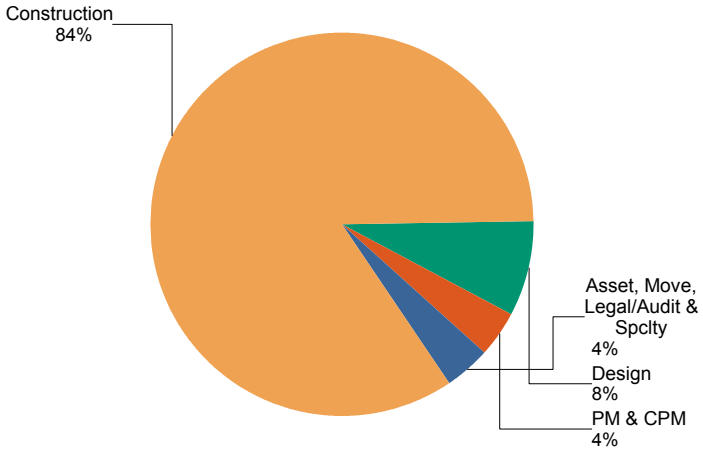


**Funding Source(s)**

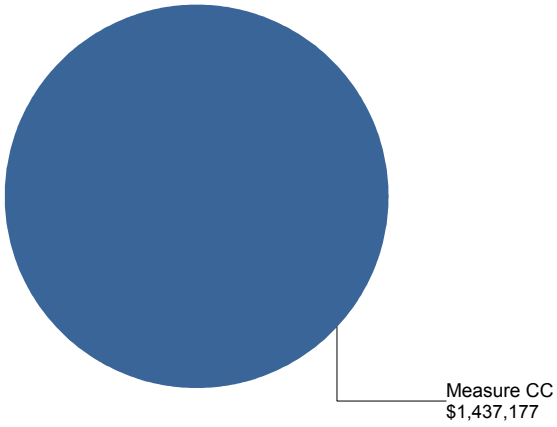

# Los Angeles Valley College
# Sub-Project/Building Level Detail

## 08V-876.05 - Demo Emergency Services Training Building

### SUB-PROJECT PROFILE

***OVERALL STATUS: In Prog. Procurement***

DESCRIPTION: Demolition of the Demo Emergency Services Training Building. This demo project will help create the space needed for the construction of a new Academic Complex #1 building

| DESIGN START | NTP CONSTRUCTION | SUBSTANTIAL COMPLETION | ACADEMIC OCCUPANCY |
|---|---|---|---|
| 08/03/2020 | 08/20/2022 | 12/26/2022 | 01/26/2023 |

### SUB-PROJECT COST BREAKDOWN

| Cost Type "Bucket" | [a] Current Budget | [b] Contracted | [c] Expended | [d] Estimate at Completion | [e]=[a]-[d] Budget Variance |
|---|---|---|---|---|---|
| Asset, Move, Legal/Audit & Specialty | $97,371 | $0 | $0 | $97,371 | $0 |
| Construction | $2,044,800 | $0 | $0 | $2,044,800 | $0 |
| Program & Project Management | $97,371 | $0 | $0 | $97,371 | $0 |
| Programming & Design | $194,743 | $0 | $0 | $194,743 | $0 |
| Total Budget | $2,434,286 | $0 | $0 | $2,434,286 | $0 |

**Current Budget By Cost Type**

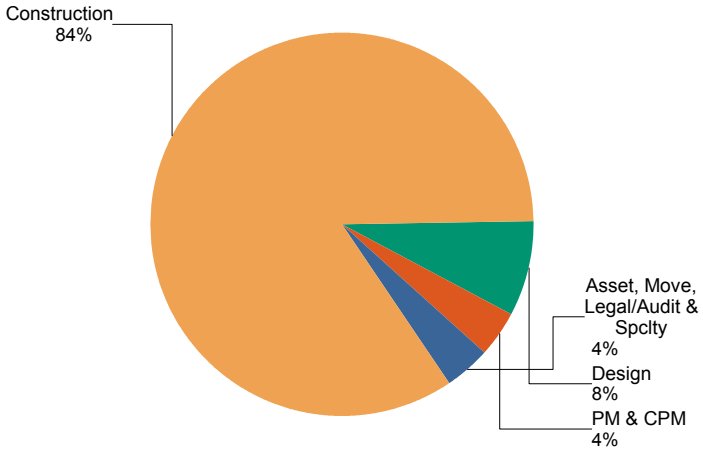


**Funding Source(s)**

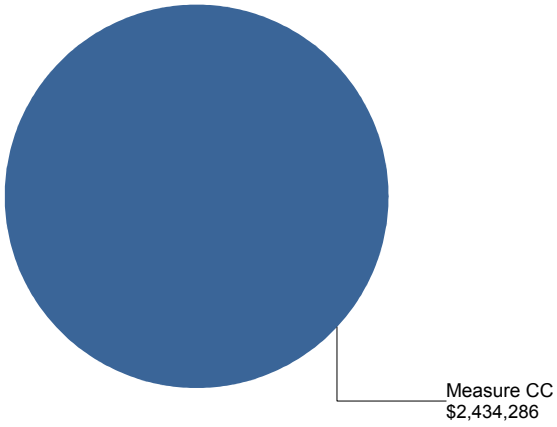

# Los Angeles Valley College
# Sub-Project/Building Level Detail

## 08V-876.07 - Demo Admin 1,2,3 Buildings

### SUB-PROJECT PROFILE

***OVERALL STATUS: In Prog. Procurement***

DESCRIPTION: Demolition of Admin 1,2,3 Buildings. This demo project will help create the space needed for the construction of a new Academic Complex #1 building.

| DESIGN START | NTP CONSTRUCTION | SUBSTANTIAL COMPLETION | ACADEMIC OCCUPANCY |
|---|---|---|---|
| 08/03/2020 | 08/20/2022 | 12/26/2022 | 01/26/2023 |

### SUB-PROJECT COST BREAKDOWN

| Cost Type "Bucket" | [a] Current Budget | [b] Contracted | [c] Expended | [d] Estimate at Completion | [e]=[a]-[d] Budget Variance |
|---|---|---|---|---|---|
| Asset, Move, Legal/Audit & Specialty | $12,883 | $0 | $0 | $12,883 | $0 |
| Construction | $270,542 | $0 | $0 | $270,542 | $0 |
| Program & Project Management | $12,883 | $0 | $0 | $12,883 | $0 |
| Programming & Design | $25,766 | $0 | $0 | $25,766 | $0 |
| Total Budget | $322,074 | $0 | $0 | $322,074 | $0 |

**Current Budget By Cost Type**

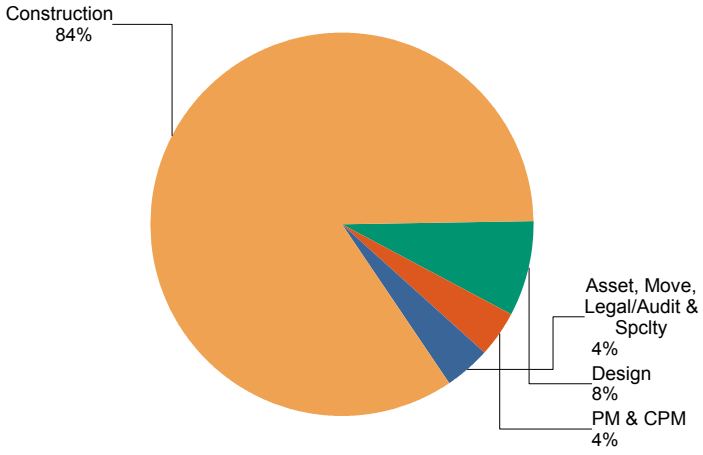


**Funding Source(s)**

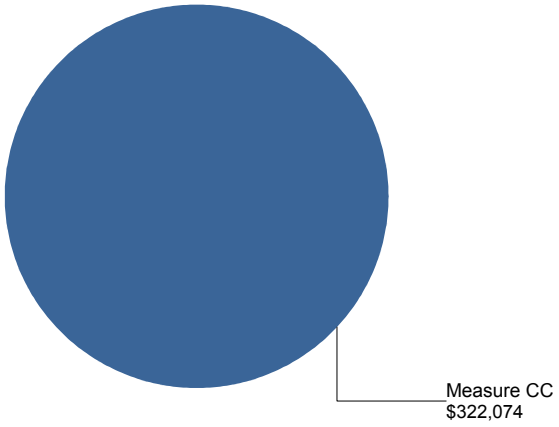

# Los Angeles Valley College
# Sub-Project/Building Level Detail

## 08V-876.08 - Demo Campus Project Team Modular Building

### SUB-PROJECT PROFILE

***OVERALL STATUS: In Prog. Procurement***

DESCRIPTION: Demolition of CPT modular building. This demo project will help create the space needed for the construction of a new Academic Complex #1 building.

| DESIGN START | NTP CONSTRUCTION | SUBSTANTIAL COMPLETION | ACADEMIC OCCUPANCY |
|---|---|---|---|
| 08/03/2020 | 08/20/2022 | 12/26/2022 | 01/26/2023 |

### SUB-PROJECT COST BREAKDOWN

| Cost Type "Bucket" | [a] Current Budget | [b] Contracted | [c] Expended | [d] Estimate at Completion | [e]=[a]-[d] Budget Variance |
|---|---|---|---|---|---|
| Asset, Move, Legal/Audit & Specialty | $3,533 | $0 | $0 | $3,533 | $0 |
| Construction | $74,199 | $0 | $0 | $74,199 | $0 |
| Program & Project Management | $3,533 | $0 | $0 | $3,533 | $0 |
| Programming & Design | $7,067 | $0 | $0 | $7,067 | $0 |
| Total Budget | $88,333 | $0 | $0 | $88,333 | $0 |

**Current Budget By Cost Type**

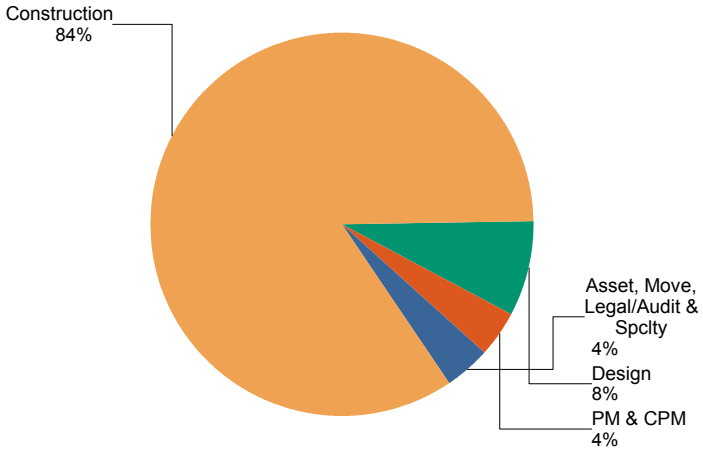


**Funding Source(s)**

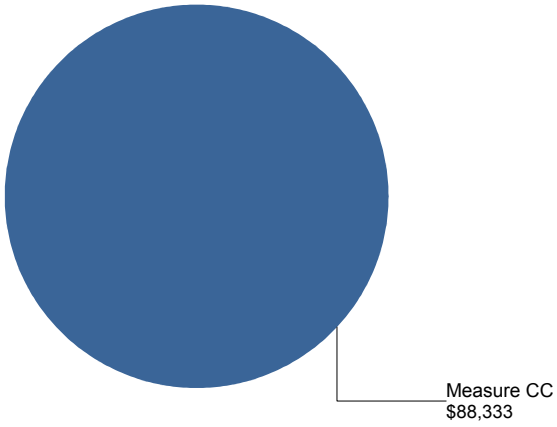

# Los Angeles Valley College
# Sub-Project/Building Level Detail

## 08V-876.11 - Demo Bungalows 1-77

### SUB-PROJECT PROFILE

***OVERALL STATUS: In Des. Procurement***

DESCRIPTION: Abate and demolish Bungalows 1-77 and coffee house: remove asphalt, rough grade site, compact soil to 85%. Install gates at driveway entrances on Ethel Street and Burbank Blvd.

| DESIGN START | NTP CONSTRUCTION | SUBSTANTIAL COMPLETION | ACADEMIC OCCUPANCY |
|---|---|---|---|
| 03/27/2019 | 08/28/2019 | 03/26/2020 | 06/15/2020 |

### SUB-PROJECT COST BREAKDOWN

| Cost Type "Bucket" | [a] Current Budget | [b] Contracted | [c] Expended | [d] Estimate at Completion | [e]=[a]-[d] Budget Variance |
|---|---|---|---|---|---|
| Asset, Move, Legal/Audit & Specialty | $133,299 | $0 | $0 | $133,299 | $0 |
| Construction | $3,958,951 | $34,046 | $0 | $3,958,951 | $0 |
| Furniture, Fixtures & Equipment | $183,141 | $0 | $0 | $183,141 | $0 |
| Program & Project Management | $242,010 | $0 | $0 | $242,010 | $0 |
| Programming & Design | $14,777 | $12 | $12 | $14,777 | $0 |
| Total Budget | $4,532,179 | $34,058 | $12 | $4,532,179 | $0 |

**Current Budget By Cost Type**

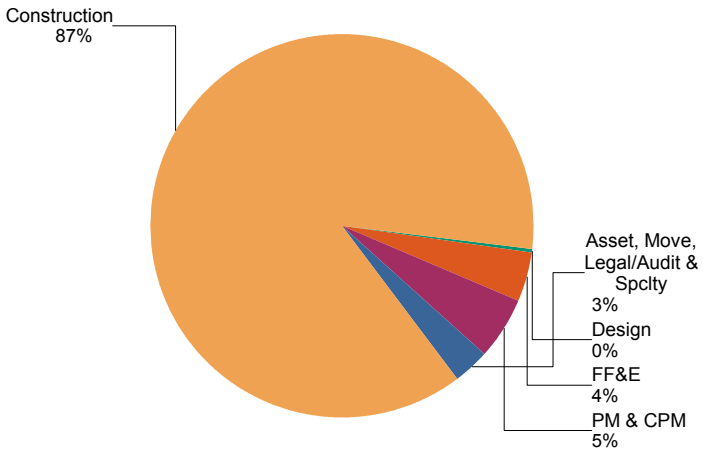


**Funding Source(s)**

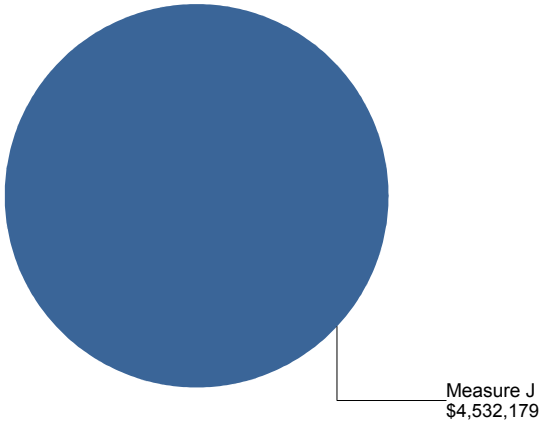

# Los Angeles Valley College
# Sub-Project/Building Level Detail

## 08V-876.12 - Demo Behavioral Science Building

### SUB-PROJECT PROFILE

***OVERALL STATUS: In Prog. Procurement***

DESCRIPTION: Demolition of the Behavioral Science Building.

| DESIGN START | NTP CONSTRUCTION | SUBSTANTIAL COMPLETION | ACADEMIC OCCUPANCY |
|---|---|---|---|
| 08/03/2020 | 08/14/2027 | 05/11/2028 | 07/11/2028 |

### SUB-PROJECT COST BREAKDOWN

| Cost Type "Bucket" | [a] Current Budget | [b] Contracted | [c] Expended | [d] Estimate at Completion | [e]=[a]-[d] Budget Variance |
|---|---|---|---|---|---|
| Asset, Move, Legal/Audit & Specialty | $136,420 | $0 | $0 | $136,420 | $0 |
| Construction | $2,864,810 | $0 | $0 | $2,864,810 | $0 |
| Program & Project Management | $136,420 | $0 | $0 | $136,420 | $0 |
| Programming & Design | $272,839 | $0 | $0 | $272,839 | $0 |
| Total Budget | $3,410,489 | $0 | $0 | $3,410,489 | $0 |

**Current Budget By Cost Type**

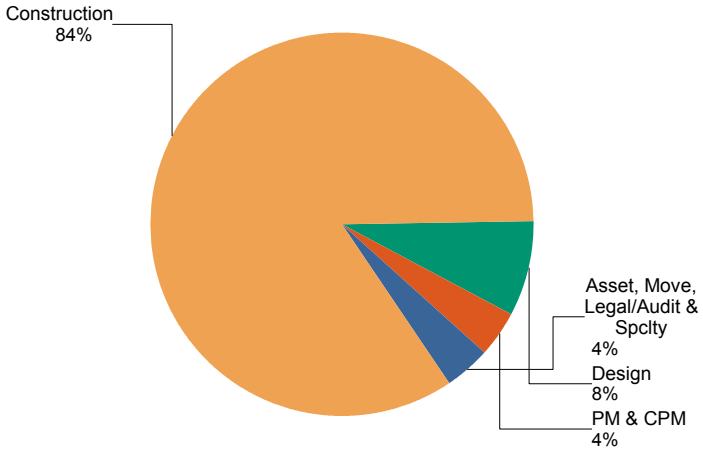


**Funding Source(s)**

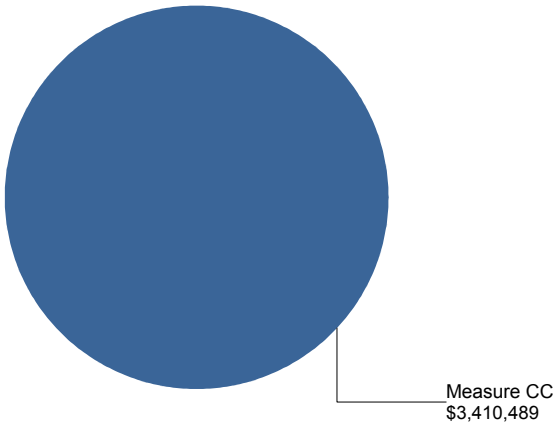

# Los Angeles Valley College
# Sub-Project/Building Level Detail

## 08V-876.13 - Demo Math Science Building

### SUB-PROJECT PROFILE

***OVERALL STATUS: In Prog. Procurement***

DESCRIPTION: Demolition of the Math Science Building.

| DESIGN START | NTP CONSTRUCTION | SUBSTANTIAL COMPLETION | ACADEMIC OCCUPANCY |
|---|---|---|---|
| 08/03/2020 | 10/13/2027 | 07/10/2028 | 08/10/2028 |

### SUB-PROJECT COST BREAKDOWN

| Cost Type "Bucket" | [a] Current Budget | [b] Contracted | [c] Expended | [d] Estimate at Completion | [e]=[a]-[d] Budget Variance |
|---|---|---|---|---|---|
| Asset, Move, Legal/Audit & Specialty | $194,208 | $0 | $0 | $194,208 | $0 |
| Construction | $4,078,375 | $0 | $0 | $4,078,375 | $0 |
| Program & Project Management | $194,208 | $0 | $0 | $194,208 | $0 |
| Programming & Design | $388,417 | $0 | $0 | $388,417 | $0 |
| Total Budget | $4,855,209 | $0 | $0 | $4,855,209 | $0 |

**Current Budget By Cost Type**

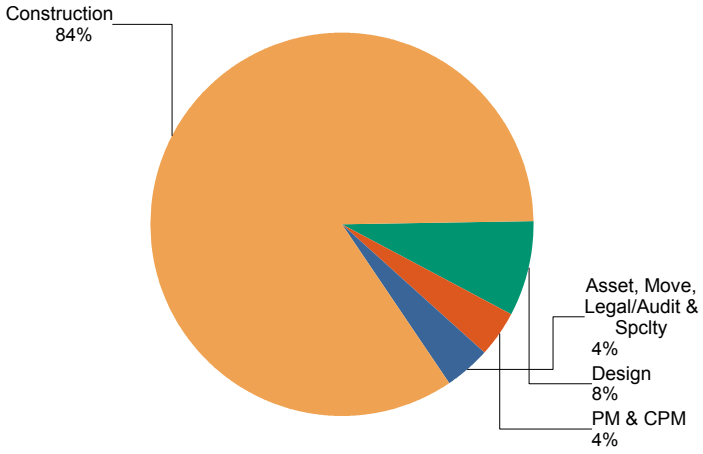


**Funding Source(s)**

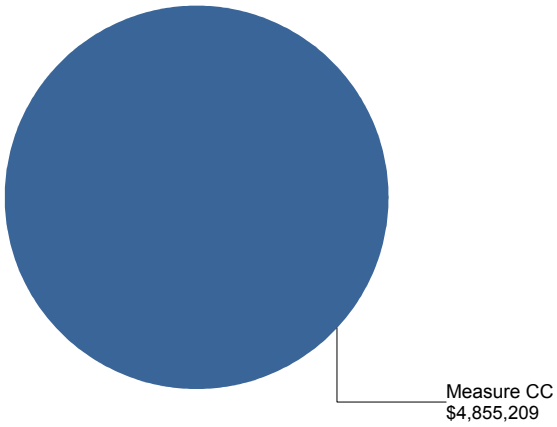

# Los Angeles Valley College
# Sub-Project/Building Level Detail

## 08V-876.14 - Demo Business Journalism Building

### SUB-PROJECT PROFILE

***OVERALL STATUS: In Prog. Procurement***

DESCRIPTION: Demolition of the Business Journalism Building.

| DESIGN START | NTP CONSTRUCTION | SUBSTANTIAL COMPLETION | ACADEMIC OCCUPANCY |
|---|---|---|---|
| 08/03/2020 | 10/13/2027 | 07/10/2028 | 08/10/2028 |

### SUB-PROJECT COST BREAKDOWN

| Cost Type "Bucket" | [a] Current Budget | [b] Contracted | [c] Expended | [d] Estimate at Completion | [e]=[a]-[d] Budget Variance |
|---|---|---|---|---|---|
| Asset, Move, Legal/Audit & Specialty | $216,519 | $0 | $0 | $216,519 | $0 |
| Construction | $4,546,907 | $0 | $0 | $4,546,907 | $0 |
| Program & Project Management | $216,519 | $0 | $0 | $216,519 | $0 |
| Programming & Design | $433,039 | $0 | $0 | $433,039 | $0 |
| Total Budget | $5,412,984 | $0 | $0 | $5,412,984 | $0 |

**Current Budget By Cost Type**

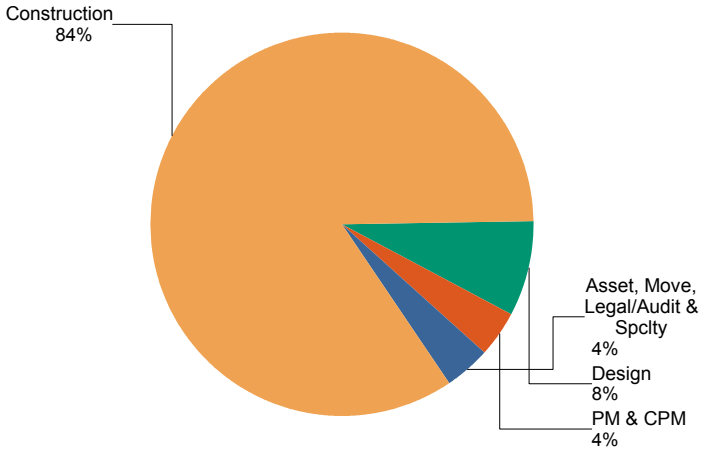


**Funding Source(s)**

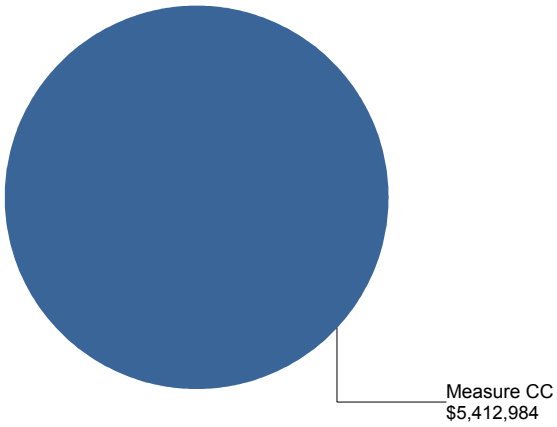

# Los Angeles Valley College
# Sub-Project/Building Level Detail

## 08V-876.15 - Demo Bungalows 80-85

### SUB-PROJECT PROFILE

***OVERALL STATUS: In Prog. Procurement***

DESCRIPTION: Demolition of Bungalows 80-85. This demo project will help create the space needed for the construction of a new Academic Complex #1 building.

| DESIGN START | NTP CONSTRUCTION | SUBSTANTIAL COMPLETION | ACADEMIC OCCUPANCY |
|---|---|---|---|
| 08/03/2020 | 12/12/2027 | 09/08/2028 | 10/09/2028 |

### SUB-PROJECT COST BREAKDOWN

| Cost Type "Bucket" | [a] Current Budget | [b] Contracted | [c] Expended | [d] Estimate at Completion | [e]=[a]-[d] Budget Variance |
|---|---|---|---|---|---|
| Asset, Move, Legal/Audit & Specialty | $14,663 | $0 | $0 | $14,663 | $0 |
| Construction | $307,922 | $0 | $0 | $307,922 | $0 |
| Program & Project Management | $14,663 | $0 | $0 | $14,663 | $0 |
| Programming & Design | $29,326 | $0 | $0 | $29,326 | $0 |
| Total Budget | $366,574 | $0 | $0 | $366,574 | $0 |

**Current Budget By Cost Type**

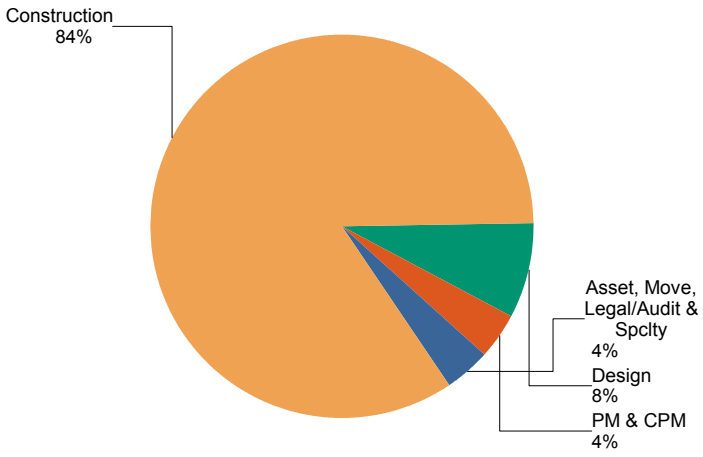


**Funding Source(s)**

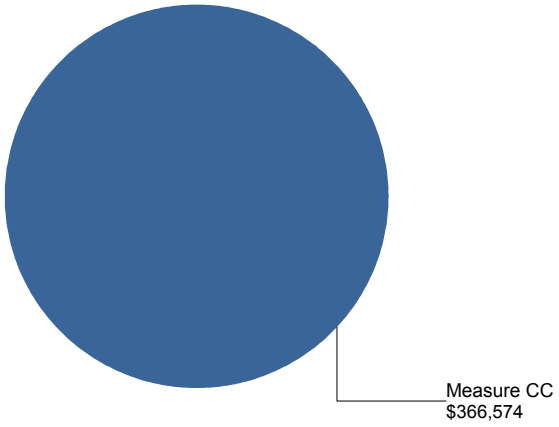

# Los Angeles Valley College
# Sub-Project/Building Level Detail

## 08V-876.16 - Demo Theater Arts Building

### SUB-PROJECT PROFILE

***OVERALL STATUS: In Prog. Procurement***

DESCRIPTION: Demolition of the Theater Arts Building. The Theater Arts Building will be vacated when the construction of the new Valley Academic and Cultural Center (VACC) is completed in 2020. There is no projected use for this building in the future.

| DESIGN START | NTP CONSTRUCTION | SUBSTANTIAL COMPLETION | ACADEMIC OCCUPANCY |
|---|---|---|---|
| 05/29/2020 | 11/22/2020 | 07/21/2021 | 08/30/2021 |

### SUB-PROJECT COST BREAKDOWN

| Cost Type "Bucket" | [a] Current Budget | [b] Contracted | [c] Expended | [d] Estimate at Completion | [e]=[a]-[d] Budget Variance |
|---|---|---|---|---|---|
| Asset, Move, Legal/Audit & Specialty | $168,670 | $0 | $0 | $168,670 | $0 |
| Construction | $3,542,069 | $0 | $0 | $3,542,069 | $0 |
| Program & Project Management | $168,670 | $0 | $0 | $168,670 | $0 |
| Programming & Design | $337,340 | $0 | $0 | $337,340 | $0 |
| Total Budget | $4,216,749 | $0 | $0 | $4,216,749 | $0 |

**Current Budget By Cost Type**

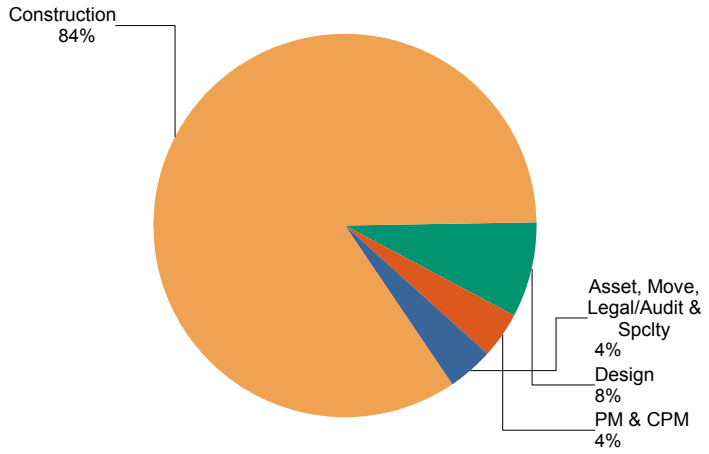


**Funding Source(s)**

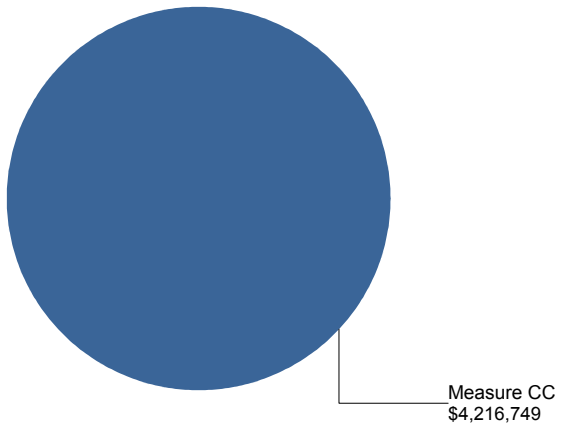

# Los Angeles Valley College
Exhibit A

## Exhibit A
## Los Angeles Valley College
## Budget Transfer Log

# Los Angeles Valley College
## Sub-Project/Building Level Budget Transfer Log

| Proj Ref | Project/Building Name | Established Budget | Current Budget | Variance | Approved Date |
|---|---|---|---|---|---|
| 08V-801.00 | Valley Academic and Cultural Center | $105,990,566 | $105,990,566 | | 01/31/2017 |
| | | | $114,176,393 | $8,185,827 | 05/03/2018 |
| 08V-803.01 | Allied Health & Science Center | $3,588,269 | $3,588,269 | | 01/31/2017 |
| | | | $3,153,269 | $(435,000) | 07/19/2018 |
| 08V-819.02 | Campus Center Building - Basement and 1st Floor | $2,728,804 | $2,728,804 | | 01/31/2017 |
| 08V-819.05 | Campus Center - Alpha Data Center Upgrade | $1,057,500 | $1,057,500 | | 01/31/2017 |
| 08V-823.01 | Motion Picture Renovation | $62,931 | $62,931 | | 01/31/2017 |
| 08V-825.01 | Gym Complex Phase 2 | $2,027,724 | $2,027,724 | | 01/31/2017 |
| | | | $2,886,488 | $858,764 | 07/31/2018 |
| 08V-844.00 | Sustainable Mall | $172,707 | $172,707 | | 01/31/2017 |
| 08V-845.00 | Energy Infrastructure and Security System Improvements | $13,977,122 | $13,977,122 | | 01/31/2017 |
| 08V-847.00 | New Planetarium Expansion | $151,440 | $151,440 | | 01/31/2017 |
| 08V-851.00 | Academic Complex 1, Phase 1 | $116,512,820 | $116,512,820 | | 01/31/2017 |
| 08V-851.01 | Swing Space | $1,437,177 | $1,437,177 | | 01/31/2017 |
| 08V-872.00 | Campus-Wide Improvements - Emergency Lighting, Fire Alarm a | $1,723,576 | $1,723,576 | | 01/31/2017 |
| | | | $864,812 | $(858,764) | 07/31/2018 |
| | | | $788,047 | $(76,765) | 08/27/2018 |
| 08V-873.10 | RWGPL - Parking Lots H and J | $26,393 | $26,393 | | 01/31/2017 |
| | | | $76,393 | $50,000 | 08/16/2018 |
| 08V-876.05 | Demo Emergency Services Training Building | $2,434,286 | $2,434,286 | | 01/31/2017 |
| 08V-876.07 | Demo Admin 1,2,3 Buildings | $322,074 | $322,074 | | 01/31/2017 |

Budget transfers performed to reflect campus project re-prioritization of the strategic execution plan.

# Los Angeles Valley College
## Sub-Project/Building Level Budget Transfer Log

| Proj Ref | Project/Building Name | Established Budget | Current Budget | Variance | Approved Date |
|---|---|---|---|---|---|
| 08V-876.08 | Demo Campus Project Team Modular Building | $88,333 | $88,333 | | 01/31/2017 |
| 08V-876.11 | Demo Bungalows 1-77 | $4,532,179 | $4,532,179 | | 01/31/2017 |
| 08V-876.12 | Demo Behavioral Science Building | $3,410,489 | $3,410,489 | | 01/31/2017 |
| 08V-876.13 | Demo Math Science Building | $4,855,209 | $4,855,209 | | 01/31/2017 |
| 08V-876.14 | Demo Business Journalism Building | $5,412,984 | $5,412,984 | | 01/31/2017 |
| 08V-876.15 | Demo Bungalows 80-85 | $366,574 | $366,574 | | 01/31/2017 |
| 08V-876.16 | Demo Theater Arts Building | $4,216,749 | $4,216,749 | | 01/31/2017 |

Budget transfers performed to reflect campus project re-prioritization of the strategic execution plan.

# Los Angeles Valley College
Exhibit B

## Exhibit B
## Los Angeles Valley College
## Non-Active and Non-Pending Subprojects

# Los Angeles Valley College
## Non Active and Non-Pending Sub-Projects

| Cancelled | | Current Budget | EAC | Funding Variance |
|---|---|---|---|---|
| 08V-846.00 | Panorama City Education | $0 | $0 | $0 |
| 08V-876.09 | Demolition - Bungalows 80-85 | $54,121 | $54,121 | $0 |
| 08V-876.10 | Demolition of Theater Arts Building | $0 | $0 | $0 |
| | | **$54,121** | **$54,121** | **$0** |

| Completed | | Current Budget | EAC | Funding Variance |
|---|---|---|---|---|
| 08V-802.00 | Library and Learning Resource Center | $32,427,596 | $32,427,596 | $0 |
| 08V-803.00 | Allied Health and Sciences Center | $68,324,517 | $68,324,517 | $0 |
| 08V-805.00 | Maintenance and Operations, Sheriff Station | $8,786,487 | $8,786,487 | $0 |
| 08V-809.00 | Student Service Center | $25,780,899 | $25,822,457 | $(41,558) |
| 08V-810.00 | Life Sciences Building | $1,631,316 | $1,631,316 | $0 |
| 08V-812.00 | Business Journalism Building | $1,919,667 | $1,919,667 | $0 |
| 08V-813.00 | Planetarium Building Modernization | $2,472,396 | $2,472,396 | $0 |
| 08V-814.00 | Engineering Building | $1,709,117 | $1,709,117 | $0 |
| 08V-815.00 | Math and Science Building | $1,555,678 | $1,555,678 | $0 |
| 08V-816.00 | Humanities Building | $1,749,598 | $1,749,598 | $0 |
| 08V-817.00 | Foreign Language Building | $1,165,326 | $1,165,326 | $0 |
| 08V-818.00 | Behavioral Science Building | $965,444 | $965,444 | $0 |
| 08V-819.01 | Campus Center Building - 2nd Floor Classrooms & Elevator | $1,002,535 | $1,002,535 | $0 |
| 08V-820.00 | Art Building - Renovation | $2,263,973 | $2,263,973 | $0 |
| 08V-820.01 | Art Building - Gallery Ceiling | $151,522 | $151,522 | $0 |
| 08V-821.00 | Music Building | $1,959,033 | $1,959,033 | $0 |
| 08V-823.00 | Motion Picture Building - TV Broadcasting Studio Expansion | $2,240,788 | $2,240,788 | $0 |
| 08V-825.00 | Gym Building | $21,728,920 | $21,728,920 | $0 |
| 08V-828.00 | Admin Building | $478,827 | $478,827 | $0 |
| 08V-831.00 | Child Development Center | $16,710,909 | $16,710,909 | $0 |
| 08V-832.00 | Family Resource Center | $776,508 | $776,508 | $0 |
| 08V-834.00 | Theatre Arts Building | $3,124,257 | $3,124,257 | $0 |
| 08V-835.02 | Field House - Stadium Track and Practice Field | $5,689,522 | $5,689,522 | $0 |
| 08V-835.03 | Field House - Concession Stand & Restrooms | $2,462,862 | $2,462,862 | $0 |
| 08V-836.00 | Community Workforce Development Center/New Administration | $44,439,318 | $43,645,548 | $793,769 |
| 08V-837.00 | Athletic Training Facility | $35,842,535 | $35,842,535 | $0 |
| 08V-839.00 | Multi-Purpose Community Services Center | $25,163,820 | $25,163,820 | $0 |
| 08V-840.00 | Parking Lots/Internal Roads | $2,677,483 | $2,677,483 | $0 |
| 08V-840.02 | Parking Lot D - Stormwater Implementation | $364,462 | $364,462 | $0 |
| 08V-841.00 | Parking Structure | $18,222,918 | $18,222,918 | $0 |
| 08V-842.00 | Monarch Center (Student Union Annex) | $37,832,079 | $37,790,521 | $41,558 |
| 08V-849.04 | Bungalow Upgrade | $85,000 | $85,000 | $0 |
| 08V-873.01 | RWGPL - General | $6,057,562 | $6,057,562 | $0 |
| 08V-873.04 | RWGPL - Phase 1 Courtyard, Monuments and Graphic | $465,824 | $465,824 | $0 |
| 08V-873.05 | RWGPL - Phase 1 - Marquee | $317,737 | $317,737 | $0 |
| 08V-873.06 | RWGPL - Phase 1 Center Courtyard & Phase 1 Art Courtyard | $981,670 | $981,670 | $0 |
| 08V-873.07 | RWGPL- MTA Bus Station Extension | $2,195,103 | $2,195,103 | $0 |
| 08V-873.08 | RWGPL - Wayfinding and Site Furnishing - Phase 1 | $1,009,149 | $1,009,149 | $0 |

# Los Angeles Valley College
## Non Active and Non-Pending Sub-Projects

| Completed | | Current Budget | EAC | Funding Variance |
|---|---|---|---|---|
| 08V-873.09 | RWGPL - Library Border & Wayfinding Phase 2 | $546,770 | $546,770 | $0 |
| 08V-875.01 | Campus-Wide Improvements - Restrooms - Priority | $451,545 | $451,545 | $0 |
| 08V-875.02 | Campus-Wide Improvements - Restrooms | $2,147,491 | $2,147,491 | $0 |
| 08V-876.02 | Demolition - Plant Facilities for Allied Health | $130,963 | $130,963 | $0 |
| 08V-876.06 | Demolition - Pedestrian Bridge over Ethel Avenue | $6,852 | $6,852 | $0 |
| 08V-877.05 | Temporary Facilities - Move Business Office From Campus Center | $513,875 | $513,875 | $0 |
| 08V-877.07 | Temporary Facilities - Field House/Lockers | $37,060 | $37,060 | $0 |
| 08V-877.09 | Temporary Facilities - Library Relocation | $4,513,030 | $4,513,030 | $0 |
| 08V-879.01 | Campus-Wide Improvements - Utilities Infrastructure | $796,144 | $796,144 | $0 |
| 08V-879.02 | Campus-Wide Improvements - Central Plant/Utilities Infrastructure | $25,889,845 | $25,889,845 | $0 |
| 08V-879.03 | Campus-Wide Improvements - IT Department | $3,924,509 | $3,924,509 | $0 |
| 08V-879.05 | Campus-Wide Improvement - IT Department Phase 2 | $527,625 | $527,625 | $0 |
| 08V-879.06 | Campus Improvement - Building Upgrade | $5,112,094 | $5,112,094 | $0 |
| | | **$427,330,160** | **$426,536,391** | **$793,769** |

| Support Services | | Current Budget | EAC | Funding Variance |
|---|---|---|---|---|
| 08V-856.01 | DW-SCANNING & CODING | $544 | $544 | $0 |
| 08V-889.00 | Campus Program Management - Asset Assessment and Move Manage | $969,077 | $969,077 | $0 |
| 08V-890.00 | Campus Program Management - Program Management Services | $14,473,036 | $14,473,036 | $0 |
| 08V-890.OCIP | Valley - OCIP | $4,356,201 | $4,356,201 | $0 |
| 08V-891.00 | Campus Program Management - Project Management Services | $16,873,533 | $16,873,533 | $0 |
| 08V-892.00 | Campus Program Management - Reimbursables | $202,407 | $202,407 | $0 |
| 08V-893.00 | Campus Program Management - Legal Services | $492,311 | $492,311 | $0 |
| 08V-894.00 | Campus Program Management - Performance/Financial Auditing Servi | $428,428 | $428,428 | $0 |
| 08V-895.00 | Campus Program Management - Other consulting Services | $4,642,110 | $4,650,260 | $(8,150) |
| 08V-896.00 | Campus Program Management - Inspection and Testing | $602 | $602 | $0 |
| 08V-897.00 | Campus Program Management - Election Costs - Prop A | $69,412 | $69,412 | $0 |
| 08V-899.00 | Campus Program Management - Owner's Reserve | $5,650 | $5,650 | $0 |
| 08V-8PR.00 | Program Reserve 2017 Release - Valley | $3,976,766 | $4,762,385 | $(785,619) |
| | | **$46,490,078** | **$47,283,847** | **$(793,769)** |

| Master Plan | | Current Budget | EAC | Funding Variance |
|---|---|---|---|---|
| 08V-860.01 | Master Planning Phase II | $0 | $0 | $0 |
| 08V-860.02 | EIR Phase II | $0 | $0 | $0 |
| 08V-860.03 | Survey Phase II | $0 | $0 | $0 |
| 08V-870.00 | Master Planning | $6,010,800 | $6,010,800 | $0 |
| 08V-877.00 | Temporary Facilities - Relocation, Acquisition | $2,099,283 | $2,099,283 | $0 |
| 08V-880.00 | Master Planning - Site Survey and Infrastructure Studies | $1,650,059 | $1,650,059 | $0 |
| 08V-881.00 | Master Planning - Environmental Impact Report (EIR) | $736,171 | $736,171 | $0 |
| | | **$10,496,313** | **$10,496,313** | **$0** |

| Procurement | | Current Budget | EAC | Funding Variance |
|---|---|---|---|---|
| 08V-854.01 | Waterless urinals | $49,446 | $49,446 | $0 |
| 08V-854.02 | Video Conference - Construction | $0 | $0 | $0 |

# Los Angeles Valley College
## Non Active and Non-Pending Sub-Projects

| Procurement | | Current Budget | EAC | Funding Variance |
|---|---|---|---|---|
| 08V-855.02 | Bulk Purchase - Power tools | $102 | $102 | $0 |
| 08V-855.03 | Bulk Purchase - ATHLET/FIT EQUIPMENT | $4 | $4 | $0 |
| 08V-855.04 | Bulk Purchase - Musical Instruments | $423 | $423 | $0 |
| 08V-855.05 | Video Conference Equipment | $0 | $0 | $0 |
| 08V-855.06 | Bulk Purchase - CHILD DEV CTR F&E | $16 | $16 | $0 |
| | | **$49,992** | **$49,992** | **$0** |

| Miscellaneous | | Current Budget | EAC | Funding Variance |
|---|---|---|---|---|
| 08V-809.01 | Student Services - Public Arts | $180,000 | $180,000 | $0 |
| 08V-873.03 | RWGPL - Phase 1 Campus Landscaping Renovations | $73,262 | $73,262 | $0 |
| 08V-874.00 | Campus-Wide Improvements - Signage for Safety and Public Informatic | $24,563 | $24,563 | $0 |
| 08V-876.04 | Demolition - Existing Library for Student Services | $59,753 | $59,753 | $0 |
| 08V-877.02 | Temporary Facilities - Renovate Bungalows | $28,374 | $28,374 | $0 |
| 08V-879.04 | Campus-Wide Improvements - 2004 Painting Project | $826,892 | $826,892 | $0 |
| | | **$1,192,844** | **$1,192,844** | **$0** |

# Los Angeles Valley College
Exhibit C

## Exhibit C
## Los Angeles Valley College
## Budget Transfer Log (2014 thru 2017 Rebaseline)

# Los Angeles Valley College
## Sub-Project/Building Level Budget Transfer Log (2014 thru 2017 Rebaseline)

| Proj Ref | Project/Building Name | Established Budget | Current Budget | Variance | Approved Date |
|---|---|---|---|---|---|
| 08V-801.00 | Valley Academic and Cultural Center | $93,669,762 | $93,669,762 | | 01/01/2014 |
| | | | $105,990,566 | $12,320,804 | 12/28/2016 |
| | | | $105,990,566 | $0 | 01/27/2017 |
| 08V-803.01 | Allied Health & Science Center | $2,865,388 | $2,865,388 | | 01/01/2014 |
| | | | $3,588,269 | $722,881 | 01/27/2017 |
| 08V-819.02 | Campus Center Building - Basement and 1st Floor | $4,807,776 | $4,807,776 | | 01/01/2014 |
| | | | $2,728,804 | $(2,078,972) | 09/06/2016 |
| 08V-819.05 | Campus Center - Alpha Data Center Upgrade | $1,057,500 | $1,057,500 | | 01/01/2014 |
| 08V-823.01 | Motion Picture Renovation | $178,369 | $178,369 | | 01/01/2014 |
| | | | $73,034 | $(105,334) | 01/20/2015 |
| | | | $62,931 | $(10,103) | 11/11/2016 |
| 08V-825.01 | Gym Complex Phase 2 | $1,237,265 | $1,237,265 | | 01/01/2014 |
| | | | $2,027,724 | $790,459 | 01/27/2017 |
| 08V-844.00 | Sustainable Mall | $3,281,802 | $3,281,802 | | 01/01/2014 |
| | | | $2,110,553 | $(1,171,249) | 10/20/2015 |
| | | | $172,707 | $(1,937,846) | 06/16/2016 |
| 08V-845.00 | Energy Infrastructure and Security System Improvements | $11,857,352 | $11,857,352 | | 01/01/2014 |
| | | | $13,977,122 | $2,119,769 | 01/27/2017 |
| 08V-847.00 | New Planetarium Expansion | $308,806 | $308,806 | | 01/01/2014 |
| | | | $1,508,806 | $1,200,000 | 01/06/2012 |
| | | | $308,806 | $(1,200,000) | 06/14/2014 |
| | | | $151,440 | $(157,365) | 10/26/2014 |
| 08V-851.00 | Academic Complex 1, Phase 1 | $116,512,820 | $116,512,820 | | 01/01/2014 |
| 08V-851.01 | Swing Space | $1,437,177 | $1,437,177 | | 01/01/2014 |
| 08V-872.00 | Campus-Wide Improvements - Emergency Lighting, Fire Alarm a | $6,496,683 | $6,496,683 | | 01/01/2014 |
| | | | $3,426,747 | $(3,069,935) | 10/20/2015 |

# Los Angeles Valley College
## Sub-Project/Building Level Budget Transfer Log (2014 thru 2017 Rebaseline)

| Proj Ref | Project/Building Name | Established Budget | Current Budget | Variance | Approved Date |
|---|---|---|---|---|---|
| | | | $6,496,683 | $3,069,935 | 10/21/2015 |
| | | | $1,749,460 | $(4,747,223) | 08/30/2016 |
| | | | $1,723,576 | $(25,884) | 01/27/2017 |
| 08V-873.10 | RWGPL - Parking Lots H and J | $4,906,288 | $4,906,288 | | 01/01/2014 |
| | | | $26,393 | $(4,879,894) | 08/30/2016 |
| 08V-876.05 | Demo Emergency Services Training Building | $2,434,286 | $2,434,286 | | 01/01/2014 |
| 08V-876.07 | Demo Admin 1,2,3 Buildings | $322,074 | $322,074 | | 01/01/2014 |
| 08V-876.08 | Demo Campus Project Team Modular Building | $88,333 | $88,333 | | 01/01/2014 |
| 08V-876.11 | Demo Bungalows 1-77 | $4,532,179 | $4,532,179 | | 01/01/2014 |
| 08V-876.12 | Demo Behavioral Science Building | $3,410,489 | $3,410,489 | | 01/01/2014 |
| 08V-876.13 | Demo Math Science Building | $4,855,209 | $4,855,209 | | 01/01/2014 |
| 08V-876.14 | Demo Business Journalism Building | $5,412,984 | $5,412,984 | | 01/01/2014 |
| 08V-876.15 | Demo Bungalows 80-85 | $366,574 | $366,574 | | 01/01/2014 |
| 08V-876.16 | Demo Theater Arts Building | $4,216,749 | $4,216,749 | | 01/01/2014 |

# West Los Angeles College
## College Building Program Overview

The $482 million building program at West Los Angeles College (WLAC) is aimed at transforming the campus into a state-of-the-art 21st century educational institution. The goals of WLAC's construction program include (1) the provision of facilities that support and enhance the Educational Master Plan, (2) the improvement of outdoor gathering spaces, (3) the extension of "green space," (4) the enhancement of pedestrian access, (5) the removal of vehicular traffic from the center of campus, (6) the creation of a coherent geographical "T"-shaped layout for all educational facilities, (7) the establishment of a consistent campus architectural style, and (8) the expansion of public awareness of the College. Some of the most notable examples of facilities supporting WLAC's Educational Master Plan are the Science and Math Building with its accredited state of the art dental hygiene facilities, the General Classroom and Student Services buildings, the parking structure, the pedestrian mall, and the new entrance to the campus via College Boulevard - a half-mile avenue connecting the campus to Jefferson Boulevard.

Given its proximity to movie and television studios, WLAC is also preparing to break ground for a fully-functioning soundstage and ancillary facilities to support the Motion Picture/Television Production program, the only such program of its kind in the country. Additionally, the College will soon construct the Technology Learning Center to house its burgeoning programs in business and in computer science (the latter identified as one of the top 20 programs in computer science at a community college in the entire country).

Of special note is WLAC's Bachelor of Science in Dental Hygiene. WLAC is one of only 14 community colleges in the State authorized to offer a Bachelor of Science degree in selected occupationally-related disciplines. Additionally, the College offers unique educational opportunities in its Aviation Technology program and its multiple Allied Health programs. As a result, WLAC has posted enrollment increases for the past three years (2015-2016 through 2017-2018), and the most recent annual headcount (for 2016-2017) totals 17,704 students.

**COLLEGE PROGRESS SUMMARY (January 2019)**

| Sub Project Number | Sub Project Title | % Complete | Academic Occupancy Date | Progress Summary |
|---|---|---|---|---|
| 09W-951.01 | Technology Learning Center 2 | 5.13% | 06/15/2020 | Construction in progress. |
| 09W-948.00 | Plant Facilities Center | 99.00% | 03/22/2019 | Punch list item corrections underway. Construction Change Documents (CCDs) reduced to one pending approval. |
| 09W-982.00 | Watson Center 2 | 2.00% | 01/06/2020 | Construction in progress. |
| 40J-901.04 | West - Energy Efficiency Project | 0.00% | 07/11/2020 | Components 1 & 2 in DSA plan check. |

# West Los Angeles College
## College Funding and Overall Budget

The budget allocation of $482M funded under Propositions A/AA, and Measure J/CC, and State Contributions has been utilized to develop a revised College Master Plan, approved by the College shared governance community and the Community College Board of Trustees.

### PROGRAM FUNDING

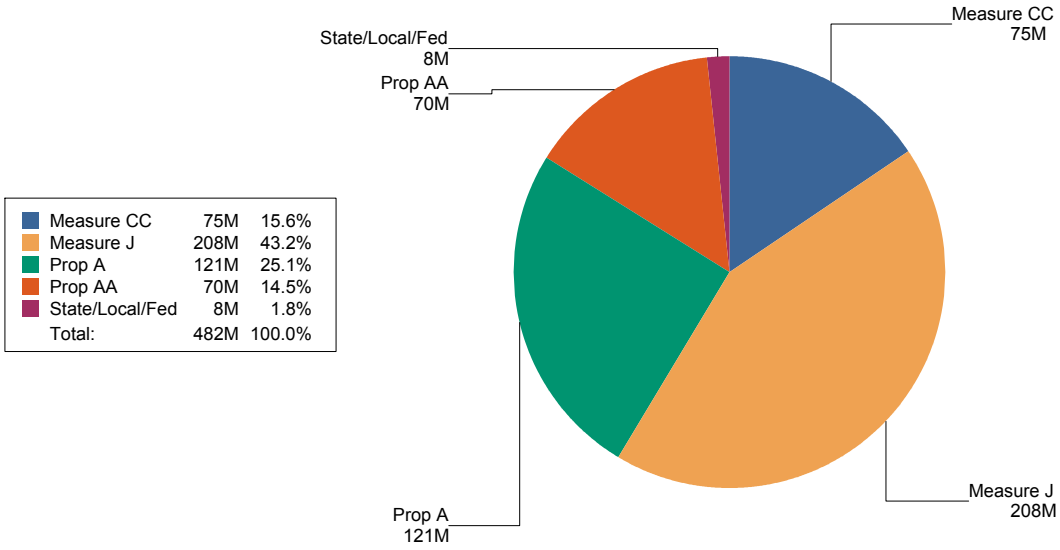


### COLLEGE BUDGET

| Cost Type "Bucket" | [a] Current Budget | [b] Contracted | [c] Expended | [d] Estimate at Completion | [e]=[a]-[d] Budget Variance |
|---|---|---|---|---|---|
| Program & Project Management | $42,940,905 | $39,804,785 | $39,294,607 | $42,913,339 | $27,566 |
| Land Acquisition | $47,424,571 | $47,424,571 | $47,424,571 | $47,424,571 | $0 |
| Asset, Move, Legal/Audit & Specialty | $13,171,710 | $10,060,962 | $10,053,888 | $13,131,159 | $40,551 |
| Furniture, Fixtures & Equipment | $20,157,751 | $18,131,810 | $18,032,147 | $20,157,751 | $0 |
| Owner's Reserve | $17,217 | $0 | $0 | $17,217 | $0 |
| Programming & Design | $59,414,318 | $53,253,673 | $53,038,991 | $59,393,519 | $20,798 |
| Construction | $299,019,425 | $230,317,968 | $199,444,631 | $299,108,340 | $(88,915) |
| Total Budget | $482,145,896 | $398,993,770 | $367,288,835 | $482,145,896 | $0 |

# West Los Angeles College
## Sub-Project List

**SUB-PROJECTS**

| Sub-Project ID | Project/Building Name | Status | [a] Current Budget | [b] Estimate at Completion | [c]=[a]-[b] Budget Variance | Academic Occupancy Date |
|---|---|---|---|---|---|---|
| 09W-902.02 | Demolition of HLRC | In Pre-Programming | $4,277,890 | $4,277,890 | $0 | 01/08/2023 |
| 09W-907.01 | Demolition of Career Education Building | In Pre-Programming | $1,718,681 | $1,718,681 | $0 | 01/08/2023 |
| 09W-914.01 | Demolition of Science Center Building | In Pre-Programming | $515,697 | $515,697 | $0 | 01/08/2023 |
| 09W-919.00 | HLRC-New Construction | In Pre-Programming | $66,110,473 | $66,110,473 | $0 | 07/25/2025 |
| 09W-948.00 | Plant Facilities Center | In Construction | $3,424,735 | $3,424,735 | $0 | 03/22/2019 |
| 09W-951.01 | Technology Learning Center 2 | In Construction | $27,392,979 | $27,392,979 | $0 | 06/15/2020 |
| 09W-979.37 | Demolition of Bungalows | In Pre-Programming | $2,377,259 | $2,377,259 | $0 | 01/08/2023 |
| 09W-982.00 | Watson Center 2 | In Construction | $15,380,807 | $15,380,807 | $0 | 01/06/2020 |
| 09W-983.01 | Demolition of Temporary Noise Walls (Noise Blankets) | In Design | $706,792 | $0 | $706,792 | 01/11/2020 |
| | **Total Active Subprojects** | | **$121,905,313** | **$121,198,521** | **$706,792** | |
| Cancelled* | | | $22,505,373 | $22,505,373 | $0 | |
| Completed* | | | $242,787,294 | $242,787,294 | $0 | |
| Land Aquisition | | | $47,594,818 | $47,594,818 | $0 | |
| Master Plan | | | $8,842,504 | $8,842,504 | $0 | |
| Miscellaneous | | | $8,984 | $8,984 | $0 | |
| Procurement | | | $64,863 | $64,863 | $0 | |
| Support Services | | | $38,436,747 | $39,143,539 | $(706,792) | |
| | **All Remaining Subprojects** | | **$360,240,583** | **$360,947,375** | **$(706,792)** | |
| **Total West Los Angeles College Subprojects** | | | **$482,145,896** | **$482,145,896** | **$0** | |

*Completed and Cancelled Sub-Projects are Reference Exhibit B.

# West Los Angeles College
# Sub-Project/Building Level Detail

## 09W-902.02 - Demolition of HLRC

### SUB-PROJECT PROFILE

***OVERALL STATUS: In Pre-Programming***

DESCRIPTION: To accommodate the new HLRC, a multiple-purpose four/five-story building approximately 79,000 SF. 19 structures will be demolished and result in a net reduction of approximately 52,000 SF.

Demolition of existing Heldman Learning Resource Center. New HLRC and demolition of other buildings under other project numbers to be prepared as a Campus Improvement Package.

| DESIGN START | NTP CONSTRUCTION | SUBSTANTIAL COMPLETION | ACADEMIC OCCUPANCY |
|---|---|---|---|
| 09/17/2020 | 07/12/2022 | 01/08/2023 | 01/08/2023 |

### SUB-PROJECT COST BREAKDOWN

| Cost Type "Bucket" | [a] Current Budget | [b] Contracted | [c] Expended | [d] Estimate at Completion | [e]=[a]-[d] Budget Variance |
|---|---|---|---|---|---|
| Asset, Move, Legal/Audit & Specialty | $171,116 | $0 | $0 | $171,116 | $0 |
| Construction | $3,593,427 | $0 | $0 | $3,593,427 | $0 |
| Program & Project Management | $171,116 | $1,154 | $1,154 | $171,116 | $0 |
| Programming & Design | $342,231 | $0 | $0 | $342,231 | $0 |
| Total Budget | $4,277,890 | $1,154 | $1,154 | $4,277,890 | $0 |

**Current Budget By Cost Type**

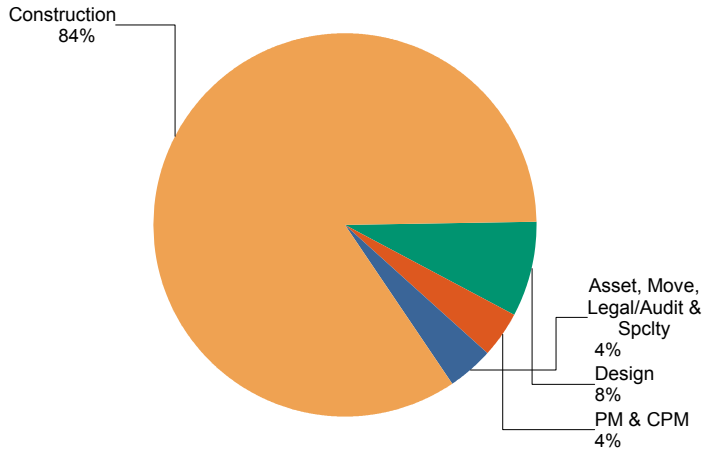


**Funding Source(s)**

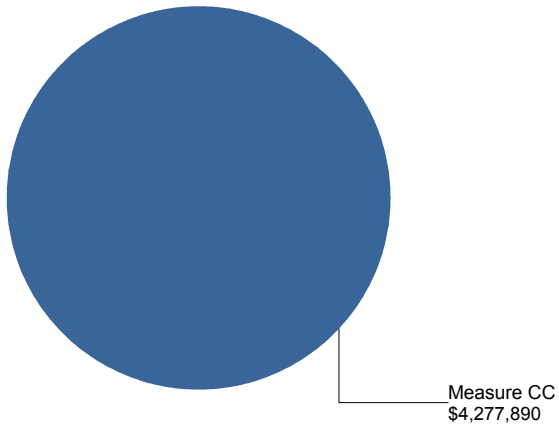

# West Los Angeles College
# Sub-Project/Building Level Detail

## 09W-907.01 - Demolition of Career Education Building

### SUB-PROJECT PROFILE

***OVERALL STATUS: In Pre-Programming***

DESCRIPTION: To accommodate the new HLRC, a multiple-purpose four/five-story building approximately 79,000 SF. 19 structures will be demolished and result in a net reduction of approximately 52,000 gross SF.

Demolition of existing Career Education Building. New HLRC and demolition of other buildings under other project numbers to be prepared as a Campus Improvement Package.

| DESIGN START | NTP CONSTRUCTION | SUBSTANTIAL COMPLETION | ACADEMIC OCCUPANCY |
|---|---|---|---|
| 09/17/2020 | 07/12/2022 | 01/08/2023 | 01/08/2023 |

### SUB-PROJECT COST BREAKDOWN

| Cost Type "Bucket" | [a] Current Budget | [b] Contracted | [c] Expended | [d] Estimate at Completion | [e]=[a]-[d] Budget Variance |
|---|---|---|---|---|---|
| Asset, Move, Legal/Audit & Specialty | $68,747 | $0 | $0 | $68,747 | $0 |
| Construction | $1,443,692 | $0 | $0 | $1,443,692 | $0 |
| Program & Project Management | $68,747 | $1,154 | $1,154 | $68,747 | $0 |
| Programming & Design | $137,495 | $0 | $0 | $137,495 | $0 |
| Total Budget | $1,718,681 | $1,154 | $1,154 | $1,718,681 | $0 |

**Current Budget By Cost Type**

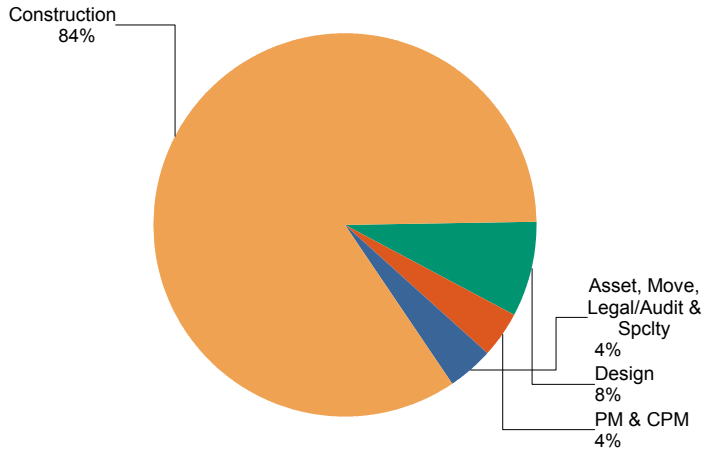


**Funding Source(s)**

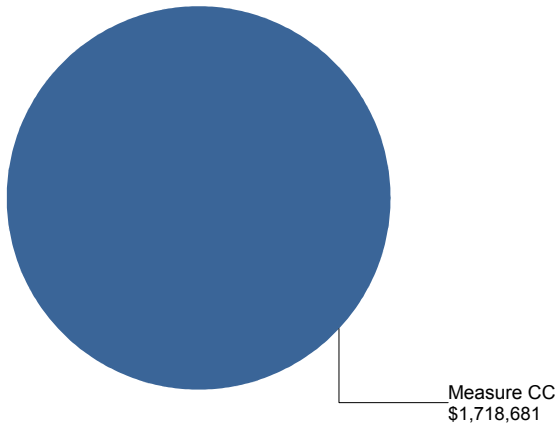

# West Los Angeles College
# Sub-Project/Building Level Detail

## 09W-914.01 - Demolition of Science Center Building

### SUB-PROJECT PROFILE

***OVERALL STATUS: In Pre-Programming***

DESCRIPTION: Demolition of existing Science Center Building. New HLRC and demolition of other buildings under other project numbers to be prepared as a Campus Improvement Package.

To accommodate the new HLRC, a multiple-purpose four/five-story building approximately 79,000 SF. 19 structures will be demolished and result in a net reduction of approximately 52,000 gross SF.

| DESIGN START | NTP CONSTRUCTION | SUBSTANTIAL COMPLETION | ACADEMIC OCCUPANCY |
|---|---|---|---|
| 09/17/2020 | 07/12/2022 | 01/08/2023 | 01/08/2023 |

### SUB-PROJECT COST BREAKDOWN

| Cost Type "Bucket" | [a] Current Budget | [b] Contracted | [c] Expended | [d] Estimate at Completion | [e]=[a]-[d] Budget Variance |
|---|---|---|---|---|---|
| Asset, Move, Legal/Audit & Specialty | $20,628 | $0 | $0 | $20,628 | $0 |
| Construction | $433,185 | $0 | $0 | $433,185 | $0 |
| Program & Project Management | $20,628 | $1,154 | $1,154 | $20,628 | $0 |
| Programming & Design | $41,256 | $0 | $0 | $41,256 | $0 |
| Total Budget | $515,697 | $1,154 | $1,154 | $515,697 | $0 |

**Current Budget By Cost Type**

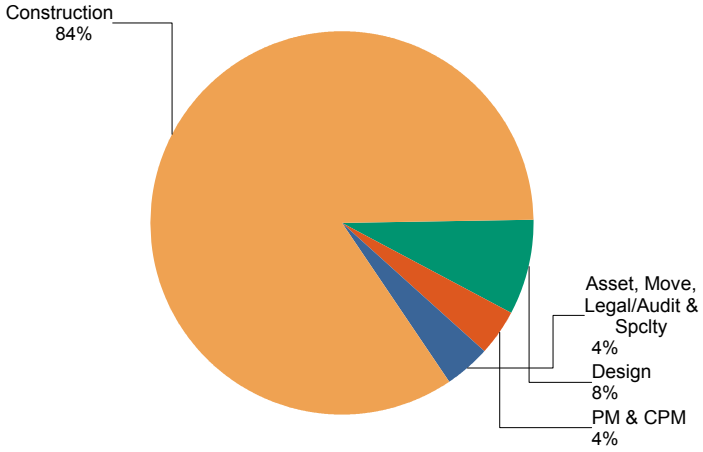


**Funding Source(s)**

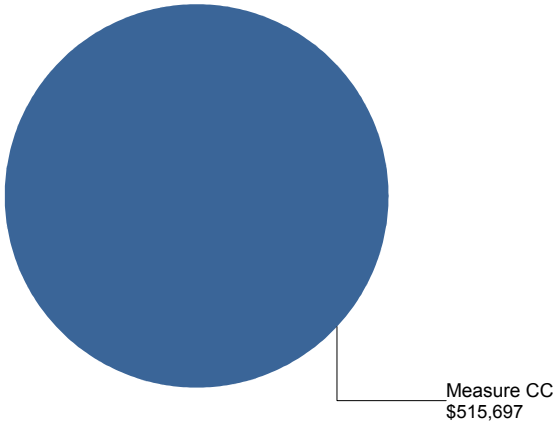

# West Los Angeles College
# Sub-Project/Building Level Detail

## 09W-919.00 - HLRC-New Construction

### SUB-PROJECT PROFILE

***OVERALL STATUS: In Pre-Programming***

DESCRIPTION: A multi-purpose four/five-story building approximately 79,000 SF. (subject to space utilization study) that will house programs on attached list replacing cumulatively, 19 structures and will result in a net reduction of approximately 52,000 gross SF. Replacement of existing Heldman Learning Resource Center. Demolition under other project numbers to be prepared as a Campus Improvements Package.

| DESIGN START | NTP CONSTRUCTION | SUBSTANTIAL COMPLETION | ACADEMIC OCCUPANCY |
|---|---|---|---|
| 09/17/2020 | 07/12/2022 | 07/25/2025 | 07/25/2025 |

### SUB-PROJECT COST BREAKDOWN

| Cost Type "Bucket" | [a] Current Budget | [b] Contracted | [c] Expended | [d] Estimate at Completion | [e]=[a]-[d] Budget Variance |
|---|---|---|---|---|---|
| Asset, Move, Legal/Audit & Specialty | $2,644,419 | $0 | $0 | $2,644,419 | $0 |
| Construction | $55,532,797 | $0 | $0 | $55,532,797 | $0 |
| Program & Project Management | $2,644,419 | $3,852 | $3,852 | $2,644,419 | $0 |
| Programming & Design | $5,288,838 | $0 | $0 | $5,288,838 | $0 |
| Total Budget | $66,110,473 | $3,852 | $3,852 | $66,110,473 | $0 |

**Current Budget By Cost Type**

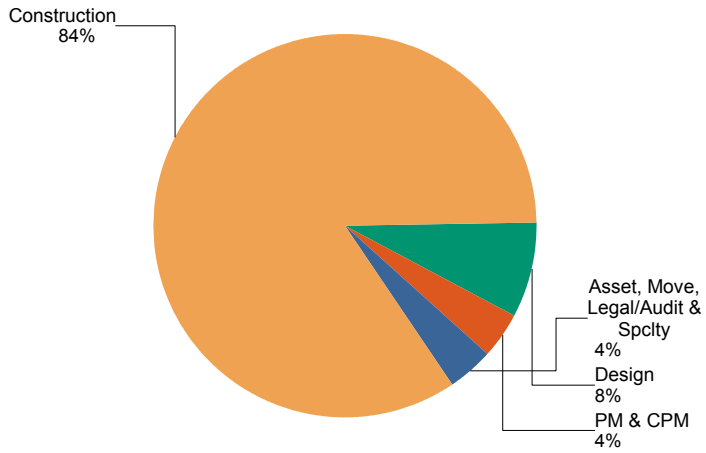


**Funding Source(s)**

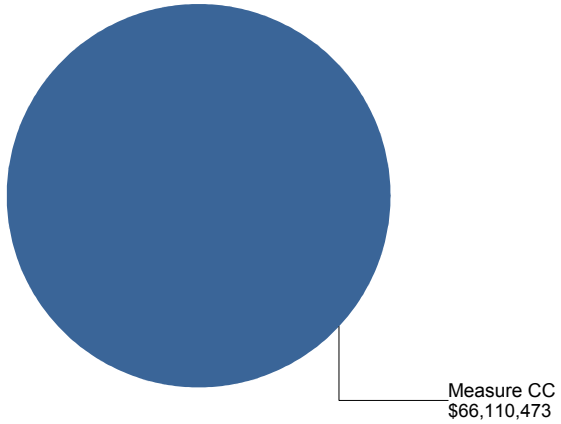

# West Los Angeles College
# Sub-Project/Building Level Detail

## 09W-948.00 - Plant Facilities Center

### SUB-PROJECT PROFILE

***OVERALL STATUS: In Construction***

DESCRIPTION: The Plant Facilities Center project was originally included in the North Parking Structure project. The scope of the Plant Facilities Center - Facilities Maintenance and Operations (FMO) project contemplates a new single story facility approximately 10,400 sq. ft. in area consisting of a warehouse and covered storage area.

| DESIGN START | NTP CONSTRUCTION | SUBSTANTIAL COMPLETION | ACADEMIC OCCUPANCY |
|---|---|---|---|
| 11/13/2014 | 06/08/2017 | 03/21/2019 | 03/22/2019 |

### SUB-PROJECT COST BREAKDOWN

| Cost Type "Bucket" | [a] Current Budget | [b] Contracted | [c] Expended | [d] Estimate at Completion | [e]=[a]-[d] Budget Variance |
|---|---|---|---|---|---|
| Asset, Move, Legal/Audit & Specialty | $17,715 | $17,310 | $17,310 | $17,715 | $0 |
| Construction | $2,341,575 | $2,262,243 | $2,227,237 | $2,341,575 | $0 |
| Furniture, Fixtures & Equipment | $179,320 | $177,625 | $78,538 | $179,320 | $0 |
| Program & Project Management | $528,263 | $497,373 | $497,373 | $528,263 | $0 |
| Programming & Design | $357,862 | $357,840 | $340,903 | $357,862 | $0 |
| Total Budget | $3,424,735 | $3,312,392 | $3,161,361 | $3,424,735 | $0 |

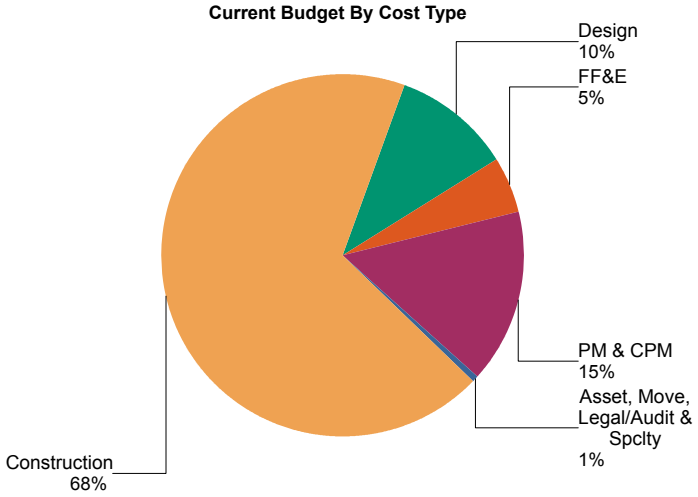


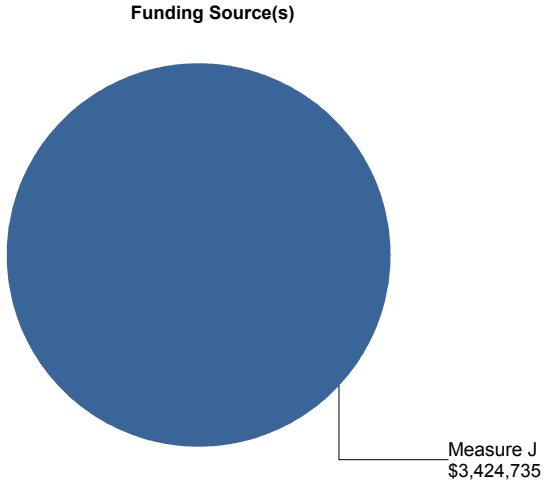

# West Los Angeles College
# Sub-Project/Building Level Detail

## 09W-951.01 - Technology Learning Center 2

### SUB-PROJECT PROFILE

***OVERALL STATUS: In Construction***

DESCRIPTION: The Technology Learning Center will house specialized computer labs, general computer labs, and offices for departments including Computer Science, Business & Paralegal, AFT, Academic Senate, Security, IT and Westside Extension. These spaces are supported by exterior instructional spaces and service spaces.

| DESIGN START | NTP CONSTRUCTION | SUBSTANTIAL COMPLETION | ACADEMIC OCCUPANCY |
|---|---|---|---|
| 05/29/2015 | 11/13/2018 | 04/06/2020 | 06/15/2020 |

### SUB-PROJECT COST BREAKDOWN

| Cost Type "Bucket" | [a] Current Budget | [b] Contracted | [c] Expended | [d] Estimate at Completion | [e]=[a]-[d] Budget Variance |
|---|---|---|---|---|---|
| Asset, Move, Legal/Audit & Specialty | $40,118 | $35,026 | $27,952 | $40,118 | $0 |
| Construction | $20,685,073 | $18,455,608 | $897,520 | $20,640,438 | $44,635 |
| Furniture, Fixtures & Equipment | $1,767,172 | $13,043 | $13,043 | $1,767,172 | $0 |
| Program & Project Management | $2,303,338 | $1,697,459 | $1,697,459 | $2,303,338 | $0 |
| Programming & Design | $2,597,278 | $2,515,220 | $2,464,231 | $2,641,913 | $(44,635) |
| Total Budget | $27,392,979 | $22,716,355 | $5,100,205 | $27,392,979 | $0 |

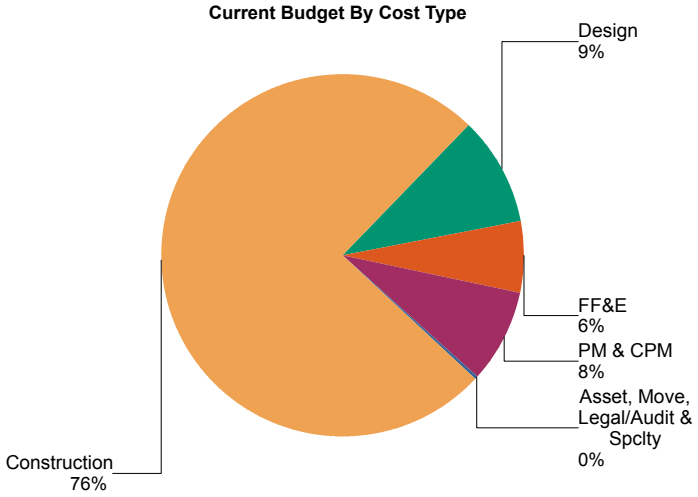


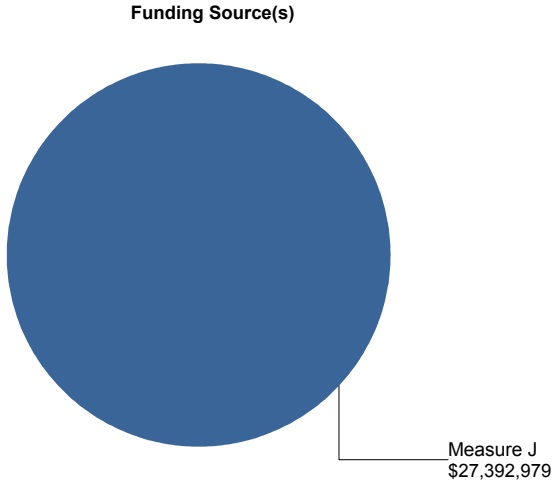

# West Los Angeles College
# Sub-Project/Building Level Detail

## 09W-979.37 - Demolition of Bungalows

### SUB-PROJECT PROFILE

***OVERALL STATUS: In Pre-Programming***

DESCRIPTION: Demolition of existing bungalows A-9, B1, B4, B5, B6, B7, B12, and T2. New HLRC and demolition of other buildings under other project numbers to be prepared as a Campus Improvement Package.

To accommodate the new HLRC, a multiple-purpose four/five-story building approximately 79,000 SF. 19 structures will be demolished and result in a net reduction of approximately 52,000 gross SF.

| DESIGN START | NTP CONSTRUCTION | SUBSTANTIAL COMPLETION | ACADEMIC OCCUPANCY |
|---|---|---|---|
| 09/17/2020 | 07/12/2022 | 01/08/2023 | 01/08/2023 |

### SUB-PROJECT COST BREAKDOWN

| Cost Type "Bucket" | [a] Current Budget | [b] Contracted | [c] Expended | [d] Estimate at Completion | [e]=[a]-[d] Budget Variance |
|---|---|---|---|---|---|
| Asset, Move, Legal/Audit & Specialty | $95,090 | $0 | $0 | $95,090 | $0 |
| Construction | $1,996,899 | $0 | $0 | $1,996,899 | $0 |
| Program & Project Management | $95,090 | $1,154 | $1,154 | $95,090 | $0 |
| Programming & Design | $190,180 | $0 | $0 | $190,180 | $0 |
| Total Budget | $2,377,259 | $1,154 | $1,154 | $2,377,259 | $0 |

**Current Budget By Cost Type**

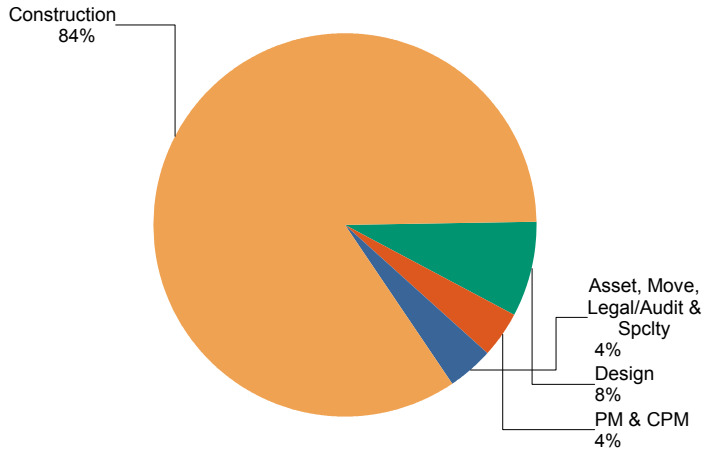


**Funding Source(s)**

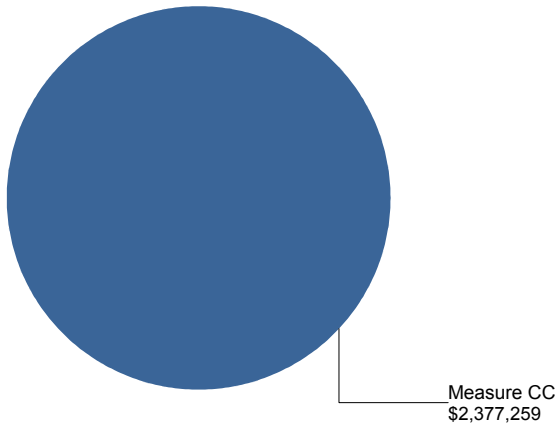

# West Los Angeles College
# Sub-Project/Building Level Detail

## 09W-982.00 - Watson Center 2

### SUB-PROJECT PROFILE

***OVERALL STATUS: In Construction***

DESCRIPTION: The revised program scope includes a 16,000 GSF facility to include Sound Stage, Shop, Prop House, Costume Lab, Faculty Offices, Restrooms and outdoor work areas.

| DESIGN START | NTP CONSTRUCTION | SUBSTANTIAL COMPLETION | ACADEMIC OCCUPANCY |
|---|---|---|---|
| 05/26/2015 | 12/03/2018 | 11/13/2019 | 01/06/2020 |

### SUB-PROJECT COST BREAKDOWN

| Cost Type "Bucket" | [a] Current Budget | [b] Contracted | [c] Expended | [d] Estimate at Completion | [e]=[a]-[d] Budget Variance |
|---|---|---|---|---|---|
| Asset, Move, Legal/Audit & Specialty | $21,926 | $10,564 | $10,564 | $21,926 | $0 |
| Construction | $13,352,159 | $12,455,541 | $32,672 | $13,352,159 | $0 |
| Furniture, Fixtures & Equipment | $270,000 | $0 | $0 | $270,000 | $0 |
| Program & Project Management | $1,147,466 | $1,054,331 | $1,054,331 | $1,147,466 | $0 |
| Programming & Design | $589,257 | $576,126 | $461,099 | $589,257 | $0 |
| Total Budget | $15,380,807 | $14,096,563 | $1,558,666 | $15,380,807 | $0 |

**Current Budget By Cost Type**

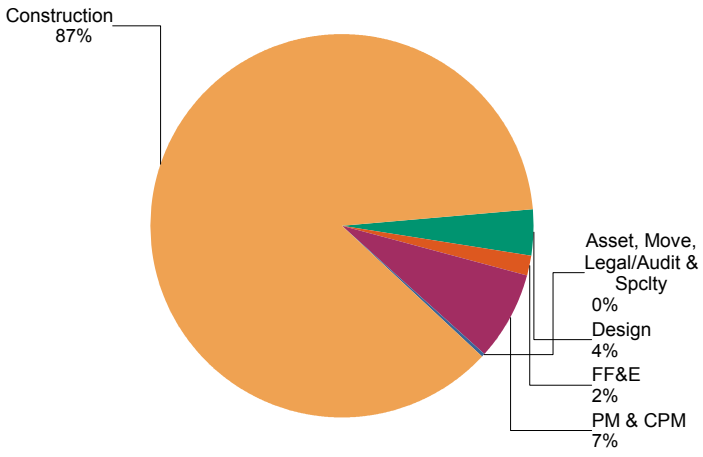


**Funding Source(s)**

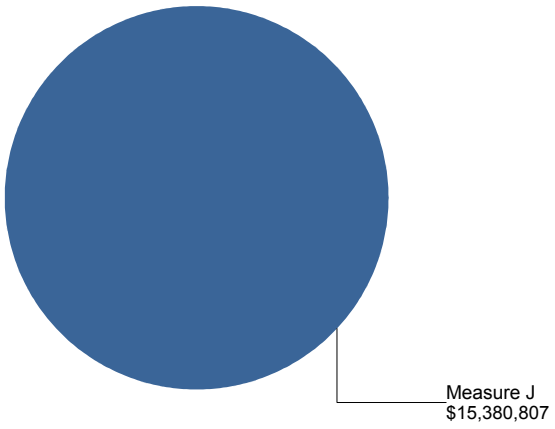

# West Los Angeles College
# Sub-Project/Building Level Detail

## 09W-983.01 - Demolition of Temporary Noise Walls (Noise Blankets)

### SUB-PROJECT PROFILE

***OVERALL STATUS: In Design***

DESCRIPTION: Remove temporary noise walls (noise blankets) around West Los Angeles College.

| DESIGN START | NTP CONSTRUCTION | SUBSTANTIAL COMPLETION | ACADEMIC OCCUPANCY |
|---|---|---|---|
| 09/24/2018 | 10/29/2019 | 01/11/2020 | 01/11/2020 |

### SUB-PROJECT COST BREAKDOWN

| Cost Type "Bucket" | [a] Current Budget | [b] Contracted | [c] Expended | [d] Estimate at Completion | [e]=[a]-[d] Budget Variance |
|---|---|---|---|---|---|
| Asset, Move, Legal/Audit & Specialty | $27,900 | $0 | $0 | $0 | $27,900 |
| Construction | $585,893 | $0 | $0 | $0 | $585,893 |
| Program & Project Management | $27,900 | $0 | $0 | $0 | $27,900 |
| Programming & Design | $65,099 | $0 | $0 | $0 | $65,099 |
| Total Budget | $706,792 | $0 | $0 | $0 | $706,792 |

**Current Budget By Cost Type**

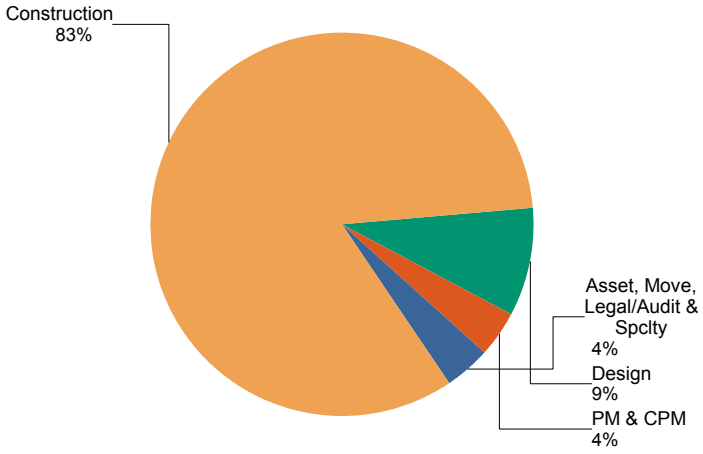


**Funding Source(s)**

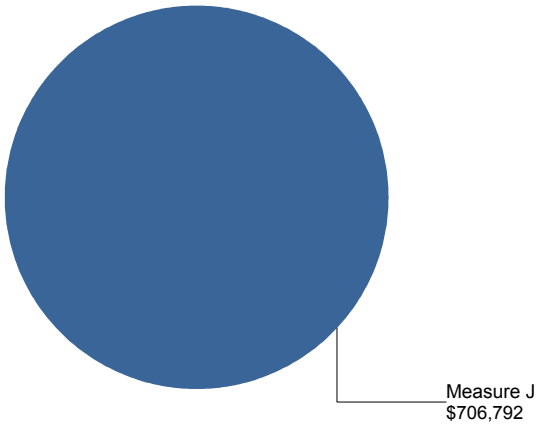

# West Los Angeles College
Exhibit A

## Exhibit A
## West Los Angeles College
## Budget Transfer Log

# West Los Angeles College
## Sub-Project/Building Level Budget Transfer Log

| Proj Ref | Project/Building Name | Established Budget | Current Budget | Variance | Approved Date |
|---|---|---|---|---|---|
| 09W-902.02 | Demolition of HLRC | $4,277,890 | $4,277,890 | | 01/31/2017 |
| 09W-907.01 | Demolition of Career Education Building | $1,718,681 | $1,718,681 | | 01/31/2017 |
| 09W-914.01 | Demolition of Science Center Building | $515,697 | $515,697 | | 01/31/2017 |
| 09W-919.00 | HLRC-New Construction | $66,110,473 | $66,110,473 | | 01/31/2017 |
| 09W-948.00 | Plant Facilities Center | $3,424,735 | $3,424,735 | | 01/31/2017 |
| 09W-951.01 | Technology Learning Center 2 | $26,834,764 | $26,834,764 | | 01/31/2017 |
| | | | $27,392,979 | $558,214 | 05/09/2018 |
| 09W-979.37 | Demolition of Bungalows | $2,377,259 | $2,377,259 | | 01/31/2017 |
| 09W-982.00 | Watson Center 2 | $9,395,332 | $9,395,332 | | 01/31/2017 |
| | | | $15,380,807 | $5,985,474 | 09/18/2018 |
| 09W-983.01 | Demolition of Temporary Noise Walls (Noise Blankets) | $706,792 | $706,792 | | 01/31/2017 |

Budget transfers performed to reflect campus project re-prioritization of the strategic execution plan.

# West Los Angeles College
Exhibit B

## Exhibit B
## West Los Angeles College
## Non-Active and Non-Pending Subprojects

# West Los Angeles College
## Non Active and Non-Pending Sub-Projects

| Cancelled | | Current Budget | EAC | Funding Variance |
|---|---|---|---|---|
| 09W-901.02 | Science and Math Building - Renovation for Allied Health | $62,290 | $62,290 | $0 |
| 09W-902.01 | Heldman Learning Resource Center Renovation - Phase 2 | $170,175 | $170,175 | $0 |
| 09W-914.00 | Science Center Renovation | $48,647 | $48,647 | $0 |
| 09W-917.00 | Fine Arts Building Renovation - Omni - Acoustical Performance Laborat | $38,276 | $38,276 | $0 |
| 09W-940.01 | Athletic Fields with Mitigations | $302,790 | $302,790 | $0 |
| 09W-949.01 | North Parking Structure and PV Farm - Construction | $580,971 | $580,971 | $0 |
| 09W-950.00 | Watson Center | $5,449,957 | $5,449,957 | $0 |
| 09W-951.00 | Technology Learning Center | $14,278,756 | $14,278,756 | $0 |
| 09W-953.00 | Central Plant Ph. II - Mini CP Allied Health Watson Ctr | $7,571 | $7,571 | $0 |
| 09W-957.00 | Student Union | $69,873 | $69,873 | $0 |
| 09W-958.00 | FA/CE/ATA Renovation | $1,427,577 | $1,427,577 | $0 |
| 09W-973.01 | RWGPL - Widen Stocker Road | $45,895 | $45,895 | $0 |
| 09W-979.09 | Campus Improvements - Main Campus Entry | $17,785 | $17,785 | $0 |
| 09W-979.31 | Campus Wide Fire Alarm Monitoring Upgrade | $0 | $0 | $0 |
| 09W-979.35 | Campus Wide Security Upgrade | $0 | $0 | $0 |
| 09W-979.36 | Demolition of Temporary & Obsolete Facilities - Building B1 | $4,809 | $4,809 | $0 |
| | | **$22,505,373** | **$22,505,373** | **$0** |

| Completed | | Current Budget | EAC | Funding Variance |
|---|---|---|---|---|
| 09W-901.00 | Science and Math Building | $60,888,359 | $60,888,359 | $0 |
| 09W-901.01 | Science and Math Building - Energy Infrastructure Improvements | $340,532 | $340,532 | $0 |
| 09W-902.00 | Heldman Learning Resource Center | $4,248,853 | $4,248,853 | $0 |
| 09W-904.01 | Student Services Building - General | $36,579,394 | $36,579,394 | $0 |
| 09W-904.03 | Student Services Building | $195,283 | $195,283 | $0 |
| 09W-905.00 | Parking Structure - Lot 8 | $26,288,048 | $26,288,048 | $0 |
| 09W-907.00 | Career Education Renovation | $320,499 | $320,499 | $0 |
| 09W-909.00 | Entertainment Media Arts | $184,532 | $184,532 | $0 |
| 09W-912.00 | General Classroom | $28,148,582 | $28,148,582 | $0 |
| 09W-915.00 | Science Building - Renovation: Fume Hoods | $47,085 | $47,085 | $0 |
| 09W-916.00 | Performing Arts Amphitheater | $791,196 | $791,196 | $0 |
| 09W-918.00 | Plant Operations and Storage Facilities | $140,790 | $140,790 | $0 |
| 09W-940.00 | Allied Health and Wellness Center - Design | $16,161,544 | $16,161,544 | $0 |
| 09W-941.00 | Physical Education & Dance | $814,644 | $814,644 | $0 |
| 09W-949.00 | North Parking Structure and PV Farm - Design | $9,873,817 | $9,873,817 | $0 |
| 09W-952.00 | Campus Entry Signage | $680,854 | $680,854 | $0 |
| 09W-959.00 | West LA Transportation Project | $512,016 | $512,016 | $0 |
| 09W-972.00 | Campus Improvements - Call for Assistance Phones | $265,811 | $265,811 | $0 |
| 09W-972.02 | EMERGENCY-LIGHT FIRE SEC | $31,155 | $31,155 | $0 |
| 09W-973.02 | Tree Buffer Landscape | $244,142 | $244,142 | $0 |
| 09W-973.03 | Campus Wide Paving Upgrade | $124,475 | $124,475 | $0 |
| 09W-974.00 | Campus Improvements - Signage for Safety and Public Information | $315,266 | $315,266 | $0 |
| 09W-976.01 | Demolition of Temporary and /or Obsolete Facilities (Child Day Care Ce | $135,087 | $135,087 | $0 |
| 09W-977.02 | Temporary Facilities - Relocation, Acquisition - Campus | $2,618,653 | $2,618,653 | $0 |
| 09W-979.01 | Campus Improvements - Athletic Complex | $4,829,401 | $4,829,401 | $0 |

# West Los Angeles College
## Non Active and Non-Pending Sub-Projects

| Completed | | Current Budget | EAC | Funding Variance |
|---|---|---|---|---|
| 09W-979.02 | Central Plant Phase 1 | $11,731,452 | $11,731,452 | $0 |
| 09W-979.03 | Campus Improvements - Bleachers and Restroom and Locker Rooms | $2,521,658 | $2,521,658 | $0 |
| 09W-979.04 | Campus Improvements - South Entry Plaza | $1,563,963 | $1,563,963 | $0 |
| 09W-979.05 | Campus Improvements - Site Furniture | $71,583 | $71,583 | $0 |
| 09W-979.06 | Campus Improvements - Street Improvements | $3,971,971 | $3,971,971 | $0 |
| 09W-979.07 | Campus Improvements - Entry Green | $985,298 | $985,298 | $0 |
| 09W-979.10 | Campus Improvements - Walkways, Demolition, Temporary Constructic | $23,850 | $23,850 | $0 |
| 09W-979.13 | Campus Improvements - IT Renovations | $138,987 | $138,987 | $0 |
| 09W-979.14 | Campus Improvements - Site and Lower Albert Vera Repairs | $427,971 | $427,971 | $0 |
| 09W-979.15 | Campus Improvements - Men's P.E. Building Renovations | $180,632 | $180,632 | $0 |
| 09W-979.23 | Campus Improvements - Recycling Center and Irrigation System | $633,949 | $633,949 | $0 |
| 09W-979.24 | Campus Improvements - Soccer Field/Baseball Field/Parking | $595,311 | $595,311 | $0 |
| 09W-979.26 | CAM. IMP. PEDESTRIAN MALL | $1,888,679 | $1,888,679 | $0 |
| 09W-979.27 | Campus Improvements - IT Renovation Phase 2 | $577,317 | $577,317 | $0 |
| 09W-979.28 | Campus Improvement- Street Improvements Upper Fire Service Road | $577,569 | $577,569 | $0 |
| 09W-979.29 | Infrastructure Bus Route Turn Around | $623,614 | $623,614 | $0 |
| 09W-979.30 | Campus Improvement- Street Improvements Lower Fire Service Road | $846,855 | $846,855 | $0 |
| 09W-979.32 | Campus Wide Fiber Optic Backbone | $230,995 | $230,995 | $0 |
| 09W-979.33 | Demolition of Temporary & Obsolete Facilities | $4,053,101 | $4,053,101 | $0 |
| 09W-979.34 | Central Plant Phase 2 | $1,751,129 | $1,751,129 | $0 |
| 09W-981.02 | Second Access Road | $13,715,647 | $13,715,647 | $0 |
| 09W-981.03 | EIR (Temporary Haul Road) | $895,743 | $895,743 | $0 |
| | | **$242,787,294** | **$242,787,294** | **$0** |

| Support Services | | Current Budget | EAC | Funding Variance |
|---|---|---|---|---|
| 09W-954.00 | Video Conference | $0 | $0 | $0 |
| 09W-956.01 | DW-SCANNING & CODING | $346 | $346 | $0 |
| 09W-989.00 | Campus Program Management - Asset Assessment and Move Manage | $457,547 | $457,547 | $0 |
| 09W-990.00 | Campus Program Management - Program Management Services | $9,565,985 | $9,565,985 | $0 |
| 09W-990.OCIP | West - OCIP | $2,477,443 | $2,477,443 | $0 |
| 09W-991.00 | Campus Program Management - Project Management Services | $18,280,008 | $18,280,008 | $0 |
| 09W-992.00 | Campus Program Management - Reimbursables | $66,547 | $66,547 | $0 |
| 09W-993.00 | Campus Program Management - Legal Services | $1,024,826 | $1,024,826 | $0 |
| 09W-994.00 | Campus Program Management - Performance/Financial Auditing Servi | $345,557 | $332,907 | $12,651 |
| 09W-995.00 | Campus Program Management - Consulting Services | $4,494,836 | $4,507,487 | $(12,651) |
| 09W-996.00 | Campus Program Management | $39,425 | $39,425 | $0 |
| 09W-997.00 | Campus Program Management - Election Costs - Prop A | $46,695 | $46,695 | $0 |
| 09W-999.00 | Campus Program Management - Owner's Reserve | $17,217 | $17,217 | $0 |
| 09W-9PR.00 | Program Reserve 2017 Release - West | $1,620,315 | $2,327,107 | $(706,792) |
| | | **$38,436,747** | **$39,143,539** | **$(706,792)** |

| Land Aquisition | | Current Budget | EAC | Funding Variance |
|---|---|---|---|---|
| 09W-978.00 | Land Acquisition - 10100 Property | $47,594,818 | $47,594,818 | $0 |
| | | **$47,594,818** | **$47,594,818** | **$0** |

# West Los Angeles College
## Non Active and Non-Pending Sub-Projects

| Master Plan | | Current Budget | EAC | Funding Variance |
|---|---|---|---|---|
| 09W-970.00 | Master Planning | $5,656,898 | $5,656,898 | $0 |
| 09W-979.00 | Campus Improvements - Grandstand and Restrooms | $9,646 | $9,646 | $0 |
| 09W-980.00 | Master Planning -Site Survey & Infrastructure Studies | $777,130 | $777,130 | $0 |
| 09W-981.00 | Master Planning - Environmental Impact Report (EIR) | $2,387,823 | $2,387,823 | $0 |
| 09W-983.00 | Master Planning - Soil Testing | $11,008 | $11,008 | $0 |
| | | **$8,842,504** | **$8,842,504** | **$0** |

| Procurement | | Current Budget | EAC | Funding Variance |
|---|---|---|---|---|
| 09W-954.01 | Waterless Urinals | $64,508 | $64,508 | $0 |
| 09W-955.02 | Bulk Purchase - Power tools | $65 | $65 | $0 |
| 09W-955.03 | Bulk Purchase - ATHLET/FIT EQUIPMENT | $3 | $3 | $0 |
| 09W-955.04 | Bulk Purchase - Musical Instruments | $277 | $277 | $0 |
| 09W-955.05 | Video Conference Equipment | $0 | $0 | $0 |
| 09W-955.06 | Bulk Purchase - CHILD DEV CTR F&E | $10 | $10 | $0 |
| | | **$64,863** | **$64,863** | **$0** |

| Miscellaneous | | Current Budget | EAC | Funding Variance |
|---|---|---|---|---|
| 09W-904.02 | Student Services Building - Photovoltaic | $7,789 | $7,789 | $0 |
| 09W-979.16 | Campus Improvements - Temporary Parking Lot A | $1,195 | $1,195 | $0 |
| | | **$8,984** | **$8,984** | **$0** |

# West Los Angeles College
Exhibit C

## Exhibit C
## West Los Angeles College
## Budget Transfer Log (2014 thru 2017 Rebaseline)

# West Los Angeles College
## Sub-Project/Building Level Budget Transfer Log (2014 thru 2017 Rebaseline)

| Proj Ref | Project/Building Name | Established Budget | Current Budget | Variance | Approved Date |
|---|---|---|---|---|---|
| 09W-902.02 | Demolition of HLRC | $4,277,890 | $4,277,890 | | 01/01/2014 |
| 09W-907.01 | Demolition of Career Education Building | $1,718,681 | $1,718,681 | | 01/01/2014 |
| 09W-914.01 | Demolition of Science Center Building | $515,697 | $515,697 | | 01/01/2014 |
| 09W-919.00 | HLRC-New Construction | $66,110,473 | $66,110,473 | | 01/01/2014 |
| 09W-948.00 | Plant Facilities Center | $3,012,407 | $3,012,407 | | 01/01/2014 |
| | | | $3,033,336 | $20,929 | 10/29/2014 |
| | | | $3,445,665 | $412,328 | 06/09/2015 |
| | | | $3,313,353 | $(132,311) | 07/29/2015 |
| | | | $3,445,665 | $132,311 | 10/02/2015 |
| | | | $3,424,735 | $(20,929) | 10/07/2015 |
| 09W-951.01 | Technology Learning Center 2 | $19,100,846 | $19,100,846 | | 01/01/2014 |
| | | | $19,173,042 | $72,196 | 10/29/2014 |
| | | | $19,172,867 | $(175) | 03/27/2015 |
| | | | $19,493,264 | $320,396 | 05/07/2015 |
| | | | $26,104,962 | $6,611,697 | 06/09/2015 |
| | | | $24,242,302 | $(1,862,660) | 07/29/2015 |
| | | | $24,238,631 | $(3,671) | 10/07/2015 |
| | | | $26,101,291 | $1,862,660 | 10/12/2015 |
| | | | $26,834,764 | $733,473 | 01/26/2017 |
| 09W-979.37 | Demolition of Bungalows | $2,577,259 | $2,577,259 | | 01/01/2014 |
| | | | $2,619,655 | $42,396 | 06/09/2015 |
| | | | $2,377,259 | $(242,396) | 08/09/2016 |
| 09W-982.00 | Watson Center 2 | $6,551,527 | $6,551,527 | | 01/01/2014 |
| | | | $6,602,497 | $50,970 | 10/29/2014 |
| | | | $6,723,742 | $121,245 | 05/07/2015 |
| | | | $9,856,788 | $3,133,045 | 06/09/2015 |
| | | | $9,161,668 | $(695,119) | 07/29/2015 |
| | | | $9,856,788 | $695,119 | 10/02/2015 |
| | | | $9,853,595 | $(3,193) | 10/07/2015 |
| | | | $9,395,332 | $(458,262) | 01/26/2017 |
| 09W-983.01 | Demolition of Temporary Noise Walls (Noise Blankets) | $706,792 | $706,792 | | 01/01/2014 |

# West Los Angeles College
## Sub-Project/Building Level Budget Transfer Log (2014 thru 2017 Rebaseline)

| Proj Ref | Project/Building Name | Established Budget | Current Budget | Variance | Approved Date |
|---|---|---|---|---|---|

# College Project Central Services
## College Building Program Overview

Central Services funds are allocated for bidding, insurance, legal, accounting and other related costs directly supporting College Projects. Previously paid by the District then reallocated to the colleges, outcomes from implementing Proposition A/AA bond projects drove a change to separately budgeted and controlled Central Services fund accounts.

Valley College's new pool complex

**COLLEGE PROGRESS SUMMARY (January 2019)**

| Sub Project Number | Sub Project Title | % Complete | Academic Occupancy Date | Progress Summary |
|---|---|---|---|---|

# College Project Central Services
## College Funding and Overall Budget

### PROGRAM FUNDING

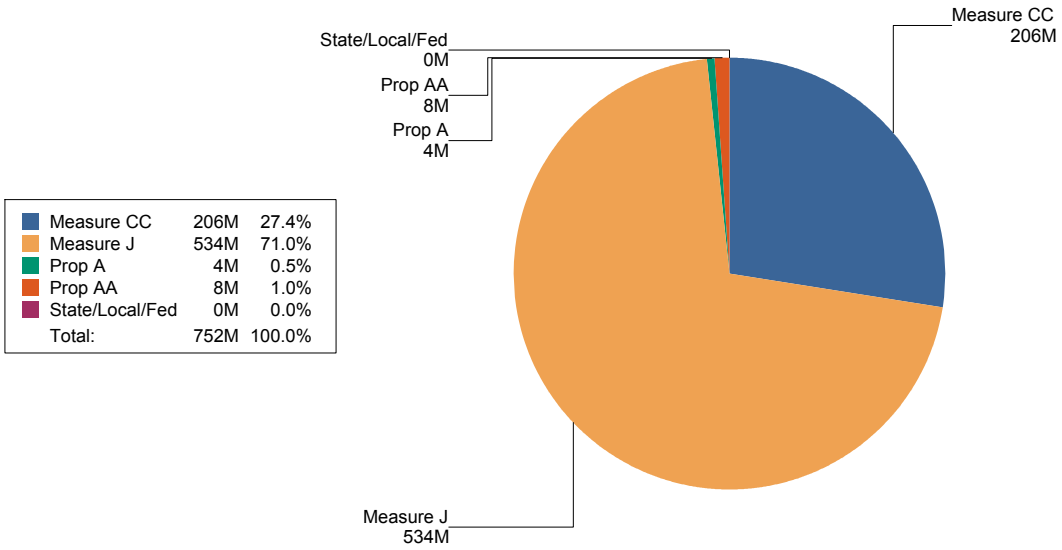


### COLLEGE BUDGET

| Cost Type "Bucket" | [a] Current Budget | [b] Contracted | [c] Expended | [d] Estimate at Completion | [e]=[a]-[d] Budget Variance |
|---|---|---|---|---|---|
| Land Acquisition | $0 | $579 | $579 | $579 | $(579) |
| Programming & Design | $11,308,231 | $8,187,973 | $4,681,906 | $10,806,790 | $501,440 |
| Furniture, Fixtures & Equipment | $33,412,360 | $17,769,954 | $17,020,742 | $33,118,905 | $293,455 |
| Program & Project Management | $376,552,505 | $248,797,377 | $239,583,492 | $387,760,228 | $(11,207,724) |
| Construction | $118,054,990 | $90,674,804 | $77,629,254 | $119,341,304 | $(1,286,314) |
| Asset, Move, Legal/Audit & Specialty | $212,217,269 | $149,890,453 | $147,440,634 | $200,517,567 | $11,699,703 |
| Total Budget | $751,545,355 | $515,321,140 | $486,356,608 | $751,545,373 | $(18) |

# College Project Central Services
## Sub-Project List

**SUPPORT SERVICES**

| Project Rollup ID | Project/Building Name | [a] Current Budget | [b] Estimate at Completion | [c]=[a]-[b] Budget Variance |
|---|---|---|---|---|
| 10D-090 | Program Holding/Suspense Account | $1,269,955 | $1,269,973 | $(18) |
| 10D-J87 | OCIP | $15,665 | $15,665 | $0 |
| 40J-J10 | Resource and Recovery | $7,686,118 | $7,686,118 | $0 |
| 40J-J55 | FF & E | $2,176,000 | $2,176,000 | $0 |
| 40J-J55 | Fixtures Furniture and Equipment | $39,138,692 | $39,138,692 | $0 |
| 40J-J85 | Real Estate Services | $1,000,000 | $1,000,000 | $0 |
| 40J-J86 | Legal | $59,553,592 | $59,553,592 | $0 |
| 40J-J87 | OCIP | $91,049,948 | $91,049,948 | $0 |
| 40J-J88 | Asset Management | $35,927,742 | $35,927,742 | $0 |
| 40J-J89 | Move Management | $70,814,144 | $70,814,144 | $0 |
| 40J-J90 | Program Management | $321,695,404 | $321,695,404 | $0 |
| 40J-J91 | Project Management | $1,389,667 | $1,389,667 | $0 |
| 40J-J92 | Corporate Center | $1,925,586 | $1,925,586 | $0 |
| 40J-J94 | Audit | $13,517,635 | $13,517,635 | $0 |
| 40J-J95 | Specialty Consulting | $81,936,546 | $81,936,546 | $0 |
| 40J-JPVJOBS | Asset Management- PVJOBS | $22,448,661 | $22,448,661 | $0 |
| | **Total Subprojects** | **$751,545,355** | **$751,545,373** | **$(18)** |

| | | | |
|---|---|---|---|
| **Total College Project Central Services Subprojects** | **$751,545,355** | **$751,545,373** | **$(18)** |

# College Project Central Services
# Sub-Project/Building Level Detail

## 10D-090 - Program Holding/Suspense Account

### SUB-PROJECT PROFILE

***OVERALL STATUS:***

DESCRIPTION: This is an suspense account in which financial information on the general ledger are held temporarily until sufficient information is available for the charges to be posted to the correct project.

| DESIGN START | NTP CONSTRUCTION | SUBSTANTIAL COMPLETION | ACADEMIC OCCUPANCY |
|---|---|---|---|

### PROJECT COST BREAKDOWN

| Cost Type "Bucket" | [a] Current Budget | [b] Contracted | [c] Expended | [d] Estimate at Completion | [e]=[a]-[d] Budget Variance |
|---|---|---|---|---|---|
| Program Holding/Suspense Account - District | $1,269,955 | $1,269,973 | $1,269,973 | $1,269,973 | $(18) |
| Total Budget | $1,269,955 | $1,269,973 | $1,269,973 | $1,269,973 | $(18) |

**Current Budget By Cost Type**

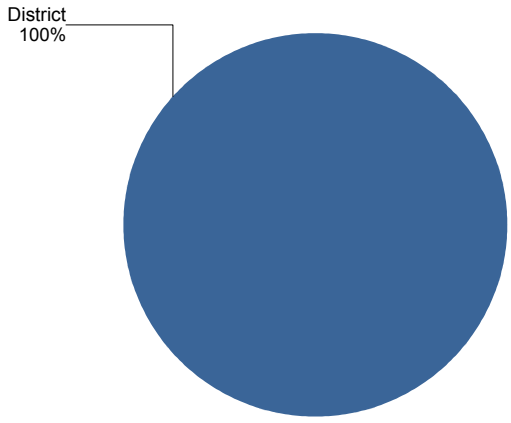


**Funding Source(s)**

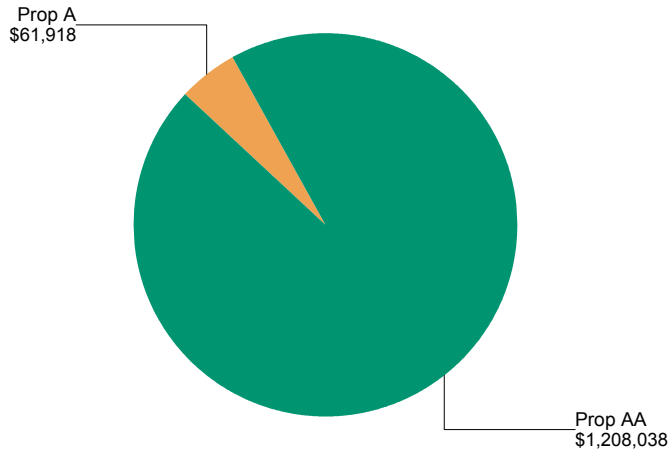

# College Project Central Services
## Sub-Project/Building Level Detail

### 10D-J87 - OCIP

**SUB-PROJECT PROFILE** *OVERALL STATUS:*

DESCRIPTION:

| DESIGN START | NTP CONSTRUCTION | SUBSTANTIAL COMPLETION | ACADEMIC OCCUPANCY |
|---|---|---|---|

**PROJECT COST BREAKDOWN**

| Cost Type "Bucket" | [a] Current Budget | [b] Contracted | [c] Expended | [d] Estimate at Completion | [e]=[a]-[d] Budget Variance |
|---|---|---|---|---|---|
| OCIP - District | $15,665 | $15,665 | $15,665 | $15,665 | $0 |
| Total Budget | $15,665 | $15,665 | $15,665 | $15,665 | $0 |

**Current Budget By Cost Type**

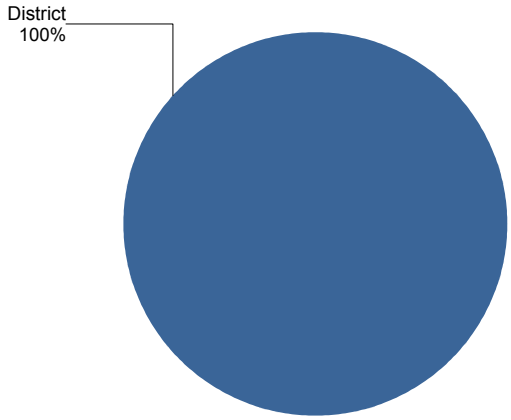


**Funding Source(s)**

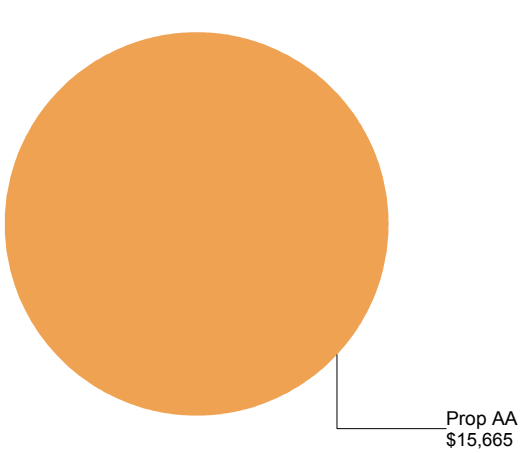

# College Project Central Services
## Sub-Project/Building Level Detail

### 40J-J10 - Resource and Recovery

**SUB-PROJECT PROFILE** *OVERALL STATUS:*

DESCRIPTION: .

| DESIGN START | NTP CONSTRUCTION | SUBSTANTIAL COMPLETION | ACADEMIC OCCUPANCY |
|---|---|---|---|

**PROJECT COST BREAKDOWN**

| Cost Type "Bucket" | [a] Current Budget | [b] Contracted | [c] Expended | [d] Estimate at Completion | [e]=[a]-[d] Budget Variance |
|---|---|---|---|---|---|
| Resource and Recovery - City | $821,035 | $820,301 | $809,398 | $821,035 | $0 |
| Resource and Recovery - East | $1,033,584 | $1,034,093 | $1,017,543 | $1,033,584 | $0 |
| Resource and Recovery - Harbor | $678,816 | $678,684 | $678,238 | $678,816 | $0 |
| Resource and Recovery - Mission | $605,333 | $605,739 | $602,723 | $605,333 | $0 |
| Resource and Recovery - Pierce | $845,556 | $845,350 | $845,350 | $845,556 | $0 |
| Resource and Recovery - Southgate | $43,717 | $43,628 | $43,628 | $43,717 | $0 |
| Resource and Recovery - Southwest | $764,616 | $722,758 | $722,421 | $764,616 | $0 |
| Resource and Recovery - Trade | $731,111 | $730,927 | $723,133 | $731,111 | $0 |
| Resource and Recovery - Valley | $858,432 | $858,254 | $858,254 | $858,432 | $0 |
| Resource and Recovery - West | $1,303,920 | $1,303,792 | $1,301,468 | $1,303,920 | $0 |
| Total Budget | $7,686,118 | $7,643,526 | $7,602,155 | $7,686,118 | $0 |

**Current Budget By Cost Type**

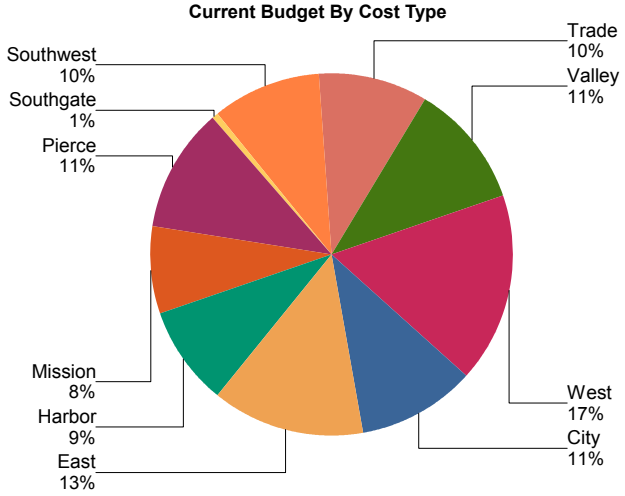


**Funding Source(s)**

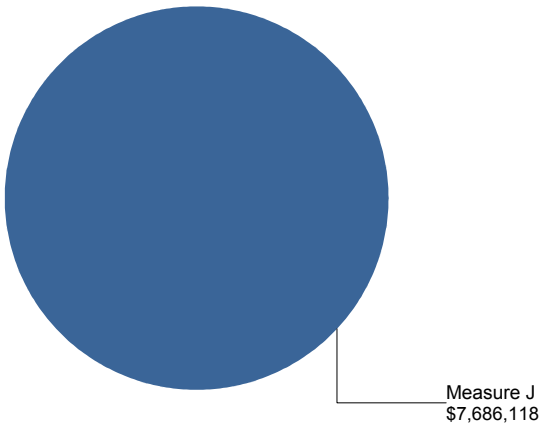

# College Project Central Services
## Sub-Project/Building Level Detail

### 40J-J55 - FF & E

**SUB-PROJECT PROFILE** *OVERALL STATUS:*

DESCRIPTION: .

| DESIGN START | NTP CONSTRUCTION | SUBSTANTIAL COMPLETION | ACADEMIC OCCUPANCY |
|---|---|---|---|

**PROJECT COST BREAKDOWN**

| Cost Type "Bucket" | [a] Current Budget | [b] Contracted | [c] Expended | [d] Estimate at Completion | [e]=[a]-[d] Budget Variance |
|---|---|---|---|---|---|
| FF & E - Multi-Campus | $2,176,000 | $0 | $0 | $2,176,000 | $0 |
| Fixtures Furniture and Equipment - City | $2,885,678 | $2,027,603 | $1,990,511 | $2,885,678 | $0 |
| Fixtures Furniture and Equipment - District | $12,351,793 | $2,092,157 | $1,653,355 | $12,351,793 | $0 |
| Fixtures Furniture and Equipment - East | $2,896,417 | $1,942,383 | $1,877,474 | $2,896,417 | $0 |
| Fixtures Furniture and Equipment - Harbor | $2,573,903 | $1,827,250 | $1,752,526 | $2,573,903 | $0 |
| Fixtures Furniture and Equipment - Mission | $2,485,283 | $1,800,671 | $1,744,815 | $2,485,283 | $0 |
| Fixtures Furniture and Equipment - Pierce | $4,929,562 | $3,884,753 | $3,666,495 | $4,929,562 | $0 |
| Fixtures Furniture and Equipment - Southgate | $644,286 | $644,286 | $638,578 | $644,286 | $0 |
| Fixtures Furniture and Equipment - Southwest | $2,508,393 | $1,714,389 | $1,626,556 | $2,508,393 | $0 |
| Fixtures Furniture and Equipment - Trade | $2,795,076 | $1,925,181 | $1,707,125 | $2,795,076 | $0 |
| Fixtures Furniture and Equipment - Valley | $2,617,933 | $1,777,939 | $1,711,559 | $2,617,933 | $0 |
| Fixtures Furniture and Equipment - West | $2,450,368 | $1,839,842 | $1,796,528 | $2,450,368 | $0 |
| Total Budget | $41,314,692 | $21,476,456 | $20,165,521 | $41,314,692 | $0 |

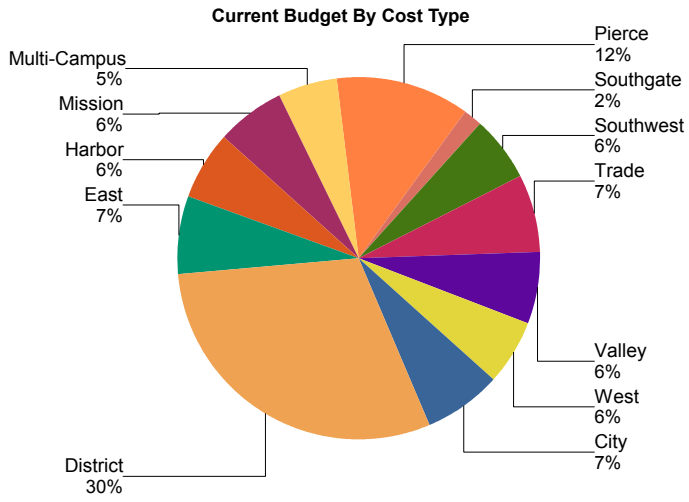


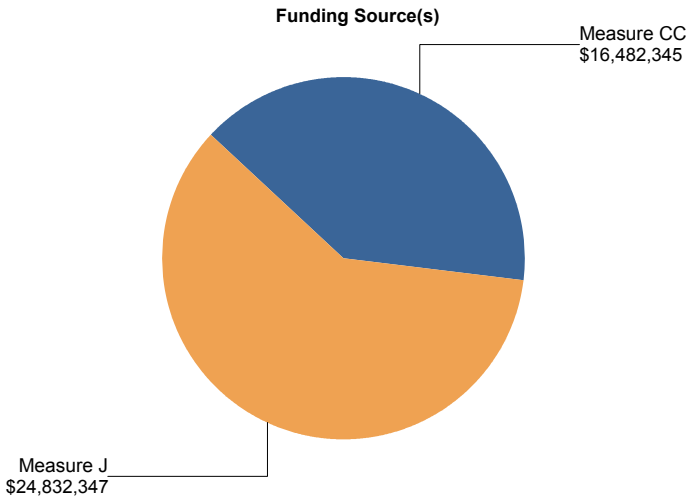

# College Project Central Services
## Sub-Project/Building Level Detail

### 40J-J85 - Real Estate Services

**SUB-PROJECT PROFILE** *OVERALL STATUS:*

DESCRIPTION:

| DESIGN START | NTP CONSTRUCTION | SUBSTANTIAL COMPLETION | ACADEMIC OCCUPANCY |
|---|---|---|---|

**PROJECT COST BREAKDOWN**

| Cost Type "Bucket" | [a] Current Budget | [b] Contracted | [c] Expended | [d] Estimate at Completion | [e]=[a]-[d] Budget Variance |
|---|---|---|---|---|---|
| Real Estate Services - City | $0 | $582 | $0 | $582 | $(582) |
| Real Estate Services - East | $0 | $648 | $0 | $648 | $(648) |
| Real Estate Services - Harbor | $0 | $422 | $0 | $422 | $(422) |
| Real Estate Services - Mission | $0 | $416 | $0 | $416 | $(416) |
| Real Estate Services - Multi-Campus | $1,000,000 | $0 | $0 | $995,280 | $4,720 |
| Real Estate Services - Pierce | $0 | $660 | $0 | $660 | $(660) |
| Real Estate Services - Southwest | $0 | $417 | $0 | $417 | $(417) |
| Real Estate Services - Trade | $0 | $590 | $0 | $590 | $(590) |
| Real Estate Services - Valley | $0 | $570 | $0 | $570 | $(570) |
| Real Estate Services - West | $0 | $414 | $0 | $414 | $(414) |
| Total Budget | $1,000,000 | $4,720 | $0 | $1,000,000 | $0 |

**Current Budget By Cost Type**

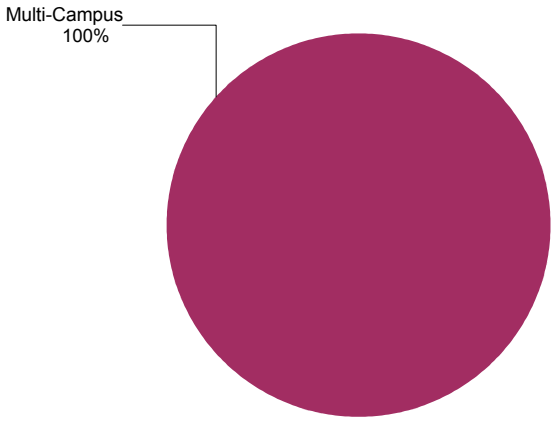


**Funding Source(s)**

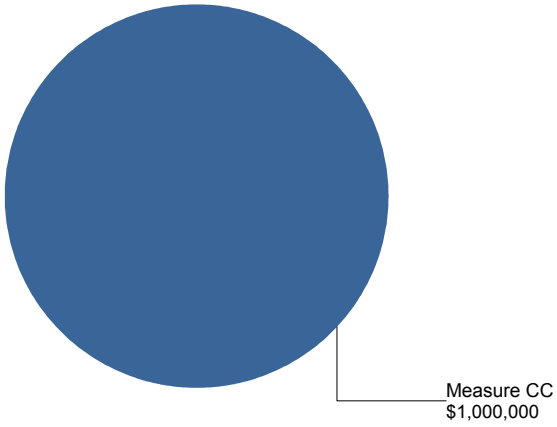

# College Project Central Services
## Sub-Project/Building Level Detail

### 40J-J86 - Legal

**SUB-PROJECT PROFILE** *OVERALL STATUS:*

DESCRIPTION: .

| DESIGN START | NTP CONSTRUCTION | SUBSTANTIAL COMPLETION | ACADEMIC OCCUPANCY |
|---|---|---|---|

**PROJECT COST BREAKDOWN**

| Cost Type "Bucket" | [a] Current Budget | [b] Contracted | [c] Expended | [d] Estimate at Completion | [e]=[a]-[d] Budget Variance |
|---|---|---|---|---|---|
| Legal - City | $6,384,234 | $4,170,507 | $4,160,140 | $6,384,234 | $0 |
| Legal - District | $0 | $0 | $0 | $0 | $0 |
| Legal - East | $10,272,613 | $8,460,748 | $8,449,053 | $10,272,613 | $0 |
| Legal - Harbor | $4,651,566 | $2,801,734 | $2,792,233 | $4,651,566 | $0 |
| Legal - Mission | $5,229,767 | $3,774,134 | $3,694,531 | $5,229,767 | $0 |
| Legal - Multi-Campus | $0 | $0 | $0 | $0 | $0 |
| Legal - northeast | $2,229,764 | $1,720,777 | $1,599,708 | $2,229,764 | $0 |
| Legal - Pierce | $8,243,284 | $6,611,121 | $6,599,196 | $8,243,284 | $0 |
| Legal - Southgate | $1,637,507 | $1,163,195 | $1,163,194 | $1,637,507 | $0 |
| Legal - Southwest | $3,321,845 | $2,138,167 | $2,130,640 | $3,321,845 | $0 |
| Legal - Trade | $6,805,055 | $5,040,187 | $5,029,523 | $6,805,055 | $0 |
| Legal - Valley | $6,384,595 | $3,802,308 | $3,788,896 | $6,384,595 | $0 |
| Legal - West | $4,393,361 | $3,199,885 | $3,192,401 | $4,393,361 | $0 |
| Total Budget | $59,553,592 | $42,882,763 | $42,599,515 | $59,553,592 | $0 |

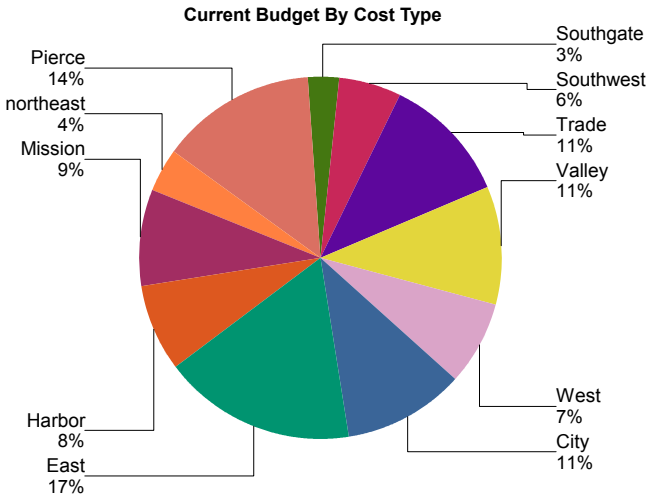


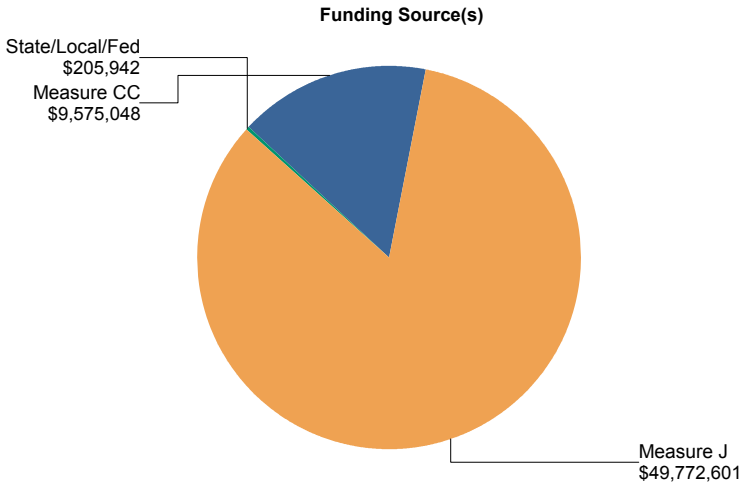

# College Project Central Services
## Sub-Project/Building Level Detail

**40J-J87 - OCIP**

**SUB-PROJECT PROFILE** *OVERALL STATUS:*

DESCRIPTION: .

| DESIGN START | NTP CONSTRUCTION | SUBSTANTIAL COMPLETION | ACADEMIC OCCUPANCY |
|---|---|---|---|

**PROJECT COST BREAKDOWN**

| Cost Type "Bucket" | [a] Current Budget | [b] Contracted | [c] Expended | [d] Estimate at Completion | [e]=[a]-[d] Budget Variance |
|---|---|---|---|---|---|
| OCIP - City | $8,901,395 | $8,574,309 | $8,344,081 | $8,901,395 | $0 |
| OCIP - District | $13,963,729 | $10,950,290 | $33,818 | $13,963,729 | $0 |
| OCIP - Districtwide | $32,200 | $0 | $0 | $32,200 | $0 |
| OCIP - East | $9,885,454 | $9,732,924 | $9,476,951 | $9,885,454 | $0 |
| OCIP - Harbor | $6,559,636 | $6,394,069 | $6,227,276 | $6,559,636 | $0 |
| OCIP - Mission | $6,740,591 | $6,568,710 | $6,404,342 | $6,740,591 | $0 |
| OCIP - Multi-Campus | $0 | $0 | $0 | $0 | $0 |
| OCIP - Pierce | $10,335,103 | $10,045,472 | $9,784,460 | $10,335,103 | $0 |
| OCIP - Southgate | $3,278,959 | $1,133,935 | $1,133,935 | $3,278,959 | $0 |
| OCIP - Southwest | $6,494,732 | $6,322,423 | $6,157,682 | $6,494,732 | $0 |
| OCIP - Trade | $9,075,482 | $8,794,816 | $8,561,417 | $9,075,482 | $0 |
| OCIP - Valley | $8,891,892 | $8,661,588 | $8,436,212 | $8,891,892 | $0 |
| OCIP - West | $6,890,775 | $6,421,708 | $6,257,900 | $6,890,775 | $0 |
| Total Budget | $91,049,948 | $83,600,245 | $70,818,074 | $91,049,948 | $0 |

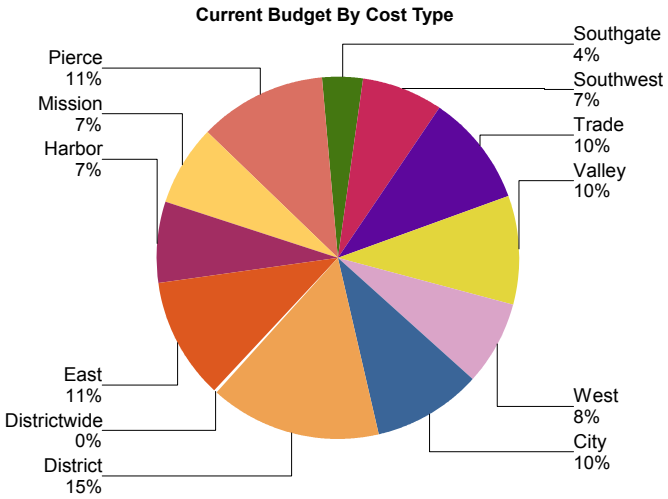


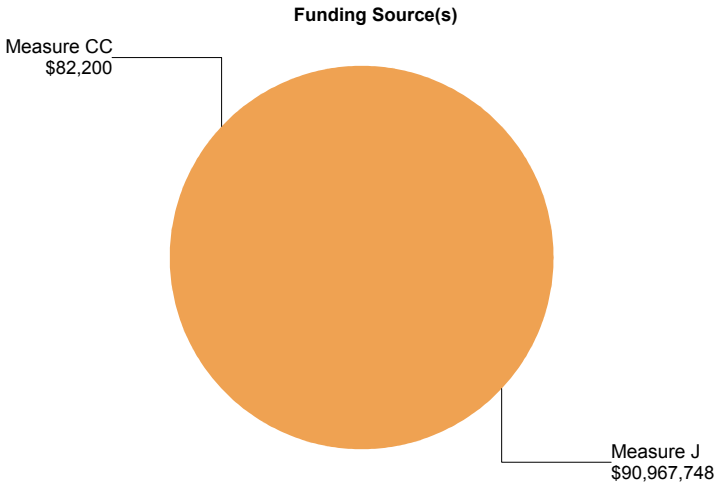

# College Project Central Services
## Sub-Project/Building Level Detail

### 40J-J88 - Asset Management

**SUB-PROJECT PROFILE** *OVERALL STATUS:*

DESCRIPTION:

| DESIGN START | NTP CONSTRUCTION | SUBSTANTIAL COMPLETION | ACADEMIC OCCUPANCY |
|---|---|---|---|

**PROJECT COST BREAKDOWN**

| Cost Type "Bucket" | [a] Current Budget | [b] Contracted | [c] Expended | [d] Estimate at Completion | [e]=[a]-[d] Budget Variance |
|---|---|---|---|---|---|
| Asset Management - City | $3,632,099 | $1,623,538 | $1,486,893 | $3,632,099 | $0 |
| Asset Management - District | $3,000,000 | $2,702,491 | $2,606,164 | $3,000,000 | $0 |
| Asset Management - East | $5,200,521 | $1,930,217 | $1,791,376 | $5,200,521 | $0 |
| Asset Management - Harbor | $1,711,701 | $1,200,310 | $1,128,992 | $1,711,701 | $0 |
| Asset Management - Mission | $2,309,049 | $1,195,192 | $1,010,514 | $2,309,049 | $0 |
| Asset Management - Multi-Campus | $3,000,000 | $0 | $0 | $3,000,000 | $0 |
| Asset Management - Pierce | $4,241,168 | $1,845,798 | $1,654,452 | $4,241,168 | $0 |
| Asset Management - Southgate | $1,794,430 | $334,883 | $334,883 | $1,794,430 | $0 |
| Asset Management - Southwest | $2,832,925 | $1,250,572 | $1,139,603 | $2,832,925 | $0 |
| Asset Management - Trade | $2,894,325 | $1,488,852 | $1,377,452 | $2,894,325 | $0 |
| Asset Management - Valley | $2,748,590 | $1,700,788 | $1,454,074 | $2,748,590 | $0 |
| Asset Management - West | $2,562,933 | $1,289,919 | $1,190,821 | $2,562,933 | $0 |
| Total Budget | $35,927,742 | $16,562,560 | $15,175,224 | $35,927,742 | $0 |

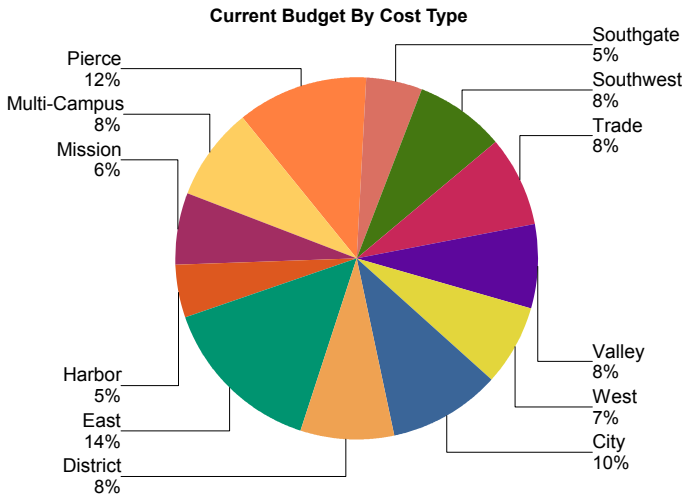


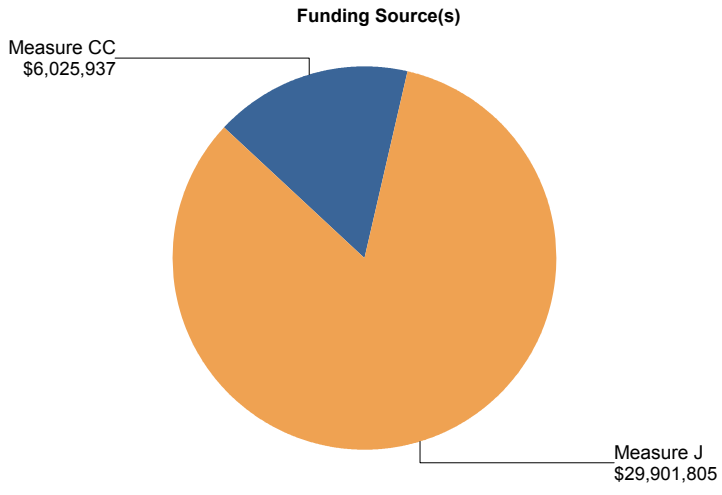

# College Project Central Services
## Sub-Project/Building Level Detail

### 40J-J89 - Move Management

**SUB-PROJECT PROFILE** *OVERALL STATUS:*

DESCRIPTION: .

| DESIGN START | NTP CONSTRUCTION | SUBSTANTIAL COMPLETION | ACADEMIC OCCUPANCY |
|---|---|---|---|

**PROJECT COST BREAKDOWN**

| Cost Type "Bucket" | [a] Current Budget | [b] Contracted | [c] Expended | [d] Estimate at Completion | [e]=[a]-[d] Budget Variance |
|---|---|---|---|---|---|
| Move Management - City | $7,682,064 | $4,203,162 | $4,015,512 | $7,682,064 | $0 |
| Move Management - District | $0 | $0 | $0 | $0 | $0 |
| Move Management - East | $10,222,154 | $6,444,388 | $6,223,290 | $10,222,154 | $0 |
| Move Management - Harbor | $6,171,091 | $3,651,277 | $3,515,959 | $6,171,091 | $0 |
| Move Management - Mission | $5,931,896 | $3,467,784 | $3,330,473 | $5,931,896 | $0 |
| Move Management - Multi-Campus | $2,500,000 | $0 | $0 | $2,500,000 | $0 |
| Move Management - Pierce | $8,562,519 | $4,620,157 | $4,408,401 | $8,562,519 | $0 |
| Move Management - Southgate | $1,400,894 | $191,045 | $191,045 | $1,400,894 | $0 |
| Move Management - Southwest | $6,701,081 | $4,231,380 | $4,097,727 | $6,701,081 | $0 |
| Move Management - Trade | $7,122,133 | $3,626,728 | $3,437,276 | $7,122,133 | $0 |
| Move Management - Valley | $7,961,622 | $4,547,899 | $4,365,053 | $7,961,622 | $0 |
| Move Management - West | $6,558,690 | $4,106,099 | $3,969,219 | $6,558,690 | $0 |
| Total Budget | $70,814,144 | $39,089,918 | $37,553,955 | $70,814,144 | $0 |

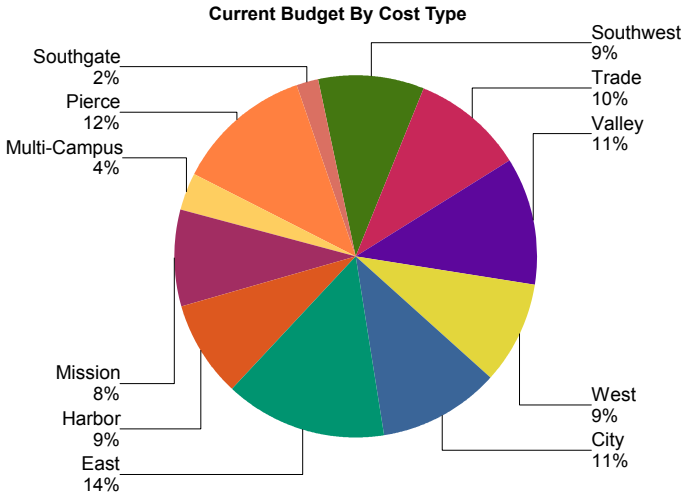


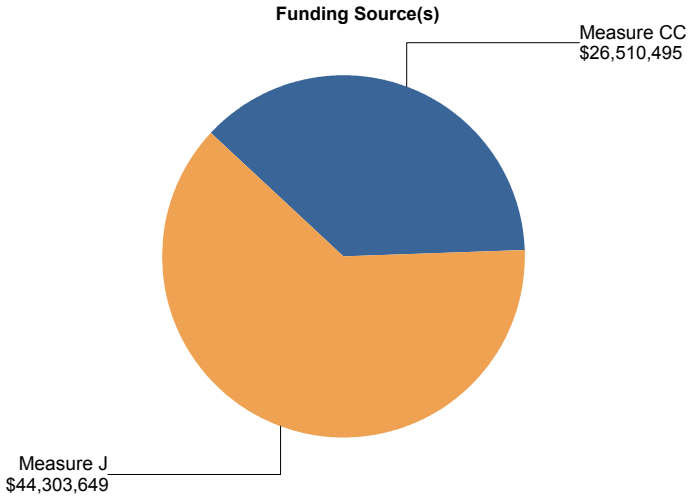

# College Project Central Services
## Sub-Project/Building Level Detail

### 40J-J90 - Program Management

**SUB-PROJECT PROFILE** *OVERALL STATUS:*

DESCRIPTION: .

| DESIGN START | NTP CONSTRUCTION | SUBSTANTIAL COMPLETION | ACADEMIC OCCUPANCY |
|---|---|---|---|

**PROJECT COST BREAKDOWN**

| Cost Type "Bucket" | [a] Current Budget | [b] Contracted | [c] Expended | [d] Estimate at Completion | [e]=[a]-[d] Budget Variance |
|---|---|---|---|---|---|
| Program Management - City | $39,327,892 | $26,499,429 | $25,806,245 | $39,327,892 | $0 |
| Program Management - District | $0 | $0 | $0 | $0 | $0 |
| Program Management - East | $43,810,885 | $29,547,796 | $28,777,092 | $43,810,885 | $0 |
| Program Management - Harbor | $28,522,088 | $19,228,209 | $18,726,015 | $28,522,088 | $0 |
| Program Management - Mission | $28,121,196 | $18,962,464 | $18,467,572 | $28,121,196 | $0 |
| Program Management - Multi-Campus | $0 | $0 | $0 | $0 | $0 |
| Program Management - Pierce | $44,563,353 | $30,019,577 | $29,233,705 | $44,563,353 | $0 |
| Program Management - Southgate | $2,372,468 | $2,372,468 | $2,372,468 | $2,372,468 | $0 |
| Program Management - Southwest | $28,325,458 | $19,145,934 | $18,649,919 | $28,325,458 | $0 |
| Program Management - Trade | $39,811,215 | $26,806,023 | $26,132,063 | $39,811,215 | $0 |
| Program Management - Valley | $38,496,389 | $25,938,218 | $25,259,639 | $38,496,389 | $0 |
| Program Management - West | $28,344,460 | $19,216,915 | $18,694,934 | $28,344,460 | $0 |
| Total Budget | $321,695,404 | $217,737,033 | $212,119,652 | $321,695,404 | $0 |

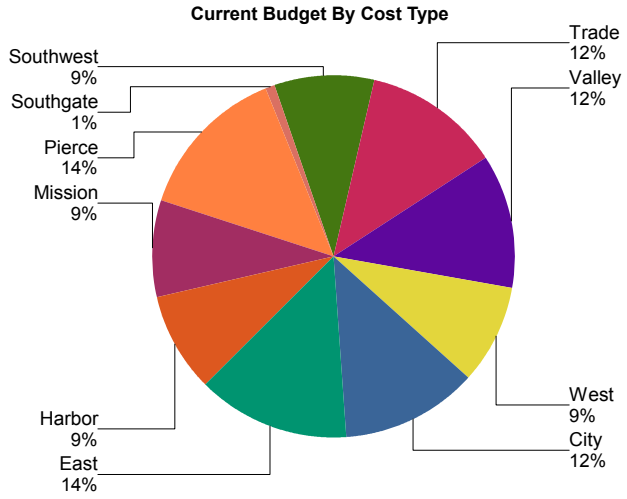


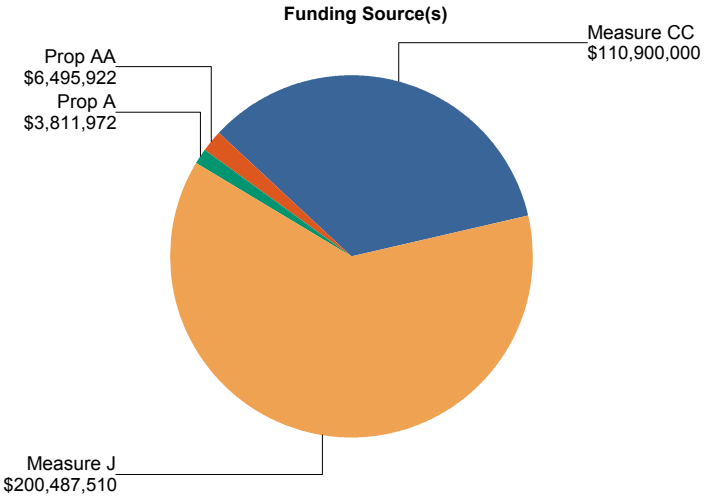

# College Project Central Services
## Sub-Project/Building Level Detail

### 40J-J91 - Project Management

**SUB-PROJECT PROFILE** *OVERALL STATUS:*

DESCRIPTION: .

| DESIGN START | NTP CONSTRUCTION | SUBSTANTIAL COMPLETION | ACADEMIC OCCUPANCY |
|---|---|---|---|

**PROJECT COST BREAKDOWN**

| Cost Type "Bucket" | [a] Current Budget | [b] Contracted | [c] Expended | [d] Estimate at Completion | [e]=[a]-[d] Budget Variance |
|---|---|---|---|---|---|
| Project Management - City | $41,496 | $41,496 | $41,496 | $41,496 | $0 |
| Project Management - East | $46,132 | $46,132 | $46,132 | $46,132 | $0 |
| Project Management - Harbor | $30,043 | $30,043 | $30,043 | $30,043 | $0 |
| Project Management - Mission | $414,659 | $414,659 | $414,659 | $414,659 | $0 |
| Project Management - Pierce | $120,447 | $120,447 | $120,447 | $120,447 | $0 |
| Project Management - Southgate | $19,909 | $19,909 | $19,909 | $19,909 | $0 |
| Project Management - Southwest | $66,461 | $66,461 | $66,461 | $66,461 | $0 |
| Project Management - Trade | $42,063 | $42,063 | $42,063 | $42,063 | $0 |
| Project Management - Valley | $40,605 | $40,605 | $40,605 | $40,605 | $0 |
| Project Management - West | $567,851 | $567,851 | $567,851 | $567,851 | $0 |
| Total Budget | $1,389,667 | $1,389,667 | $1,389,667 | $1,389,667 | $0 |

**Current Budget By Cost Type**

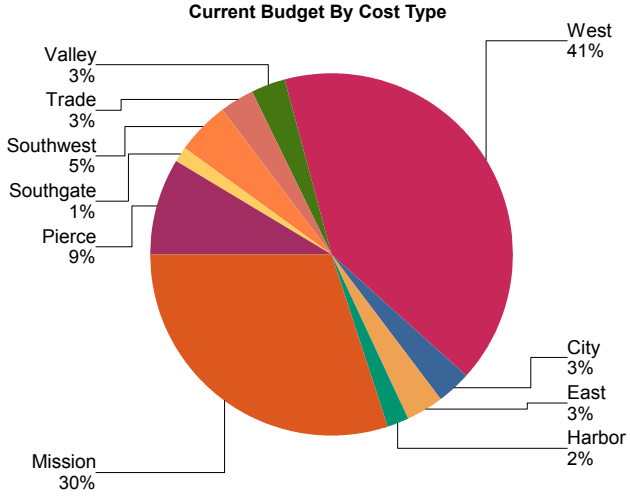


**Funding Source(s)**

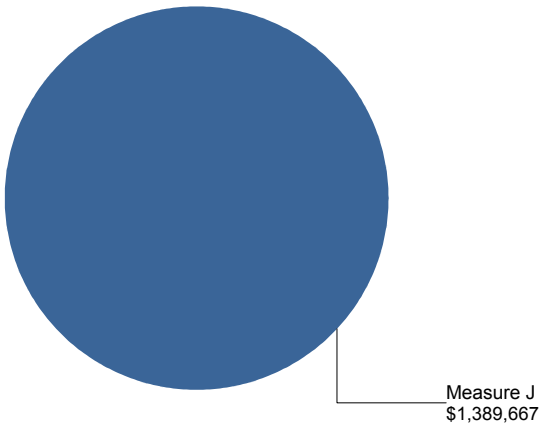

# College Project Central Services
## Sub-Project/Building Level Detail

### 40J-J92 - Corporate Center

**SUB-PROJECT PROFILE** *OVERALL STATUS:*

DESCRIPTION:

| DESIGN START | NTP CONSTRUCTION | SUBSTANTIAL COMPLETION | ACADEMIC OCCUPANCY |
|---|---|---|---|

**PROJECT COST BREAKDOWN**

| Cost Type "Bucket" | [a] Current Budget | [b] Contracted | [c] Expended | [d] Estimate at Completion | [e]=[a]-[d] Budget Variance |
|---|---|---|---|---|---|
| Corporate Center - Corporate Center | $1,925,586 | $1,764,756 | $1,572,284 | $1,925,586 | $0 |
| Total Budget | $1,925,586 | $1,764,756 | $1,572,284 | $1,925,586 | $0 |

**Current Budget By Cost Type**

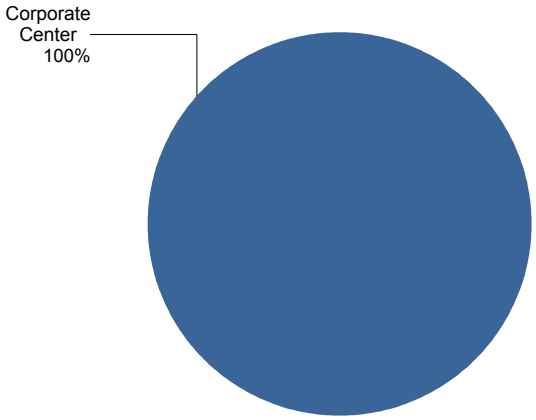


**Funding Source(s)**

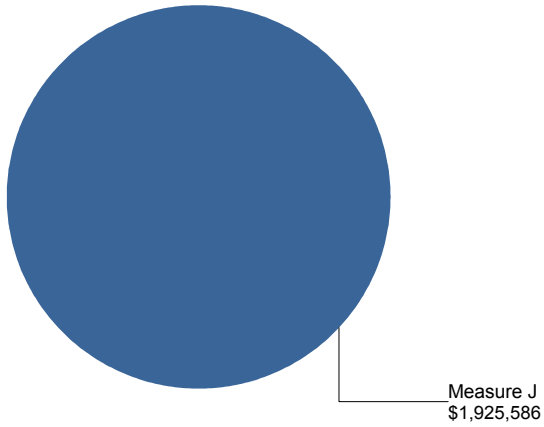

# College Project Central Services
## Sub-Project/Building Level Detail

### 40J-J94 - Audit

**SUB-PROJECT PROFILE** *OVERALL STATUS:*

DESCRIPTION:

| DESIGN START | NTP CONSTRUCTION | SUBSTANTIAL COMPLETION | ACADEMIC OCCUPANCY |
|---|---|---|---|

**PROJECT COST BREAKDOWN**

| Cost Type "Bucket" | [a] Current Budget | [b] Contracted | [c] Expended | [d] Estimate at Completion | [e]=[a]-[d] Budget Variance |
|---|---|---|---|---|---|
| Audit - City | $1,604,136 | $1,011,315 | $1,011,315 | $1,604,136 | $0 |
| Audit - District | $0 | $0 | $0 | $0 | $0 |
| Audit - East | $1,780,643 | $1,124,740 | $1,124,740 | $1,780,643 | $0 |
| Audit - Harbor | $1,156,934 | $733,329 | $733,329 | $1,157,118 | $(185) |
| Audit - Mission | $1,160,346 | $721,502 | $721,502 | $1,160,346 | $0 |
| Audit - Pierce | $1,728,219 | $1,146,536 | $1,146,536 | $1,728,219 | $0 |
| Audit - Southgate | $667,710 | $84,326 | $84,326 | $667,710 | $0 |
| Audit - Southwest | $1,125,075 | $723,602 | $723,602 | $1,125,075 | $0 |
| Audit - Trade | $1,592,747 | $1,024,662 | $1,024,662 | $1,592,274 | $474 |
| Audit - Valley | $1,561,628 | $990,939 | $990,939 | $1,561,917 | $(289) |
| Audit - West | $1,140,198 | $724,553 | $724,553 | $1,140,198 | $0 |
| Total Budget | $13,517,635 | $8,285,505 | $8,285,505 | $13,517,635 | $0 |

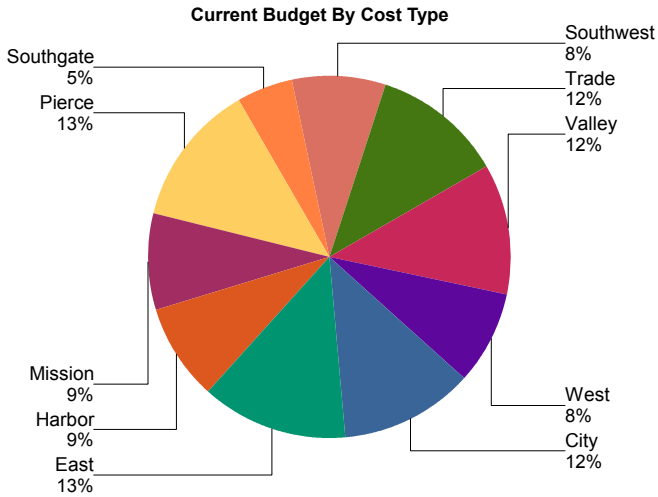


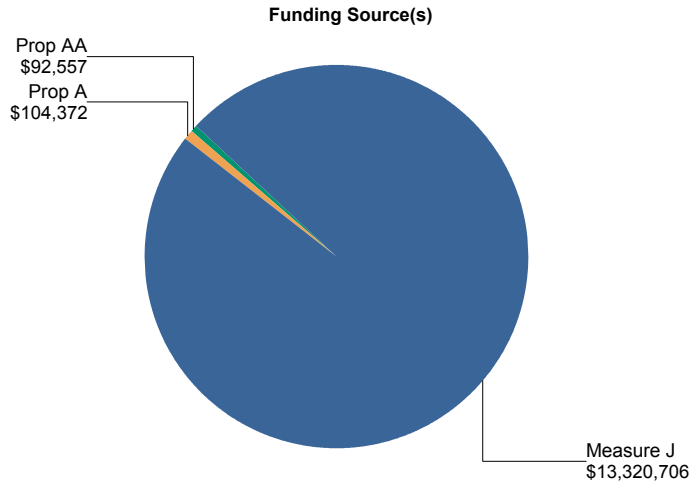

# College Project Central Services
## Sub-Project/Building Level Detail

### 40J-J95 - Specialty Consulting

**SUB-PROJECT PROFILE** *OVERALL STATUS:*

DESCRIPTION: .

| DESIGN START | NTP CONSTRUCTION | SUBSTANTIAL COMPLETION | ACADEMIC OCCUPANCY |
|---|---|---|---|

**PROJECT COST BREAKDOWN**

| Cost Type "Bucket" | [a] Current Budget | [b] Contracted | [c] Expended | [d] Estimate at Completion | [e]=[a]-[d] Budget Variance |
|---|---|---|---|---|---|
| Specialty Consulting - City | $9,598,715 | $6,017,135 | $5,200,856 | $9,598,223 | $492 |
| Specialty Consulting - College BIM Modeler - Districtwide | $1,688,000 | $30,903 | $0 | $1,688,000 | $0 |
| Specialty Consulting - District | $0 | $0 | $0 | $0 | $0 |
| Specialty Consulting - District 770 HQ | $707 | $32,699 | $32,699 | $32,699 | $(31,992) |
| Specialty Consulting - East | $10,407,916 | $6,594,899 | $5,748,165 | $10,407,916 | $0 |
| Specialty Consulting - Harbor | $7,139,817 | $4,796,811 | $3,982,480 | $7,139,817 | $0 |
| Specialty Consulting - Labor Compliance - Districtwide | $850,000 | $0 | $0 | $818,500 | $31,500 |
| Specialty Consulting - Mission | $6,683,301 | $4,001,459 | $3,744,408 | $6,683,301 | $0 |
| Specialty Consulting - Multi-Campus | $250,000 | $0 | $0 | $250,000 | $0 |
| Specialty Consulting - Pierce | $10,381,212 | $6,349,818 | $5,938,331 | $10,381,212 | $0 |
| Specialty Consulting - Southgate | $1,980,783 | $907,896 | $907,896 | $1,331,908 | $648,875 |
| Specialty Consulting - Southwest | $6,954,038 | $5,156,058 | $4,509,494 | $7,250,738 | $(296,701) |
| Specialty Consulting - Trade | $9,473,774 | $5,973,941 | $5,053,150 | $9,473,774 | $0 |
| Specialty Consulting - Valley | $9,221,510 | $5,700,052 | $5,356,630 | $9,221,510 | $0 |
| Specialty Consulting - West | $7,306,773 | $5,596,443 | $4,875,067 | $7,658,948 | $(352,175) |
| Total Budget | $81,936,546 | $51,158,113 | $45,349,177 | $81,936,546 | $0 |

# College Project Central Services
# Sub-Project/Building Level Detail

## 40J-J95 - Specialty Consulting

**SUB-PROJECT PROFILE** ***OVERALL STATUS:***

DESCRIPTION:

| DESIGN START | NTP CONSTRUCTION | SUBSTANTIAL COMPLETION | ACADEMIC OCCUPANCY |
|---|---|---|---|

**Current Budget By Cost Type**

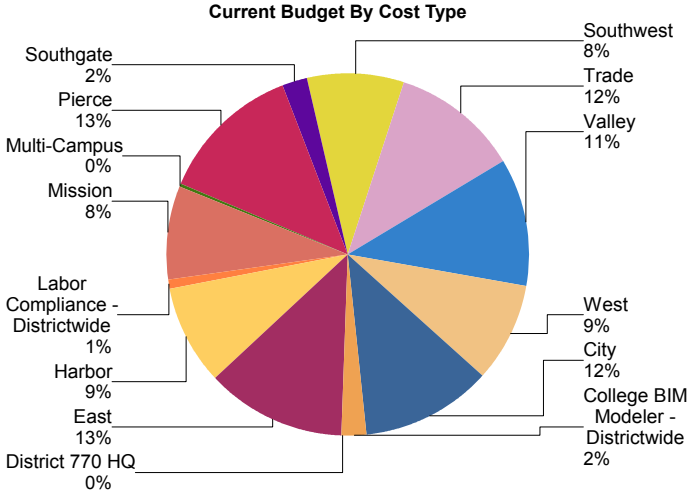


**Funding Source(s)**

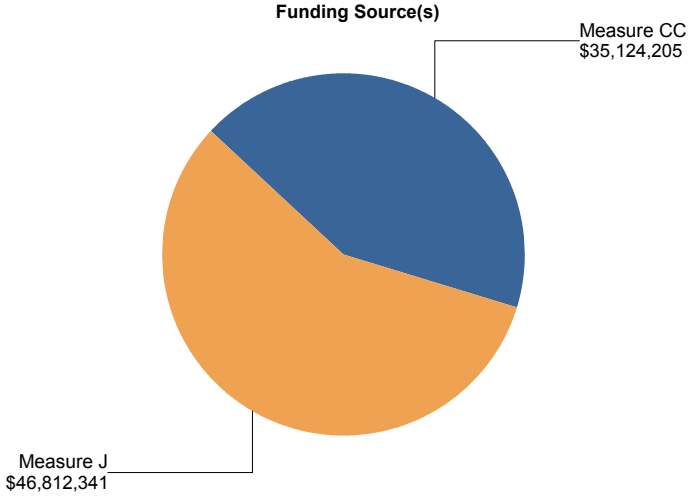

# College Project Central Services
# Sub-Project/Building Level Detail

## 40J-JPVJOBS - Asset Management- PVJOBS

### SUB-PROJECT PROFILE

***OVERALL STATUS:***

DESCRIPTION:

| DESIGN START | NTP CONSTRUCTION | SUBSTANTIAL COMPLETION | ACADEMIC OCCUPANCY |
|---|---|---|---|

### PROJECT COST BREAKDOWN

| Cost Type "Bucket" | [a] Current Budget | [b] Contracted | [c] Expended | [d] Estimate at Completion | [e]=[a]-[d] Budget Variance |
|---|---|---|---|---|---|
| Asset Management- PVJOBS - City | $2,684,003 | $2,682,964 | $2,682,964 | $2,684,003 | $0 |
| Asset Management- PVJOBS - East | $2,983,774 | $2,982,619 | $2,982,619 | $2,983,774 | $0 |
| Asset Management- PVJOBS - Harbor | $1,943,766 | $1,943,013 | $1,943,013 | $1,943,766 | $0 |
| Asset Management- PVJOBS - Mission | $1,915,764 | $1,915,022 | $1,915,022 | $1,915,764 | $0 |
| Asset Management- PVJOBS - Multi-Campus | $0 | $0 | $0 | $0 | $0 |
| Asset Management- PVJOBS - northeast | $21,578 | $21,578 | $21,578 | $21,578 | $0 |
| Asset Management- PVJOBS - Pierce | $3,043,204 | $3,042,026 | $3,042,026 | $3,043,204 | $0 |
| Asset Management- PVJOBS - Southgate | $680,056 | $680,056 | $680,056 | $680,056 | $0 |
| Asset Management- PVJOBS - Southwest | $1,920,254 | $1,919,510 | $1,919,510 | $1,920,254 | $0 |
| Asset Management- PVJOBS - Trade | $2,720,416 | $2,719,363 | $2,719,363 | $2,720,416 | $0 |
| Asset Management- PVJOBS - Valley | $2,626,818 | $2,625,801 | $2,625,801 | $2,626,818 | $0 |
| Asset Management- PVJOBS - West | $1,909,029 | $1,908,290 | $1,908,290 | $1,909,029 | $0 |
| Total Budget | $22,448,661 | $22,440,241 | $22,440,241 | $22,448,661 | $0 |

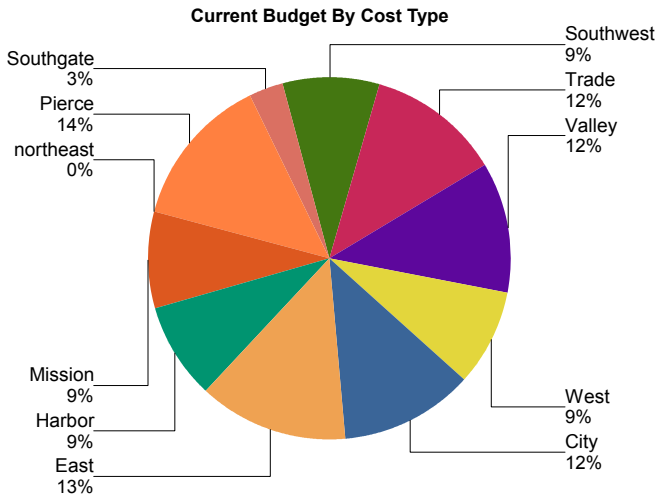


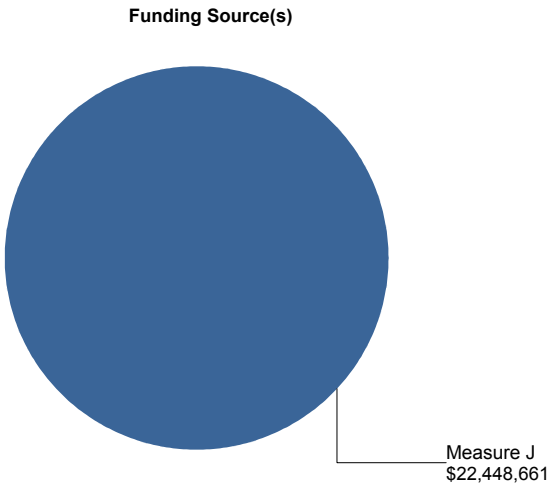

# College Project Central Services
Exhibit A

## Exhibit A
## College Project Central Services
## Budget Transfer Log

# College Project Central Services
## Sub-Project/Building Level Budget Transfer Log

| Proj Ref | Project/Building Name | Established Budget | Current Budget | Variance | Approved Date |
|---|---|---|---|---|---|
| 10D-055.00 | Bulk Procurement | $0 | $0 | | 01/31/2017 |
| 10D-055.03 | DW ATHLETIC/FITNESS EQUIP | $0 | $0 | | 01/31/2017 |
| 10D-055.06 | Bulk Purchase - CHILD DEV CTR F&E | $0 | $0 | | 01/31/2017 |
| 10D-055.07 | FIRE EXTINGUISHERS | $0 | $0 | | 01/31/2017 |
| 10D-055.08 | PROCUREMENT OF APPLIANCES | $0 | $0 | | 01/31/2017 |
| 10D-055.09 | AUDIO VISUAL EQUIPMENT | $0 | $0 | | 01/31/2017 |
| 10D-055.10 | HEALTH RELATED EQUIPMENT | $0 | $0 | | 01/31/2017 |
| 10D-055.11 | SUSTAINABLE HARD FLOORING | $0 | $0 | | 01/31/2017 |
| 10D-055.12 | ATHLETIC EQUIPMENT & SUP. | $0 | $0 | | 01/31/2017 |
| 10D-055.21 | SAFETY EQUIP. & SUPPLIES | $0 | $0 | | 01/31/2017 |
| 10D-056.01 | Document Scanning | $0 | $0 | | 01/31/2017 |
| 10D-056.06 | Central plant - centrally funded energy | $0 | $0 | | 01/31/2017 |
| 10D-057.00 | District Wide Project | $0 | $0 | | 01/31/2017 |
| 10D-080.00 | District Wide Program Mgmt | $0 | $0 | | 01/31/2017 |
| 10D-089.00 | DW-ASSET ASSESS & MOVE | $0 | $0 | | 01/31/2017 |
| 10D-090.00 | Program Management - Services | $0 | $0 | | 01/31/2017 |
| 10D-091.00 | Project Management Services | $0 | $0 | | 01/31/2017 |

Budget transfers performed to reflect campus project re-prioritization of the strategic execution plan.

# College Project Central Services
## Sub-Project/Building Level Budget Transfer Log

| Proj Ref | Project/Building Name | Established Budget | Current Budget | Variance | Approved Date |
|---|---|---|---|---|---|
| 10D-092.00 | Program Management - Reimbursables | $0 | $0 | | 01/31/2017 |
| 10D-093.00 | District Wide - Legal Services | $0 | $0 | | 01/31/2017 |
| 10D-094.00 | Performance / Financial Auditing Services | $0 | $0 | | 01/31/2017 |
| 10D-095.00 | District Wide - Other Consulting Services | $0 | $0<br>$1,269,955 | <br>$1,269,955 | 01/31/2017<br>05/24/2017 |
| 10D-096.00 | DW-INSPECTION & TESTING | $0 | $0 | | 01/31/2017 |
| 10D-097.00 | DISTRICT-WIDE DSA FEES | $0 | $0 | | 01/31/2017 |
| 10D-098.00 | Insurance | $0 | $0<br>$15,665 | <br>$15,664 | 01/31/2017<br>05/24/2017 |
| 10D-098.01 | OCIP - Escrow Deposit | $0 | $0 | | 01/31/2017 |
| 10D-099.00 | District-wide Non-Water Use Urinals (Cartridge) | $0 | $0 | | 01/31/2017 |
| 10D-100.00 | District-wide Non-Water Use Urinals (Non-Cartridge) | $0 | $0 | | 01/31/2017 |
| 10D-101.00 | District-wide Scanning and Coding | $0 | $0 | | 01/31/2017 |
| 10D-102.00 | District-wide Concrete Procurement | $0 | $0 | | 01/31/2017 |
| 10D-103.00 | District-wide Athletic/Fitness Equipment | $0 | $0 | | 01/31/2017 |
| 10D-105.00 | Off Site Storage | $0 | $0 | | 01/31/2017 |
| 10D-106.00 | Purchase of Power Tools for Maintenance & Operations | $0 | $0 | | 01/31/2017 |
| 10D-107.00 | Districtwide-Procurement of Musical Instruments | $0 | $0 | | 01/31/2017 |

Budget transfers performed to reflect campus project re-prioritization of the strategic execution plan.

# College Project Central Services
## Sub-Project/Building Level Budget Transfer Log

| Proj Ref | Project/Building Name | Established Budget | Current Budget | Variance | Approved Date |
|---|---|---|---|---|---|
| 10D-999.00 | ACCRUALS | $0 | $0 | | 01/31/2017 |
| 40J-00.PVJ.0 | PVJOBS | $0 | $0 | | 01/31/2017 |
| 40J-01-PVJ.J | PVJobs- CITY | $3,475,300 | $3,475,300 | | 01/31/2017 |
| | | | $2,684,003 | $(791,296) | 08/01/2014 |
| 40J-02-PVJ.J | PVJobs- EAST | $3,686,444 | $3,686,444 | | 01/31/2017 |
| | | | $2,983,774 | $(702,669) | 08/01/2014 |
| 40J-03-PVJ.J | PVJobs- HARBOR | $2,401,481 | $2,401,481 | | 01/31/2017 |
| | | | $1,943,766 | $(457,715) | 08/01/2014 |
| 40J-04-PVJ.J | PVJobs- MISSION | $2,366,906 | $2,366,906 | | 01/31/2017 |
| | | | $1,915,764 | $(451,141) | 08/01/2014 |
| 40J-05-PVJ.J | PVJobs- PIERCE | $3,759,922 | $3,759,922 | | 01/31/2017 |
| | | | $3,043,204 | $(716,718) | 08/01/2014 |
| 40J-06-PVJ.J | PVJobs- Southwest | $2,372,463 | $2,372,463 | | 01/31/2017 |
| | | | $1,920,254 | $(452,208) | 08/01/2014 |
| 40J-07-PVJ.J | PVJOBS-TRADE | $3,361,050 | $3,361,050 | | 01/31/2017 |
| | | | $2,720,416 | $(640,633) | 08/01/2014 |
| 40J-08-PVJ.J | PVJOBS-VALLEY | $3,245,403 | $3,245,403 | | 01/31/2017 |
| | | | $2,626,818 | $(618,585) | 08/01/2014 |
| 40J-09-PVJ.J | PVJOBS- WEST | $2,358,569 | $2,358,569 | | 01/31/2017 |
| | | | $1,909,029 | $(449,539) | 08/01/2014 |
| 40J-110.00 | Resource & Recovery - City | $821,035 | $821,035 | | 01/31/2017 |
| 40J-155.00 | FF & E- City | $3,187,537 | $3,187,537 | | 01/31/2017 |
| | | | $3,187,599 | $61 | 12/13/2018 |
| | | | $2,869,775 | $(317,823) | 01/31/2019 |

Budget transfers performed to reflect campus project re-prioritization of the strategic execution plan.

# College Project Central Services
## Sub-Project/Building Level Budget Transfer Log

| Proj Ref | Project/Building Name | Established Budget | Current Budget | Variance | Approved Date |
|---|---|---|---|---|---|
| 40J-155.01 | FF & E- City | $15,903 | $15,903 | | 01/31/2017 |
| 40J-185.00 | Real Estate Services - City | $0 | $0 | | 01/31/2017 |
| 40J-186.00 | Legal - City | $4,922,717 | $4,922,717 | | 01/31/2017 |
| | | | $7,390,717 | $2,468,000 | 08/15/2014 |
| | | | $6,384,234 | $(1,006,482) | 05/18/2016 |
| 40J-187.00 | OCIP - City | $7,810,714 | $7,810,714 | | 01/31/2017 |
| | | | $8,901,395 | $1,090,681 | 08/30/2016 |
| 40J-188.00 | Asset Management- City | $3,632,099 | $3,632,099 | | 01/31/2017 |
| 40J-189.00 | Move Management- City | $7,449,998 | $7,449,998 | | 01/31/2017 |
| | | | $7,682,064 | $232,065 | 10/21/2015 |
| 40J-190.00 | Program Management - City | $38,391,053 | $38,391,053 | | 01/31/2017 |
| | | | $38,391,053 | $0 | 04/04/2017 |
| | | | $39,327,892 | $936,839 | 03/29/2018 |
| 40J-191.00 | Project Management - City | $41,496 | $41,496 | | 01/31/2017 |
| 40J-194.00 | Audit - City | $1,604,136 | $1,604,136 | | 01/31/2017 |
| | | | $1,604,136 | $0 | 04/04/2017 |
| 40J-195.00 | Specialty Consulting - City | $5,939,695 | $5,939,695 | | 01/31/2017 |
| | | | $6,013,735 | $74,040 | 07/26/2018 |
| 40J-195.01 | College BIM Modeler - City | $0 | $0 | | 01/31/2017 |
| | | | $282,649 | $282,648 | 08/01/2014 |
| | | | $288,036 | $5,387 | 01/18/2018 |
| | | | $289,147 | $1,110 | 03/29/2018 |
| | | | $308,118 | $18,971 | 04/27/2018 |
| 40J-195.02 | Community Economic Development - City | $423,985 | $423,985 | | 01/31/2017 |
| | | | $932,633 | $508,648 | 08/01/2014 |

Budget transfers performed to reflect campus project re-prioritization of the strategic execution plan.

# College Project Central Services
## Sub-Project/Building Level Budget Transfer Log

| Proj Ref | Project/Building Name | Established Budget | Current Budget | Variance | Approved Date |
|---|---|---|---|---|---|
| 40J-195.03 | Districtwide Signage - City | $0 | $0 | | 01/31/2017 |
| | | | $20,000 | $20,000 | 03/27/2017 |
| 40J-195.04 | District-Wide Planning - Specialty Consulting - City | $895,244 | $895,244 | | 01/31/2017 |
| 40J-195.05 | Labor Compliance - City | $671,974 | $671,974 | | 01/31/2017 |
| 40J-195.06 | District Central Services - Specialty Consulting - City | $757,010 | $757,010 | | 01/31/2017 |
| 40J-210.00 | Resource & Recovery- East | $1,033,584 | $1,033,584 | | 01/31/2017 |
| 40J-255.00 | FF & E- East | $4,270,356 | $4,270,356 | | 01/31/2017 |
| | | | $3,920,356 | $(350,000) | 05/24/2017 |
| | | | $3,920,425 | $68 | 12/13/2018 |
| | | | $2,878,739 | $(1,041,686) | 01/31/2019 |
| 40J-255.01 | FF & E- East | $17,678 | $17,678 | | 01/31/2017 |
| 40J-285.00 | Real Estate Services - East | $0 | $0 | | 01/31/2017 |
| 40J-286.00 | Legal - East | $6,017,052 | $6,017,052 | | 01/31/2017 |
| | | | $8,761,052 | $2,744,000 | 08/15/2014 |
| | | | $8,822,613 | $61,560 | 05/18/2016 |
| | | | $9,572,613 | $750,000 | 08/08/2016 |
| | | | $10,272,613 | $700,000 | 11/07/2018 |
| 40J-287.00 | OCIP - East | $10,617,470 | $10,617,470 | | 01/31/2017 |
| | | | $9,885,454 | $(732,015) | 08/30/2016 |
| 40J-288.00 | Asset Management- East | $5,200,521 | $5,200,521 | | 01/31/2017 |
| 40J-289.00 | Move Management- East | $10,019,354 | $10,019,354 | | 01/31/2017 |
| | | | $10,222,154 | $202,799 | 10/21/2015 |
| 40J-290.00 | Program Management - East | $43,417,763 | $43,417,763 | | 01/31/2017 |

Budget transfers performed to reflect campus project re-prioritization of the strategic execution plan.

# College Project Central Services
## Sub-Project/Building Level Budget Transfer Log

| Proj Ref | Project/Building Name | Established Budget | Current Budget | Variance | Approved Date |
|---|---|---|---|---|---|
| | | | $43,810,885 | $393,121 | 03/29/2018 |
| 40J-291.00 | Project Management - East | $46,132 | $46,132 | | 01/31/2017 |
| 40J-294.00 | Audit - East | $1,780,643 | $1,780,643 | | 01/31/2017 |
| 40J-295.00 | Specialty Consulting - East | $6,595,375 | $6,595,375 | | 01/31/2017 |
| | | | $6,586,375 | $(9,000) | 03/29/2018 |
| | | | $6,668,695 | $82,320 | 07/26/2018 |
| 40J-295.01 | College BIM Modeler - East | $0 | $0 | | 01/31/2017 |
| | | | $314,258 | $314,257 | 08/01/2014 |
| | | | $320,247 | $5,989 | 01/18/2018 |
| | | | $321,482 | $1,234 | 03/29/2018 |
| | | | $342,576 | $21,093 | 04/27/2018 |
| 40J-295.02 | Community Economic Development - East | $471,400 | $471,400 | | 01/31/2017 |
| | | | $859,812 | $388,411 | 08/01/2014 |
| 40J-295.03 | Districtwide Signage - East | $0 | $0 | | 01/31/2017 |
| | | | $20,000 | $20,000 | 03/27/2017 |
| 40J-295.04 | District-Wide Planning - Specialty Consulting - East | $928,045 | $928,045 | | 01/31/2017 |
| 40J-295.05 | Labor Compliance - East | $747,122 | $747,122 | | 01/31/2017 |
| 40J-295.06 | District Central Services - Specialty Consulting - East | $841,667 | $841,667 | | 01/31/2017 |
| 40J-310.00 | Resource & Recovery- Harbor | $678,816 | $678,816 | | 01/31/2017 |
| 40J-355.00 | FF & E- Harbor | $3,067,958 | $3,067,958 | | 01/31/2017 |
| | | | $3,068,003 | $44 | 12/13/2018 |
| | | | $2,562,390 | $(505,613) | 01/31/2019 |
| 40J-355.01 | FF & E- Harbor | $11,513 | $11,513 | | 01/31/2017 |

Budget transfers performed to reflect campus project re-prioritization of the strategic execution plan.

# College Project Central Services
## Sub-Project/Building Level Budget Transfer Log

| Proj Ref | Project/Building Name | Established Budget | Current Budget | Variance | Approved Date |
|---|---|---|---|---|---|
| 40J-385.00 | Real Estate Services - Harbor | $0 | $0 | | 01/31/2017 |
| 40J-386.00 | Legal - Harbor | $3,249,566 | $3,249,566 | | 01/31/2017 |
| | | | $5,037,566 | $1,788,000 | 08/15/2014 |
| | | | $4,437,566 | $(600,000) | 07/26/2016 |
| | | | $4,224,807 | $(212,759) | 12/28/2016 |
| | | | $4,651,566 | $426,759 | 11/07/2018 |
| 40J-387.00 | OCIP - Harbor | $6,855,933 | $6,855,933 | | 01/31/2017 |
| | | | $6,559,636 | $(296,297) | 08/30/2016 |
| 40J-388.00 | Asset Management- Harbor | $1,711,701 | $1,711,701 | | 01/31/2017 |
| 40J-389.00 | Move Management- Harbor | $5,964,956 | $5,964,956 | | 01/31/2017 |
| | | | $6,171,091 | $206,134 | 10/21/2015 |
| 40J-390.00 | Program Management - Harbor | $27,540,093 | $27,540,093 | | 01/31/2017 |
| | | | $27,540,093 | $0 | 04/04/2017 |
| | | | $28,522,088 | $981,994 | 03/29/2018 |
| 40J-391.00 | Project Management - Harbor | $30,043 | $30,043 | | 01/31/2017 |
| 40J-394.00 | Audit - Harbor | $1,156,934 | $1,156,934 | | 01/31/2017 |
| | | | $1,156,934 | $0 | 04/04/2017 |
| 40J-395.00 | Specialty Consulting - Harbor | $4,287,664 | $4,287,664 | | 01/31/2017 |
| | | | $4,341,304 | $53,640 | 07/26/2018 |
| 40J-395.01 | College BIM Modeler - Harbor | $0 | $0 | | 01/31/2017 |
| | | | $204,771 | $204,771 | 08/01/2014 |
| | | | $208,674 | $3,902 | 01/18/2018 |
| | | | $209,479 | $804 | 03/29/2018 |
| | | | $223,223 | $13,744 | 04/27/2018 |
| 40J-395.02 | Community Economic Development - Harbor | $307,166 | $307,166 | | 01/31/2017 |
| | | | $560,110 | $252,943 | 08/01/2014 |

Budget transfers performed to reflect campus project re-prioritization of the strategic execution plan.

# College Project Central Services
## Sub-Project/Building Level Budget Transfer Log

| Proj Ref | Project/Building Name | Established Budget | Current Budget | Variance | Approved Date |
|---|---|---|---|---|---|
| 40J-395.03 | Districtwide Signage - Harbor | $0 | $0 | | 01/31/2017 |
| | | | $10,000 | $10,000 | 03/27/2017 |
| 40J-395.04 | District-Wide Planning - Specialty Consulting - Harbor | $969,920 | $969,920 | | 01/31/2017 |
| 40J-395.05 | Labor Compliance - Harbor | $486,827 | $486,827 | | 01/31/2017 |
| 40J-395.06 | District Central Services - Specialty Consulting - Harbor | $548,433 | $548,433 | | 01/31/2017 |
| 40J-410.00 | Resource & Recovery - Mission | $605,333 | $605,333 | | 01/31/2017 |
| 40J-455.00 | FF & E- Mission | $2,484,867 | $2,484,867 | | 01/31/2017 |
| | | | $2,484,911 | $44 | 12/13/2018 |
| | | | $2,450,106 | $(34,805) | 01/31/2019 |
| 40J-455.01 | FF & E- Mission | $35,177 | $35,177 | | 01/31/2017 |
| 40J-485.00 | Real Estate Services - Mission | $0 | $0 | | 01/31/2017 |
| 40J-486.00 | Legal - Mission | $2,817,767 | $2,817,767 | | 01/31/2017 |
| | | | $4,579,767 | $1,762,000 | 08/15/2014 |
| | | | $5,579,767 | $1,000,000 | 05/18/2016 |
| | | | $5,229,767 | $(350,000) | 11/07/2018 |
| 40J-487.00 | OCIP - Mission | $6,819,249 | $6,819,249 | | 01/31/2017 |
| | | | $6,740,591 | $(78,657) | 08/30/2016 |
| 40J-488.00 | Asset Management- Mission | $2,309,049 | $2,309,049 | | 01/31/2017 |
| 40J-489.00 | Move Management- Mission | $6,022,488 | $6,022,488 | | 01/31/2017 |
| | | | $5,931,896 | $(90,592) | 10/21/2015 |
| 40J-490.00 | Program Management - Mission | $27,399,548 | $27,399,548 | | 01/31/2017 |
| | | | $28,121,196 | $721,648 | 03/29/2018 |
| 40J-491.00 | Project Management - Mission | $414,944 | $414,944 | | 01/31/2017 |

Budget transfers performed to reflect campus project re-prioritization of the strategic execution plan.

# College Project Central Services
## Sub-Project/Building Level Budget Transfer Log

| Proj Ref | Project/Building Name | Established Budget | Current Budget | Variance | Approved Date |
|---|---|---|---|---|---|
| | | | $414,659 | $(285) | 09/17/2018 |
| 40J-494.00 | Audit - Mission | $1,160,346 | $1,160,346 | | 01/31/2017 |
| 40J-495.00 | Specialty Consulting - Mission | $4,285,347 | $4,285,347 | | 01/31/2017 |
| | | | $4,338,207 | $52,860 | 07/26/2018 |
| 40J-495.01 | College BIM Modeler - Mission | $0 | $0 | | 01/31/2017 |
| | | | $201,794 | $201,793 | 08/01/2014 |
| | | | $205,640 | $3,846 | 01/18/2018 |
| | | | $206,433 | $792 | 03/29/2018 |
| | | | $219,978 | $13,544 | 04/27/2018 |
| 40J-495.02 | Community Economic Development - Mission | $302,699 | $302,699 | | 01/31/2017 |
| | | | $552,047 | $249,348 | 08/01/2014 |
| 40J-495.04 | District-Wide Planning - Specialty Consulting - Mission | $552,862 | $552,862 | | 01/31/2017 |
| 40J-495.05 | Labor Compliance - Mission | $479,748 | $479,748 | | 01/31/2017 |
| 40J-495.06 | District Central Services - Specialty Consulting - Mission | $540,458 | $540,458 | | 01/31/2017 |
| 40J-510.00 | Resource & Recovery - Pierce | $845,556 | $845,556 | | 01/31/2017 |
| 40J-555.00 | FF & E- Pierce | $4,689,390 | $4,689,390 | | 01/31/2017 |
| | | | $4,689,460 | $69 | 12/13/2018 |
| | | | $4,911,528 | $222,068 | 01/31/2019 |
| 40J-555.01 | FF & E- Pierce | $18,034 | $18,034 | | 01/31/2017 |
| 40J-585.00 | Real Estate Services - Pierce | $0 | $0 | | 01/31/2017 |
| 40J-586.00 | Legal - Pierce | $5,445,284 | $5,445,284 | | 01/31/2017 |
| | | | $8,243,284 | $2,798,000 | 08/15/2014 |
| 40J-587.00 | OCIP - Pierce | $10,305,326 | $10,305,326 | | 01/31/2017 |

Budget transfers performed to reflect campus project re-prioritization of the strategic execution plan.

# College Project Central Services
## Sub-Project/Building Level Budget Transfer Log

| Proj Ref | Project/Building Name | Established Budget | Current Budget | Variance | Approved Date |
|---|---|---|---|---|---|
| | | | $10,335,103 | $29,777 | 08/30/2016 |
| 40J-588.00 | Asset Management- Pierce | $4,241,168 | $4,241,168 | | 01/31/2017 |
| 40J-589.00 | Move Management- Pierce | $10,085,350 | $10,085,350 | | 01/31/2017 |
| | | | $8,562,519 | $(1,522,831) | 10/21/2015 |
| 40J-590.00 | Program Management - Pierce | $43,715,923 | $43,715,923 | | 01/31/2017 |
| | | | $44,563,353 | $847,429 | 03/29/2018 |
| 40J-591.00 | Project Management - Pierce | $120,447 | $120,447 | | 01/31/2017 |
| 40J-594.00 | Audit - Pierce | $1,728,219 | $1,728,219 | | 01/31/2017 |
| | | | $1,728,219 | $0 | 04/04/2017 |
| 40J-595.00 | Specialty Consulting - Pierce | $6,536,316 | $6,536,316 | | 01/31/2017 |
| | | | $6,620,256 | $83,940 | 07/26/2018 |
| 40J-595.01 | College BIM Modeler - Pierce | $0 | $0 | | 01/31/2017 |
| | | | $320,442 | $320,442 | 08/01/2014 |
| | | | $326,550 | $6,107 | 01/18/2018 |
| | | | $327,809 | $1,259 | 03/29/2018 |
| | | | $349,317 | $21,508 | 04/27/2018 |
| 40J-595.02 | Community Economic Development - Pierce | $480,677 | $480,677 | | 01/31/2017 |
| | | | $876,953 | $396,275 | 08/01/2014 |
| 40J-595.03 | Districtwide Signage - Pierce | $0 | $0 | | 01/31/2017 |
| | | | $10,000 | $10,000 | 03/27/2017 |
| 40J-595.04 | District-Wide Planning - Specialty Consulting - Pierce | $904,631 | $904,631 | | 01/31/2017 |
| 40J-595.05 | Labor Compliance - Pierce | $761,825 | $761,825 | | 01/31/2017 |
| 40J-595.06 | District Central Services - Specialty Consulting - Pierce | $858,231 | $858,231 | | 01/31/2017 |

Budget transfers performed to reflect campus project re-prioritization of the strategic execution plan.

# College Project Central Services
## Sub-Project/Building Level Budget Transfer Log

| Proj Ref | Project/Building Name | Established Budget | Current Budget | Variance | Approved Date |
|---|---|---|---|---|---|
| 40J-610.00 | Resource & Recovery - Southwest | $764,616 | $764,616 | | 01/31/2017 |
| 40J-655.00 | FF & E- Southwest | $3,486,468 | $3,486,468 | | 01/31/2017 |
| | | | $3,486,512 | $44 | 12/13/2018 |
| | | | $2,497,016 | $(989,496) | 01/31/2019 |
| 40J-655.01 | FF & E- Southwest | $11,376 | $11,376 | | 01/31/2017 |
| 40J-685.00 | Real Estate Services - Southwest | $0 | $0 | | 01/31/2017 |
| 40J-686.00 | Legal - Southwest | $2,824,406 | $2,824,406 | | 01/31/2017 |
| | | | $4,590,406 | $1,766,000 | 08/15/2014 |
| | | | $3,528,845 | $(1,061,560) | 05/18/2016 |
| | | | $2,778,845 | $(750,000) | 08/08/2016 |
| | | | $3,321,845 | $543,000 | 11/07/2018 |
| 40J-687.00 | OCIP - Southwest | $6,567,225 | $6,567,225 | | 01/31/2017 |
| | | | $6,494,732 | $(72,493) | 08/30/2016 |
| 40J-688.00 | Asset Management- Southwest | $2,832,925 | $2,832,925 | | 01/31/2017 |
| 40J-689.00 | Move Management- Southwest | $6,358,649 | $6,358,649 | | 01/31/2017 |
| | | | $6,701,081 | $342,431 | 10/21/2015 |
| 40J-690.00 | Program Management - Southwest | $27,377,545 | $27,377,545 | | 01/31/2017 |
| | | | $28,325,458 | $947,912 | 03/29/2018 |
| 40J-691.00 | Project Management - Southwest | $66,461 | $66,461 | | 01/31/2017 |
| 40J-694.00 | Audit- Southwest | $1,125,075 | $1,125,075 | | 01/31/2017 |
| 40J-695.00 | Specialty Consulting - Southwest | $4,286,010 | $4,286,010 | | 01/31/2017 |
| | | | $4,338,990 | $52,980 | 07/26/2018 |
| 40J-695.01 | College BIM Modeler - Southwest | $0 | $0 | | 01/31/2017 |
| | | | $202,252 | $202,251 | 08/01/2014 |
| | | | $206,107 | $3,854 | 01/18/2018 |

Budget transfers performed to reflect campus project re-prioritization of the strategic execution plan.

# College Project Central Services
## Sub-Project/Building Level Budget Transfer Log

| Proj Ref | Project/Building Name | Established Budget | Current Budget | Variance | Approved Date |
|---|---|---|---|---|---|
| | | | $206,901 | $794 | 03/29/2018 |
| | | | $220,477 | $13,575 | 04/27/2018 |
| 40J-695.02 | Community Economic Development - Southwest | $303,386 | $303,386 | | 01/31/2017 |
| | | | $553,343 | $249,956 | 08/01/2014 |
| 40J-695.03 | Districtwide Signage - Southwest | $0 | $0 | | 01/31/2017 |
| | | | $15,000 | $15,000 | 03/27/2017 |
| 40J-695.04 | District-Wide Planning - Specialty Consulting - Southwest | $803,705 | $803,705 | | 01/31/2017 |
| 40J-695.05 | Labor Compliance - Southwest | $480,837 | $480,837 | | 01/31/2017 |
| 40J-695.06 | District Central Services - Specialty Consulting - Southwest | $541,685 | $541,685 | | 01/31/2017 |
| 40J-710.00 | Resource & Recovery - Trade | $731,111 | $731,111 | | 01/31/2017 |
| 40J-755.00 | FF & E- Trade | $3,659,468 | $3,659,468 | | 01/31/2017 |
| | | | $3,659,530 | $62 | 12/13/2018 |
| | | | $2,778,959 | $(880,571) | 01/31/2019 |
| 40J-755.01 | FF & E- Trade | $16,118 | $16,118 | | 01/31/2017 |
| 40J-785.00 | Real Estate Services - Trade | $0 | $0 | | 01/31/2017 |
| 40J-786.00 | Legal - Trade | $4,653,055 | $4,653,055 | | 01/31/2017 |
| | | | $7,155,055 | $2,502,000 | 08/15/2014 |
| | | | $6,805,055 | $(350,000) | 11/07/2018 |
| 40J-787.00 | OCIP - Trade | $7,914,840 | $7,914,840 | | 01/31/2017 |
| | | | $9,075,482 | $1,160,641 | 08/30/2016 |
| 40J-788.00 | Asset Management- Trade | $2,894,325 | $2,894,325 | | 01/31/2017 |
| 40J-789.00 | Move Management- Trade | $6,606,008 | $6,606,008 | | 01/31/2017 |
| | | | $7,122,133 | $516,125 | 10/21/2015 |

Budget transfers performed to reflect campus project re-prioritization of the strategic execution plan.

# College Project Central Services
## Sub-Project/Building Level Budget Transfer Log

| Proj Ref | Project/Building Name | Established Budget | Current Budget | Variance | Approved Date |
|---|---|---|---|---|---|
| 40J-790.00 | Program Management - Trade | $38,549,476 | $38,549,476 | | 01/31/2017 |
| | | | $39,811,215 | $1,261,738 | 03/29/2018 |
| 40J-791.00 | Project Management - Trade | $42,063 | $42,063 | | 01/31/2017 |
| 40J-794.00 | Audit - Trade | $1,592,747 | $1,592,747 | | 01/31/2017 |
| 40J-795.00 | Specialty Consulting - Trade | $5,875,328 | $5,875,328 | | 01/31/2017 |
| | | | $5,831,671 | $(43,657) | 01/18/2018 |
| | | | $5,906,731 | $75,060 | 07/26/2018 |
| 40J-795.01 | College BIM Modeler - Trade | $0 | $0 | | 01/31/2017 |
| | | | $286,543 | $286,542 | 08/01/2014 |
| | | | $292,004 | $5,461 | 01/18/2018 |
| | | | $293,130 | $1,125 | 03/29/2018 |
| | | | $312,363 | $19,233 | 04/27/2018 |
| 40J-795.02 | Community Economic Development - Trade | $429,826 | $429,826 | | 01/31/2017 |
| | | | $783,917 | $354,091 | 08/01/2014 |
| 40J-795.04 | District-Wide Planning - Specialty Consulting - Trade | $1,022,093 | $1,022,093 | | 01/31/2017 |
| 40J-795.05 | Labor Compliance - Trade | $681,231 | $681,231 | | 01/31/2017 |
| 40J-795.06 | District Central Services - Specialty Consulting - Trade | $767,438 | $767,438 | | 01/31/2017 |
| 40J-810.00 | Resource & Recovery - Valley | $858,432 | $858,432 | | 01/31/2017 |
| 40J-855.00 | FF & E- Valley | $2,722,991 | $2,722,991 | | 01/31/2017 |
| | | | $2,723,051 | $60 | 12/13/2018 |
| | | | $2,602,373 | $(120,678) | 01/31/2019 |
| 40J-855.01 | FF & E- Valley | $15,561 | $15,561 | | 01/31/2017 |
| 40J-885.00 | Real Estate Services - Valley | $0 | $0 | | 01/31/2017 |

Budget transfers performed to reflect campus project re-prioritization of the strategic execution plan.

# College Project Central Services
## Sub-Project/Building Level Budget Transfer Log

| Proj Ref | Project/Building Name | Established Budget | Current Budget | Variance | Approved Date |
|---|---|---|---|---|---|
| 40J-886.00 | Legal - Valley | $4,511,595 | $4,511,595 | | 01/31/2017 |
| | | | $6,927,595 | $2,416,000 | 08/15/2014 |
| | | | $6,327,595 | $(600,000) | 07/26/2016 |
| | | | $6,384,595 | $57,000 | 11/07/2018 |
| 40J-887.00 | OCIP - Valley | $9,274,461 | $9,274,461 | | 01/31/2017 |
| | | | $8,891,892 | $(382,568) | 08/30/2016 |
| 40J-888.00 | Asset Management- Valley | $2,748,590 | $2,748,590 | | 01/31/2017 |
| 40J-889.00 | Move Management- Valley | $7,144,978 | $7,144,978 | | 01/31/2017 |
| | | | $7,961,622 | $816,643 | 10/21/2015 |
| 40J-890.00 | Program Management - Valley | $37,365,971 | $37,365,971 | | 01/31/2017 |
| | | | $38,496,389 | $1,130,418 | 03/29/2018 |
| 40J-891.00 | Project Management - Valley | $40,605 | $40,605 | | 01/31/2017 |
| 40J-894.00 | Audit - Valley | $1,561,628 | $1,561,628 | | 01/31/2017 |
| | | | $1,561,628 | $0 | 04/04/2017 |
| 40J-895.00 | Specialty Consulting - Valley | $5,788,712 | $5,788,712 | | 01/31/2017 |
| | | | $5,861,192 | $72,480 | 07/26/2018 |
| 40J-895.01 | College BIM Modeler - Valley | $0 | $0 | | 01/31/2017 |
| | | | $276,693 | $276,693 | 08/01/2014 |
| | | | $281,967 | $5,273 | 01/18/2018 |
| | | | $283,054 | $1,087 | 03/29/2018 |
| | | | $301,626 | $18,572 | 04/27/2018 |
| 40J-895.02 | Community Economic Development - Valley | $415,052 | $415,052 | | 01/31/2017 |
| | | | $756,944 | $341,891 | 08/01/2014 |
| 40J-895.03 | Districtwide Signage - Valley | $0 | $0 | | 01/31/2017 |
| | | | $40,000 | $40,000 | 03/27/2017 |

Budget transfers performed to reflect campus project re-prioritization of the strategic execution plan.

# College Project Central Services
## Sub-Project/Building Level Budget Transfer Log

| Proj Ref | Project/Building Name | Established Budget | Current Budget | Variance | Approved Date |
|---|---|---|---|---|---|
| 40J-895.04 | District-Wide Planning - Specialty Consulting - Valley | $862,872 | $862,872 | | 01/31/2017 |
| 40J-895.05 | Labor Compliance - Valley | $657,816 | $657,816 | | 01/31/2017 |
| 40J-895.06 | District Central Services - Specialty Consulting - Valley | $741,060 | $741,060 | | 01/31/2017 |
| 40J-910.00 | Resource & Recovery - West | $1,303,920 | $1,303,920 | | 01/31/2017 |
| 40J-955.00 | FF & E- West | $2,674,798 | $2,674,798 | | 01/31/2017 |
| | | | $2,674,842 | $43 | 12/13/2018 |
| | | | $2,439,060 | $(235,781) | 01/31/2019 |
| 40J-955.01 | FF & E- West | $11,308 | $11,308 | | 01/31/2017 |
| 40J-985.00 | Real Estate Services - West | $0 | $0 | | 01/31/2017 |
| 40J-986.00 | Legal - West | $2,637,361 | $2,637,361 | | 01/31/2017 |
| | | | $4,393,361 | $1,756,000 | 08/15/2014 |
| 40J-987.00 | OCIP - West | $6,340,259 | $6,340,259 | | 01/31/2017 |
| | | | $6,890,775 | $550,516 | 08/30/2016 |
| 40J-988.00 | Asset Management- West | $2,562,933 | $2,562,933 | | 01/31/2017 |
| 40J-989.00 | Move Management- West | $6,511,466 | $6,511,466 | | 01/31/2017 |
| | | | $6,558,690 | $47,223 | 10/21/2015 |
| 40J-990.00 | Program Management - West | $27,362,652 | $27,362,652 | | 01/31/2017 |
| | | | $28,344,460 | $981,807 | 03/29/2018 |
| 40J-991.00 | Project Management - West | $567,851 | $567,851 | | 01/31/2017 |
| 40J-994.00 | Audit - West | $1,140,198 | $1,140,198 | | 01/31/2017 |
| 40J-995.00 | Specialty Consulting - West | $4,652,402 | $4,652,402 | | 01/31/2017 |

Budget transfers performed to reflect campus project re-prioritization of the strategic execution plan.

# College Project Central Services
## Sub-Project/Building Level Budget Transfer Log

| Proj Ref | Project/Building Name | Established Budget | Current Budget | Variance | Approved Date |
|---|---|---|---|---|---|
| | | | $4,705,082 | $52,680 | 07/26/2018 |
| 40J-995.01 | College BIM Modeler - West | $0 | $0 | | 01/31/2017 |
| | | | $201,107 | $201,106 | 08/01/2014 |
| | | | $204,940 | $3,832 | 01/18/2018 |
| | | | $205,730 | $790 | 03/29/2018 |
| | | | $219,228 | $13,498 | 04/27/2018 |
| 40J-995.02 | Community Economic Development - West | $301,669 | $301,669 | | 01/31/2017 |
| | | | $550,101 | $248,432 | 08/01/2014 |
| 40J-995.03 | Districtwide Signage - West | $0 | $0 | | 01/31/2017 |
| | | | $5,000 | $5,000 | 03/27/2017 |
| 40J-995.04 | District-Wide Planning - Specialty Consulting - West | $810,629 | $810,629 | | 01/31/2017 |
| 40J-995.05 | Labor Compliance - West | $478,114 | $478,114 | | 01/31/2017 |
| 40J-995.06 | District Central Services - Specialty Consulting - West | $538,618 | $538,618 | | 01/31/2017 |
| 40J-A86.00 | Legal/Audit - ADA Compliance | $0 | $0 | | 01/31/2017 |
| | | | $559,941 | $559,940 | 08/04/2011 |
| | | | $419,072 | $(140,868) | 04/05/2012 |
| | | | $0 | $(419,071) | 10/24/2013 |
| 40J-A87.00 | OCIP - ADA Compliance | $2,234,209 | $2,234,209 | | 01/31/2017 |
| | | | $2,022,774 | $(211,434) | 08/30/2016 |
| 40J-A90.00 | Program Management - ADA Compliance | $0 | $0 | | 01/31/2017 |
| | | | $2,170,258 | $2,170,258 | 08/04/2011 |
| | | | $0 | $(2,170,258) | 10/24/2013 |
| 40J-A94.00 | Audit - ADA Compliance | $0 | $0 | | 01/31/2017 |
| 40J-B86.00 | Legal/Audit - Anti-Graffiti program | $0 | $0 | | 01/31/2017 |
| | | | $50,000 | $50,000 | 08/01/2011 |
| | | | $37,421 | $(12,578) | 04/05/2012 |

Budget transfers performed to reflect campus project re-prioritization of the strategic execution plan.

# College Project Central Services
## Sub-Project/Building Level Budget Transfer Log

| Proj Ref | Project/Building Name | Established Budget | Current Budget | Variance | Approved Date |
|---|---|---|---|---|---|
| | | | $0 | $(37,421) | 10/24/2013 |
| 40J-B90.00 | Program Management - Anti-Graffiti program | $0 | $0 | | 01/31/2017 |
| | | | $171,000 | $171,000 | 08/01/2011 |
| | | | $0 | $(171,000) | 10/24/2013 |
| 40J-B94.00 | Audit - Anti-Graffiti program | $0 | $0 | | 01/31/2017 |
| 40J-C87.00 | OCIP - Escrow Deposit | $10,916,471 | $10,916,471 | | 01/31/2017 |
| | | | $10,916,471 | $0 | 08/30/2016 |
| 40J-D55.00 | FF & E - District | $886,996 | $886,996 | | 01/31/2017 |
| | | | $890,248 | $3,252 | 12/13/2018 |
| | | | $1,205,496 | $315,247 | 01/31/2019 |
| 40J-D86.00 | Legal - District 770 HQ | $0 | $0 | | 01/31/2017 |
| 40J-D87.00 | OCIP - District | $0 | $0 | | 01/31/2017 |
| | | | $174,951 | $174,950 | 08/30/2016 |
| 40J-D88.00 | Asset Management - District | $3,000,000 | $3,000,000 | | 01/31/2017 |
| 40J-D89.00 | Move Management - District 770 HQ | $0 | $0 | | 01/31/2017 |
| 40J-D90.00 | Program Management - District 770 HQ | $0 | $0 | | 01/31/2017 |
| 40J-D95.00 | Specialty Consulting - District 770 HQ | $0 | $0 | | 01/31/2017 |
| 40J-D95.02 | Community Economic Development - District 770 HQ | $0 | $0 | | 01/31/2017 |
| | | | $707 | $707 | 03/05/2018 |
| 40J-D95.05 | Labor Compliance - District 770 HQ | $0 | $0 | | 01/31/2017 |
| 40J-E86.00 | Legal/Audit - Energy | $0 | $0 | | 01/31/2017 |

Budget transfers performed to reflect campus project re-prioritization of the strategic execution plan.

# College Project Central Services
## Sub-Project/Building Level Budget Transfer Log

| Proj Ref | Project/Building Name | Established Budget | Current Budget | Variance | Approved Date |
|---|---|---|---|---|---|
| 40J-E87.00 | OCIP - Energy | $0 | $0 | | 01/31/2017 |
| 40J-E90.00 | Program Management - Energy | $0 | $0 | | 01/31/2017 |
| | | | $3,604,526 | $3,604,526 | 08/04/2011 |
| | | | $0 | $(3,604,526) | 10/24/2013 |
| 40J-G10.00 | Resource & Recovery - Southgate | $43,717 | $43,717 | | 01/31/2017 |
| 40J-G22-PVJ | PVJOBS- FIRESTONE /SOUTHGATE | $680,056 | $680,056 | | 01/31/2017 |
| 40J-G55.00 | FF & E - Southgate | $946,350 | $946,350 | | 01/31/2017 |
| | | | $636,400 | $(309,949) | 01/31/2019 |
| 40J-G55.01 | FF & E- Southgate | $7,886 | $7,886 | | 01/31/2017 |
| 40J-G86.00 | Legal - Southgate | $1,251,507 | $1,251,507 | | 01/31/2017 |
| | | | $1,637,507 | $386,000 | 11/07/2018 |
| 40J-G87.00 | OCIP - Southgate | $3,978,959 | $3,978,959 | | 01/31/2017 |
| | | | $3,278,959 | $(700,000) | 08/30/2016 |
| 40J-G88.00 | Asset Management- Southgate | $1,794,430 | $1,794,430 | | 01/31/2017 |
| 40J-G89.00 | Move Management- Southgate | $2,150,894 | $2,150,894 | | 01/31/2017 |
| | | | $1,400,894 | $(750,000) | 10/21/2015 |
| 40J-G90.00 | Program Management - Southgate | $10,575,379 | $10,575,379 | | 01/31/2017 |
| | | | $2,372,468 | $(8,202,911) | 03/29/2018 |
| 40J-G91.00 | Project Management - Southgate | $19,909 | $19,909 | | 01/31/2017 |
| 40J-G94.00 | Audit - Southgate | $667,710 | $667,710 | | 01/31/2017 |
| 40J-G95.00 | Specialty Consulting - Southgate | $1,980,783 | $1,980,783 | | 01/31/2017 |

Budget transfers performed to reflect campus project re-prioritization of the strategic execution plan.

# College Project Central Services
## Sub-Project/Building Level Budget Transfer Log

| Proj Ref | Project/Building Name | Established Budget | Current Budget | Variance | Approved Date |
|---|---|---|---|---|---|
| 40J-H86.00 | Legal/Audit - Health Careers Academy | $0 | $0 | | 01/31/2017 |
| | | | $133,606 | $133,606 | 08/04/2011 |
| | | | $99,994 | $(33,612) | 04/05/2012 |
| | | | $0 | $(99,994) | 10/24/2013 |
| 40J-H87.00 | OCIP - Health Careers Academy | $533,101 | $533,101 | | 01/31/2017 |
| | | | $0 | $(533,100) | 08/30/2016 |
| 40J-H90.00 | Program Management - Health Careers Academy | $0 | $0 | | 01/31/2017 |
| | | | $436,893 | $436,893 | 08/04/2011 |
| | | | $0 | $(436,893) | 10/24/2013 |
| 40J-H94.00 | Audit - Health Careers Academy | $0 | $0 | | 01/31/2017 |
| | | | $33,612 | $33,612 | 04/05/2012 |
| | | | $0 | $(33,612) | 10/24/2013 |
| 40J-J55.00 | FF & E | $2,176,000 | $2,176,000 | | 01/31/2017 |
| 40J-J85.00 | Real Estate Services | $1,000,000 | $1,000,000 | | 01/31/2017 |
| 40J-J86.00 | Bench Contract Holding | $0 | $0 | | 01/31/2017 |
| 40J-J88.00 | Asset Management | $3,000,000 | $3,000,000 | | 01/31/2017 |
| 40J-J89.00 | Move Management | $2,500,000 | $2,500,000 | | 01/31/2017 |
| 40J-J92.00 | Corporate Center | $0 | $0 | | 01/31/2017 |
| | | | $1,925,586 | $1,925,586 | 01/11/2016 |
| 40J-J95.00 | Specialty Consulting | $0 | $0 | | 01/31/2017 |
| 40J-J95.04 | District-Wide Planning - Specialty Consulting | $250,000 | $250,000 | | 01/31/2017 |
| 40J-N21-PVJ | PVJOBS - NORTHEAST | $21,578 | $21,578 | | 01/31/2017 |
| 40J-N86.00 | Legal - Van De Kamp | $490,134 | $490,134 | | 01/31/2017 |

Budget transfers performed to reflect campus project re-prioritization of the strategic execution plan.

# College Project Central Services
## Sub-Project/Building Level Budget Transfer Log

| Proj Ref | Project/Building Name | Established Budget | Current Budget | Variance | Approved Date |
|---|---|---|---|---|---|
| | | | $1,496,616 | $1,006,482 | 05/18/2016 |
| | | | $2,696,616 | $1,200,000 | 07/26/2016 |
| | | | $2,909,375 | $212,759 | 12/28/2016 |
| | | | $3,563,341 | $653,966 | 10/12/2017 |
| | | | $3,642,523 | $79,181 | 09/21/2018 |
| | | | $2,229,764 | $(1,412,759) | 11/07/2018 |
| 40J-R86.00 | Legal/Audit - Warranty Program | $0 | $0 | | 01/31/2017 |
| | | | $82,025 | $82,025 | 08/01/2011 |
| | | | $61,389 | $(20,635) | 04/05/2012 |
| | | | $0 | $(61,389) | 10/24/2013 |
| 40J-R90.00 | Program Management - Warranty Program | $0 | $0 | | 01/31/2017 |
| | | | $305,825 | $305,825 | 08/01/2011 |
| | | | $0 | $(305,825) | 10/24/2013 |
| 40J-R94.00 | Audit - Warranty Program | $0 | $0 | | 01/31/2017 |
| | | | $20,636 | $20,635 | 04/05/2012 |
| | | | $0 | $(20,635) | 10/24/2013 |
| 40J-S86.00 | Legal/Audit - Storm Water Implementation | $0 | $0 | | 01/31/2017 |
| | | | $212,911 | $212,911 | 08/01/2011 |
| | | | $159,347 | $(53,563) | 04/05/2012 |
| | | | $0 | $(159,347) | 10/24/2013 |
| 40J-S87.00 | OCIP - Storm Water Implementation | $849,532 | $849,532 | | 01/31/2017 |
| 40J-S90.00 | Program Management - Storm Water Implementation | $0 | $0 | | 01/31/2017 |
| | | | $728,155 | $728,155 | 08/01/2011 |
| | | | $0 | $(728,155) | 10/24/2013 |
| 40J-S94.00 | Audit - Storm Water Implementation | $0 | $0 | | 01/31/2017 |
| | | | $53,564 | $53,563 | 04/05/2012 |
| | | | $0 | $(53,563) | 10/24/2013 |
| 40J-T55.00 | FF & E - Technology | $6,897,207 | $6,897,207 | | 01/31/2017 |
| | | | $7,247,207 | $350,000 | 05/24/2017 |
| | | | $11,146,297 | $3,899,089 | 01/31/2019 |

Budget transfers performed to reflect campus project re-prioritization of the strategic execution plan.

# College Project Central Services
## Sub-Project/Building Level Budget Transfer Log

| Proj Ref | Project/Building Name | Established Budget | Current Budget | Variance | Approved Date |
|---|---|---|---|---|---|
| 40J-W86.00 | Legal/Audit - Whole Building Commissioning | $0 | $0 | | 01/31/2017 |
| | | | $97,412 | $97,412 | 08/01/2011 |
| | | | $72,905 | $(24,506) | 04/05/2012 |
| | | | $0 | $(72,905) | 10/24/2013 |
| 40J-W90.00 | Program Management - Whole Building Commissioning | $0 | $0 | | 01/31/2017 |
| | | | $349,515 | $349,515 | 08/01/2011 |
| | | | $0 | $(349,515) | 10/24/2013 |
| 40J-W94.00 | Audit - Whole Building Commissioning | $0 | $0 | | 01/31/2017 |
| | | | $24,507 | $24,506 | 04/05/2012 |
| | | | $0 | $(24,506) | 10/24/2013 |
| 40J-X87.00 | OCIP - Safety - Districtwide | $32,200 | $32,200 | | 01/31/2017 |
| 40J-X95.01 | College BIM Modeler - Districtwide | $1,688,000 | $1,688,000 | | 01/31/2017 |
| 40J-X95.05 | Labor Compliance - Districtwide | $850,000 | $850,000 | | 01/31/2017 |

Budget transfers performed to reflect campus project re-prioritization of the strategic execution plan.

# College Project Central Services
Exhibit B

## Exhibit B
## College Project Central Services
## All Sub-projects by Rollup

# College Project Central Services
## All Sub-Projects by Rollup

| 10D-090 | | Current Budget | EAC | Funding Variance |
|---|---|---|---|---|
| 10D-055.00 | Bulk Procurement | $0 | $0 | $0 |
| 10D-055.03 | DW ATHLETIC/FITNESS EQUIP | $0 | $0 | $0 |
| 10D-055.06 | Bulk Purchase - CHILD DEV CTR F&E | $0 | $0 | $0 |
| 10D-055.07 | FIRE EXTINGUISHERS | $0 | $0 | $0 |
| 10D-055.08 | PROCUREMENT OF APPLIANCES | $0 | $0 | $0 |
| 10D-055.09 | AUDIO VISUAL EQUIPMENT | $0 | $0 | $0 |
| 10D-055.10 | HEALTH RELATED EQUIPMENT | $0 | $0 | $0 |
| 10D-055.11 | SUSTAINABLE HARD FLOORING | $0 | $0 | $0 |
| 10D-055.12 | ATHLETIC EQUIPMENT & SUP. | $0 | $0 | $0 |
| 10D-055.21 | SAFETY EQUIP. & SUPPLIES | $0 | $0 | $0 |
| 10D-056.01 | Document Scanning | $0 | $0 | $0 |
| 10D-056.06 | Central plant - centrally funded energy | $0 | $0 | $0 |
| 10D-057.00 | District Wide Project | $0 | $0 | $0 |
| 10D-080.00 | District Wide Program Mgmt | $0 | $0 | $0 |
| 10D-089.00 | DW-ASSET ASSESS & MOVE | $0 | $0 | $0 |
| 10D-090.00 | Program Management - Services | $0 | $0 | $0 |
| 10D-091.00 | Project Management Services | $0 | $0 | $0 |
| 10D-092.00 | Program Management - Reimbursables | $0 | $0 | $0 |
| 10D-093.00 | District Wide - Legal Services | $0 | $0 | $0 |
| 10D-094.00 | Performance / Financial Auditing Services | $0 | $0 | $0 |
| 10D-095.00 | District Wide - Other Consulting Services | $1,269,955 | $1,269,973 | $(18) |
| 10D-096.00 | DW-INSPECTION & TESTING | $0 | $0 | $0 |
| 10D-097.00 | DISTRICT-WIDE DSA FEES | $0 | $0 | $0 |
| 10D-099.00 | District-wide Non-Water Use Urinals (Cartridge) | $0 | $0 | $0 |
| 10D-100.00 | District-wide Non-Water Use Urinals (Non-Cartridge) | $0 | $0 | $0 |
| 10D-101.00 | District-wide Scanning and Coding | $0 | $0 | $0 |
| 10D-102.00 | District-wide Concrete Procurement | $0 | $0 | $0 |
| 10D-103.00 | District-wide Athletic/Fitness Equipment | $0 | $0 | $0 |
| 10D-105.00 | Off Site Storage | $0 | $0 | $0 |
| 10D-106.00 | Purchase of Power Tools for Maintenance & Operations | $0 | $0 | $0 |
| 10D-107.00 | Districtwide-Procurement of Musical Instruments | $0 | $0 | $0 |
| 10D-999.00 | ACCRUALS | $0 | $0 | $0 |
| 40J-J86.00 | Bench Contract Holding | $0 | $0 | $0 |
| | | **$1,269,955** | **$1,269,973** | **$(18)** |

| 10D-J87 | | Current Budget | EAC | Funding Variance |
|---|---|---|---|---|
| 10D-098.00 | Insurance | $15,665 | $15,665 | $0 |
| 10D-098.01 | OCIP - Escrow Deposit | $0 | $0 | $0 |
| | | **$15,665** | **$15,665** | **$0** |

| 40J-J10 | | Current Budget | EAC | Funding Variance |
|---|---|---|---|---|
| 40J-110.00 | Resource & Recovery - City | $821,035 | $821,035 | $0 |
| 40J-210.00 | Resource & Recovery- East | $1,033,584 | $1,033,584 | $0 |
| 40J-310.00 | Resource & Recovery- Harbor | $678,816 | $678,816 | $0 |

# College Project Central Services
## All Sub-Projects by Rollup

| 40J-J10 | | Current Budget | EAC | Funding Variance |
|---|---|---|---|---|
| 40J-410.00 | Resource & Recovery - Mission | $605,333 | $605,333 | $0 |
| 40J-510.00 | Resource & Recovery - Pierce | $845,556 | $845,556 | $0 |
| 40J-610.00 | Resource & Recovery - Southwest | $764,616 | $764,616 | $0 |
| 40J-710.00 | Resource & Recovery - Trade | $731,111 | $731,111 | $0 |
| 40J-810.00 | Resource & Recovery - Valley | $858,432 | $858,432 | $0 |
| 40J-910.00 | Resource & Recovery - West | $1,303,920 | $1,303,920 | $0 |
| 40J-G10.00 | Resource & Recovery - Southgate | $43,717 | $43,717 | $0 |
| | | **$7,686,118** | **$7,686,118** | **$0** |

| 40J-J55 | | Current Budget | EAC | Funding Variance |
|---|---|---|---|---|
| 40J-155.00 | FF & E- City | $2,869,775 | $2,869,775 | $0 |
| 40J-155.01 | FF & E- City | $15,903 | $15,903 | $0 |
| 40J-255.00 | FF & E- East | $2,878,739 | $2,878,739 | $0 |
| 40J-255.01 | FF & E- East | $17,678 | $17,678 | $0 |
| 40J-355.00 | FF & E- Harbor | $2,562,390 | $2,562,390 | $0 |
| 40J-355.01 | FF & E- Harbor | $11,513 | $11,513 | $0 |
| 40J-455.00 | FF & E- Mission | $2,450,106 | $2,450,106 | $0 |
| 40J-455.01 | FF & E- Mission | $35,177 | $35,177 | $0 |
| 40J-555.00 | FF & E- Pierce | $4,911,528 | $4,911,528 | $0 |
| 40J-555.01 | FF & E- Pierce | $18,034 | $18,034 | $0 |
| 40J-655.00 | FF & E- Southwest | $2,497,016 | $2,497,016 | $0 |
| 40J-655.01 | FF & E- Southwest | $11,376 | $11,376 | $0 |
| 40J-755.00 | FF & E- Trade | $2,778,959 | $2,778,959 | $0 |
| 40J-755.01 | FF & E- Trade | $16,118 | $16,118 | $0 |
| 40J-855.00 | FF & E- Valley | $2,602,373 | $2,602,373 | $0 |
| 40J-855.01 | FF & E- Valley | $15,561 | $15,561 | $0 |
| 40J-955.00 | FF & E- West | $2,439,060 | $2,439,060 | $0 |
| 40J-955.01 | FF & E- West | $11,308 | $11,308 | $0 |
| 40J-D55.00 | FF & E - District | $1,205,496 | $1,205,496 | $0 |
| 40J-G55.00 | FF & E - Southgate | $636,400 | $636,400 | $0 |
| 40J-G55.01 | FF & E- Southgate | $7,886 | $7,886 | $0 |
| 40J-J55.00 | FF & E | $2,176,000 | $2,176,000 | $0 |
| 40J-T55.00 | FF & E - Technology | $11,146,297 | $11,146,297 | $0 |
| | | **$41,314,692** | **$41,314,692** | **$0** |

| 40J-J85 | | Current Budget | EAC | Funding Variance |
|---|---|---|---|---|
| 40J-185.00 | Real Estate Services - City | $0 | $582 | $(582) |
| 40J-285.00 | Real Estate Services - East | $0 | $648 | $(648) |
| 40J-385.00 | Real Estate Services - Harbor | $0 | $422 | $(422) |
| 40J-485.00 | Real Estate Services - Mission | $0 | $416 | $(416) |
| 40J-585.00 | Real Estate Services - Pierce | $0 | $660 | $(660) |
| 40J-685.00 | Real Estate Services - Southwest | $0 | $417 | $(417) |
| 40J-785.00 | Real Estate Services - Trade | $0 | $590 | $(590) |
| 40J-885.00 | Real Estate Services - Valley | $0 | $570 | $(570) |

# College Project Central Services
## All Sub-Projects by Rollup

| 40J-J85 | | Current Budget | EAC | Funding Variance |
|---|---|---|---|---|
| 40J-985.00 | Real Estate Services - West | $0 | $414 | $(414) |
| 40J-J85.00 | Real Estate Services | $1,000,000 | $995,280 | $4,720 |
| | | **$1,000,000** | **$1,000,000** | **$0** |

| 40J-J86 | | Current Budget | EAC | Funding Variance |
|---|---|---|---|---|
| 40J-186.00 | Legal - City | $6,384,234 | $6,384,234 | $0 |
| 40J-286.00 | Legal - East | $10,272,613 | $10,272,613 | $0 |
| 40J-386.00 | Legal - Harbor | $4,651,566 | $4,651,566 | $0 |
| 40J-486.00 | Legal - Mission | $5,229,767 | $5,229,767 | $0 |
| 40J-586.00 | Legal - Pierce | $8,243,284 | $8,243,284 | $0 |
| 40J-686.00 | Legal - Southwest | $3,321,845 | $3,321,845 | $0 |
| 40J-786.00 | Legal - Trade | $6,805,055 | $6,805,055 | $0 |
| 40J-886.00 | Legal - Valley | $6,384,595 | $6,384,595 | $0 |
| 40J-986.00 | Legal - West | $4,393,361 | $4,393,361 | $0 |
| 40J-A86.00 | Legal/Audit - ADA Compliance | $0 | $0 | $0 |
| 40J-B86.00 | Legal/Audit - Anti-Graffiti program | $0 | $0 | $0 |
| 40J-D86.00 | Legal - District 770 HQ | $0 | $0 | $0 |
| 40J-E86.00 | Legal/Audit - Energy | $0 | $0 | $0 |
| 40J-G86.00 | Legal - Southgate | $1,637,507 | $1,637,507 | $0 |
| 40J-H86.00 | Legal/Audit - Health Careers Academy | $0 | $0 | $0 |
| 40J-N86.00 | Legal - Van De Kamp | $2,229,764 | $2,229,764 | $0 |
| 40J-R86.00 | Legal/Audit - Warranty Program | $0 | $0 | $0 |
| 40J-S86.00 | Legal/Audit - Storm Water Implementation | $0 | $0 | $0 |
| 40J-W86.00 | Legal/Audit - Whole Building Commissioning | $0 | $0 | $0 |
| | | **$59,553,592** | **$59,553,592** | **$0** |

| 40J-J87 | | Current Budget | EAC | Funding Variance |
|---|---|---|---|---|
| 40J-187.00 | OCIP - City | $8,901,395 | $8,901,395 | $0 |
| 40J-287.00 | OCIP - East | $9,885,454 | $9,885,454 | $0 |
| 40J-387.00 | OCIP - Harbor | $6,559,636 | $6,559,636 | $0 |
| 40J-487.00 | OCIP - Mission | $6,740,591 | $6,740,591 | $0 |
| 40J-587.00 | OCIP - Pierce | $10,335,103 | $10,335,103 | $0 |
| 40J-687.00 | OCIP - Southwest | $6,494,732 | $6,494,732 | $0 |
| 40J-787.00 | OCIP - Trade | $9,075,482 | $9,075,482 | $0 |
| 40J-887.00 | OCIP - Valley | $8,891,892 | $8,891,892 | $0 |
| 40J-987.00 | OCIP - West | $6,890,775 | $6,890,775 | $0 |
| 40J-A87.00 | OCIP - ADA Compliance | $2,022,775 | $2,022,775 | $0 |
| 40J-C87.00 | OCIP - Escrow Deposit | $10,916,471 | $10,916,471 | $0 |
| 40J-D87.00 | OCIP - District | $174,951 | $174,951 | $0 |
| 40J-E87.00 | OCIP - Energy | $0 | $0 | $0 |
| 40J-G87.00 | OCIP - Southgate | $3,278,959 | $3,278,959 | $0 |
| 40J-H87.00 | OCIP - Health Careers Academy | $0 | $0 | $0 |
| 40J-S87.00 | OCIP - Storm Water Implementation | $849,532 | $849,532 | $0 |
| 40J-X87.00 | OCIP - Safety - Districtwide | $32,200 | $32,200 | $0 |

# College Project Central Services
## All Sub-Projects by Rollup

| | | | | |
|---|---|---|---|---|
| | | **$91,049,948** | **$91,049,948** | **$0** |
| **40J-J88** | | **Current Budget** | **EAC** | **Funding Variance** |
| 40J-188.00 | Asset Management- City | $3,632,099 | $3,632,099 | $0 |
| 40J-288.00 | Asset Management- East | $5,200,521 | $5,200,521 | $0 |
| 40J-388.00 | Asset Management- Harbor | $1,711,701 | $1,711,701 | $0 |
| 40J-488.00 | Asset Management- Mission | $2,309,049 | $2,309,049 | $0 |
| 40J-588.00 | Asset Management- Pierce | $4,241,168 | $4,241,168 | $0 |
| 40J-688.00 | Asset Management- Southwest | $2,832,925 | $2,832,925 | $0 |
| 40J-788.00 | Asset Management- Trade | $2,894,325 | $2,894,325 | $0 |
| 40J-888.00 | Asset Management- Valley | $2,748,590 | $2,748,590 | $0 |
| 40J-988.00 | Asset Management- West | $2,562,933 | $2,562,933 | $0 |
| 40J-D88.00 | Asset Management - District | $3,000,000 | $3,000,000 | $0 |
| 40J-G88.00 | Asset Management- Southgate | $1,794,430 | $1,794,430 | $0 |
| 40J-J88.00 | Asset Management | $3,000,000 | $3,000,000 | $0 |
| | | **$35,927,742** | **$35,927,742** | **$0** |
| **40J-J89** | | **Current Budget** | **EAC** | **Funding Variance** |
| 40J-189.00 | Move Management- City | $7,682,064 | $7,682,064 | $0 |
| 40J-289.00 | Move Management- East | $10,222,154 | $10,222,154 | $0 |
| 40J-389.00 | Move Management- Harbor | $6,171,091 | $6,171,091 | $0 |
| 40J-489.00 | Move Management- Mission | $5,931,896 | $5,931,896 | $0 |
| 40J-589.00 | Move Management- Pierce | $8,562,519 | $8,562,519 | $0 |
| 40J-689.00 | Move Management- Southwest | $6,701,081 | $6,701,081 | $0 |
| 40J-789.00 | Move Management- Trade | $7,122,133 | $7,122,133 | $0 |
| 40J-889.00 | Move Management- Valley | $7,961,622 | $7,961,622 | $0 |
| 40J-989.00 | Move Management- West | $6,558,690 | $6,558,690 | $0 |
| 40J-D89.00 | Move Management - District 770 HQ | $0 | $0 | $0 |
| 40J-G89.00 | Move Management- Southgate | $1,400,894 | $1,400,894 | $0 |
| 40J-J89.00 | Move Management | $2,500,000 | $2,500,000 | $0 |
| | | **$70,814,144** | **$70,814,144** | **$0** |
| **40J-J90** | | **Current Budget** | **EAC** | **Funding Variance** |
| 40J-190.00 | Program Management - City | $39,327,892 | $39,327,892 | $0 |
| 40J-290.00 | Program Management - East | $43,810,885 | $43,810,885 | $0 |
| 40J-390.00 | Program Management - Harbor | $28,522,088 | $28,522,088 | $0 |
| 40J-490.00 | Program Management - Mission | $28,121,196 | $28,121,196 | $0 |
| 40J-590.00 | Program Management - Pierce | $44,563,353 | $44,563,353 | $0 |
| 40J-690.00 | Program Management - Southwest | $28,325,458 | $28,325,458 | $0 |
| 40J-790.00 | Program Management - Trade | $39,811,215 | $39,811,215 | $0 |
| 40J-890.00 | Program Management - Valley | $38,496,389 | $38,496,389 | $0 |
| 40J-990.00 | Program Management - West | $28,344,460 | $28,344,460 | $0 |
| 40J-A90.00 | Program Management - ADA Compliance | $0 | $0 | $0 |
| 40J-B90.00 | Program Management - Anti-Graffiti program | $0 | $0 | $0 |
| 40J-D90.00 | Program Management - District 770 HQ | $0 | $0 | $0 |
| 40J-E90.00 | Program Management - Energy | $0 | $0 | $0 |

# College Project Central Services
## All Sub-Projects by Rollup

| 40J-J90 | | Current Budget | EAC | Funding Variance |
|---|---|---|---|---|
| 40J-G90.00 | Program Management - Southgate | $2,372,468 | $2,372,468 | $0 |
| 40J-H90.00 | Program Management - Health Careers Academy | $0 | $0 | $0 |
| 40J-R90.00 | Program Management - Warranty Program | $0 | $0 | $0 |
| 40J-S90.00 | Program Management - Storm Water Implementation | $0 | $0 | $0 |
| 40J-W90.00 | Program Management - Whole Building Commissioning | $0 | $0 | $0 |
| | | **$321,695,404** | **$321,695,404** | **$0** |

| 40J-J91 | | Current Budget | EAC | Funding Variance |
|---|---|---|---|---|
| 40J-191.00 | Project Management - City | $41,496 | $41,496 | $0 |
| 40J-291.00 | Project Management - East | $46,132 | $46,132 | $0 |
| 40J-391.00 | Project Management - Harbor | $30,043 | $30,043 | $0 |
| 40J-491.00 | Project Management - Mission | $414,659 | $414,659 | $0 |
| 40J-591.00 | Project Management - Pierce | $120,447 | $120,447 | $0 |
| 40J-691.00 | Project Management - Southwest | $66,461 | $66,461 | $0 |
| 40J-791.00 | Project Management - Trade | $42,063 | $42,063 | $0 |
| 40J-891.00 | Project Management - Valley | $40,605 | $40,605 | $0 |
| 40J-991.00 | Project Management - West | $567,851 | $567,851 | $0 |
| 40J-G91.00 | Project Management - Southgate | $19,909 | $19,909 | $0 |
| | | **$1,389,667** | **$1,389,667** | **$0** |

| 40J-J92 | | Current Budget | EAC | Funding Variance |
|---|---|---|---|---|
| 40J-J92.00 | Corporate Center | $1,925,586 | $1,925,586 | $0 |
| | | **$1,925,586** | **$1,925,586** | **$0** |

| 40J-J94 | | Current Budget | EAC | Funding Variance |
|---|---|---|---|---|
| 40J-194.00 | Audit - City | $1,604,136 | $1,604,136 | $0 |
| 40J-294.00 | Audit - East | $1,780,643 | $1,780,643 | $0 |
| 40J-394.00 | Audit - Harbor | $1,156,934 | $1,157,118 | $(185) |
| 40J-494.00 | Audit - Mission | $1,160,346 | $1,160,346 | $0 |
| 40J-594.00 | Audit - Pierce | $1,728,219 | $1,728,219 | $0 |
| 40J-694.00 | Audit- Southwest | $1,125,075 | $1,125,075 | $0 |
| 40J-794.00 | Audit - Trade | $1,592,747 | $1,592,274 | $474 |
| 40J-894.00 | Audit - Valley | $1,561,628 | $1,561,917 | $(289) |
| 40J-994.00 | Audit - West | $1,140,198 | $1,140,198 | $0 |
| 40J-A94.00 | Audit - ADA Compliance | $0 | $0 | $0 |
| 40J-B94.00 | Audit - Anti-Graffiti program | $0 | $0 | $0 |
| 40J-G94.00 | Audit - Southgate | $667,710 | $667,710 | $0 |
| 40J-H94.00 | Audit - Health Careers Academy | $0 | $0 | $0 |
| 40J-R94.00 | Audit - Warranty Program | $0 | $0 | $0 |
| 40J-S94.00 | Audit - Storm Water Implementation | $0 | $0 | $0 |
| 40J-W94.00 | Audit - Whole Building Commissioning | $0 | $0 | $0 |
| | | **$13,517,635** | **$13,517,635** | **$0** |

| 40J-J95 | | Current Budget | EAC | Funding Variance |
|---|---|---|---|---|

# College Project Central Services
## All Sub-Projects by Rollup

| 40J-J95 | | Current Budget | EAC | Funding Variance |
|---|---|---|---|---|
| 40J-195.00 | Specialty Consulting - City | $6,013,735 | $6,013,735 | $0 |
| 40J-195.01 | College BIM Modeler - City | $308,118 | $308,118 | $0 |
| 40J-195.02 | Community Economic Development - City | $932,633 | $932,141 | $492 |
| 40J-195.03 | Districtwide Signage - City | $20,000 | $20,000 | $0 |
| 40J-195.04 | District-Wide Planning - Specialty Consulting - City | $895,244 | $895,244 | $0 |
| 40J-195.05 | Labor Compliance - City | $671,974 | $671,974 | $0 |
| 40J-195.06 | District Central Services - Specialty Consulting - City | $757,010 | $757,010 | $0 |
| 40J-295.00 | Specialty Consulting - East | $6,668,695 | $6,668,695 | $0 |
| 40J-295.01 | College BIM Modeler - East | $342,576 | $342,576 | $0 |
| 40J-295.02 | Community Economic Development - East | $859,812 | $859,812 | $0 |
| 40J-295.03 | Districtwide Signage - East | $20,000 | $20,000 | $0 |
| 40J-295.04 | District-Wide Planning - Specialty Consulting - East | $928,045 | $928,045 | $0 |
| 40J-295.05 | Labor Compliance - East | $747,122 | $747,122 | $0 |
| 40J-295.06 | District Central Services - Specialty Consulting - East | $841,667 | $841,667 | $0 |
| 40J-395.00 | Specialty Consulting - Harbor | $4,341,304 | $4,341,304 | $0 |
| 40J-395.01 | College BIM Modeler - Harbor | $223,223 | $223,223 | $0 |
| 40J-395.02 | Community Economic Development - Harbor | $560,110 | $560,110 | $0 |
| 40J-395.03 | Districtwide Signage - Harbor | $10,000 | $10,000 | $0 |
| 40J-395.04 | District-Wide Planning - Specialty Consulting - Harbor | $969,920 | $969,920 | $0 |
| 40J-395.05 | Labor Compliance - Harbor | $486,827 | $486,827 | $0 |
| 40J-395.06 | District Central Services - Specialty Consulting - Harbor | $548,433 | $548,433 | $0 |
| 40J-495.00 | Specialty Consulting - Mission | $4,338,207 | $4,338,207 | $0 |
| 40J-495.01 | College BIM Modeler - Mission | $219,978 | $219,978 | $0 |
| 40J-495.02 | Community Economic Development - Mission | $552,047 | $552,047 | $0 |
| 40J-495.04 | District-Wide Planning - Specialty Consulting - Mission | $552,862 | $552,862 | $0 |
| 40J-495.05 | Labor Compliance - Mission | $479,748 | $479,748 | $0 |
| 40J-495.06 | District Central Services - Specialty Consulting - Mission | $540,458 | $540,458 | $0 |
| 40J-595.00 | Specialty Consulting - Pierce | $6,620,256 | $6,620,256 | $0 |
| 40J-595.01 | College BIM Modeler - Pierce | $349,317 | $349,317 | $0 |
| 40J-595.02 | Community Economic Development - Pierce | $876,953 | $876,953 | $0 |
| 40J-595.03 | Districtwide Signage - Pierce | $10,000 | $10,000 | $0 |
| 40J-595.04 | District-Wide Planning - Specialty Consulting - Pierce | $904,631 | $904,631 | $0 |
| 40J-595.05 | Labor Compliance - Pierce | $761,825 | $761,825 | $0 |
| 40J-595.06 | District Central Services - Specialty Consulting - Pierce | $858,231 | $858,231 | $0 |
| 40J-695.00 | Specialty Consulting - Southwest | $4,338,990 | $4,635,691 | $(296,701) |
| 40J-695.01 | College BIM Modeler - Southwest | $220,477 | $220,477 | $0 |
| 40J-695.02 | Community Economic Development - Southwest | $553,343 | $553,343 | $0 |
| 40J-695.03 | Districtwide Signage - Southwest | $15,000 | $15,000 | $0 |
| 40J-695.04 | District-Wide Planning - Specialty Consulting - Southwest | $803,705 | $803,705 | $0 |
| 40J-695.05 | Labor Compliance - Southwest | $480,837 | $480,837 | $0 |
| 40J-695.06 | District Central Services - Specialty Consulting - Southwest | $541,685 | $541,685 | $0 |
| 40J-795.00 | Specialty Consulting - Trade | $5,906,731 | $5,906,731 | $0 |
| 40J-795.01 | College BIM Modeler - Trade | $312,363 | $312,363 | $0 |
| 40J-795.02 | Community Economic Development - Trade | $783,917 | $783,917 | $0 |

# College Project Central Services
## All Sub-Projects by Rollup

| 40J-J95 | | Current Budget | EAC | Funding Variance |
|---|---|---|---|---|
| 40J-795.04 | District-Wide Planning - Specialty Consulting - Trade | $1,022,093 | $1,022,093 | $0 |
| 40J-795.05 | Labor Compliance - Trade | $681,231 | $681,231 | $0 |
| 40J-795.06 | District Central Services - Specialty Consulting - Trade | $767,438 | $767,438 | $0 |
| 40J-895.00 | Specialty Consulting - Valley | $5,861,192 | $5,861,192 | $0 |
| 40J-895.01 | College BIM Modeler - Valley | $301,626 | $301,626 | $0 |
| 40J-895.02 | Community Economic Development - Valley | $756,944 | $756,944 | $0 |
| 40J-895.03 | Districtwide Signage - Valley | $40,000 | $40,000 | $0 |
| 40J-895.04 | District-Wide Planning - Specialty Consulting - Valley | $862,872 | $862,872 | $0 |
| 40J-895.05 | Labor Compliance - Valley | $657,816 | $657,816 | $0 |
| 40J-895.06 | District Central Services - Specialty Consulting - Valley | $741,060 | $741,060 | $0 |
| 40J-995.00 | Specialty Consulting - West | $4,705,082 | $5,057,257 | $(352,175) |
| 40J-995.01 | College BIM Modeler - West | $219,228 | $219,228 | $0 |
| 40J-995.02 | Community Economic Development - West | $550,101 | $550,101 | $0 |
| 40J-995.03 | Districtwide Signage - West | $5,000 | $5,000 | $0 |
| 40J-995.04 | District-Wide Planning - Specialty Consulting - West | $810,629 | $810,629 | $0 |
| 40J-995.05 | Labor Compliance - West | $478,114 | $478,114 | $0 |
| 40J-995.06 | District Central Services - Specialty Consulting - West | $538,618 | $538,618 | $0 |
| 40J-D95.00 | Specialty Consulting - District 770 HQ | $0 | $0 | $0 |
| 40J-D95.02 | Community Economic Development - District 770 HQ | $707 | $1,199 | $(492) |
| 40J-D95.05 | Labor Compliance - District 770 HQ | $0 | $31,500 | $(31,500) |
| 40J-G95.00 | Specialty Consulting - Southgate | $1,980,783 | $1,331,908 | $648,875 |
| 40J-J95.00 | Specialty Consulting | $0 | $0 | $0 |
| 40J-J95.04 | District-Wide Planning - Specialty Consulting | $250,000 | $250,000 | $0 |
| 40J-X95.01 | College BIM Modeler - Districtwide | $1,688,000 | $1,688,000 | $0 |
| 40J-X95.05 | Labor Compliance - Districtwide | $850,000 | $818,500 | $31,500 |
| | | **$81,936,546** | **$81,936,546** | **$0** |

| 40J-JPVJOBS | | Current Budget | EAC | Funding Variance |
|---|---|---|---|---|
| 40J-00.PVJ.00 | PVJOBS | $0 | $0 | $0 |
| 40J-01-PVJ.JC | PVJobs- CITY | $2,684,003 | $2,684,003 | $0 |
| 40J-02-PVJ.JE | PVJobs- EAST | $2,983,774 | $2,983,774 | $0 |
| 40J-03-PVJ.JH | PVJobs- HARBOR | $1,943,766 | $1,943,766 | $0 |
| 40J-04-PVJ.JM | PVJobs- MISSION | $1,915,764 | $1,915,764 | $0 |
| 40J-05-PVJ.JP | PVJobs- PIERCE | $3,043,204 | $3,043,204 | $0 |
| 40J-06-PVJ.JS | PVJobs- Southwest | $1,920,254 | $1,920,254 | $0 |
| 40J-07-PVJ.JT | PVJOBS-TRADE | $2,720,416 | $2,720,416 | $0 |
| 40J-08-PVJ.JV | PVJOBS-VALLEY | $2,626,818 | $2,626,818 | $0 |
| 40J-09-PVJ.JW | PVJOBS- WEST | $1,909,029 | $1,909,029 | $0 |
| 40J-G22-PVJ.JG | PVJOBS- FIRESTONE /SOUTHGATE | $680,056 | $680,056 | $0 |
| 40J-N21-PVJ.JN | PVJOBS - NORTHEAST | $21,578 | $21,578 | $0 |
| | | **$22,448,661** | **$22,448,661** | **$0** |

# College Project Central Services
Exhibit C

## Exhibit C
## College Project Central Services
## Budget Transfer Log (2014 thru 2017 Rebaseline)

# College Project Central Services
## Sub-Project/Building Level Budget Transfer Log (2014 thru 2017 Rebaseline)

| Proj Ref | Project/Building Name | Established Budget | Current Budget | Variance | Approved Date |
|---|---|---|---|---|---|
| 10D-055.00 | Bulk Procurement | $0 | $0 | | 01/01/2014 |
| 10D-055.03 | DW ATHLETIC/FITNESS EQUIP | $0 | $0 | | 01/01/2014 |
| 10D-055.06 | Bulk Purchase - CHILD DEV CTR F&E | $0 | $0 | | 01/01/2014 |
| 10D-055.07 | FIRE EXTINGUISHERS | $0 | $0 | | 01/01/2014 |
| 10D-055.08 | PROCUREMENT OF APPLIANCES | $0 | $0 | | 01/01/2014 |
| 10D-055.09 | AUDIO VISUAL EQUIPMENT | $0 | $0 | | 01/01/2014 |
| 10D-055.10 | HEALTH RELATED EQUIPMENT | $0 | $0 | | 01/01/2014 |
| 10D-055.11 | SUSTAINABLE HARD FLOORING | $0 | $0 | | 01/01/2014 |
| 10D-055.12 | ATHLETIC EQUIPMENT & SUP. | $0 | $0 | | 01/01/2014 |
| 10D-055.21 | SAFETY EQUIP. & SUPPLIES | $0 | $0 | | 01/01/2014 |
| 10D-056.06 | Central plant - centrally funded energy | $0 | $0 | | 01/01/2014 |
| 10D-057.00 | District Wide Project | $0 | $0 | | 01/01/2014 |
| 10D-080.00 | District Wide Program Mgmt | $0 | $0 | | 01/01/2014 |
| 10D-089.00 | DW-ASSET ASSESS & MOVE | $0 | $0 | | 01/01/2014 |
| 10D-090.00 | Program Management - Services | $0 | $0 | | 01/01/2014 |
| 10D-092.00 | Program Management - Reimbursables | $0 | $0 | | 01/01/2014 |
| 10D-093.00 | District Wide - Legal Services | $0 | $0 | | 01/01/2014 |

# College Project Central Services
## Sub-Project/Building Level Budget Transfer Log (2014 thru 2017 Rebaseline)

| Proj Ref | Project/Building Name | Established Budget | Current Budget | Variance | Approved Date |
|---|---|---|---|---|---|
| 10D-094.00 | Performance / Financial Auditing Services | $0 | $0 | | 01/01/2014 |
| 10D-095.00 | District Wide - Other Consulting Services | $0 | $0 | | 01/01/2014 |
| 10D-096.00 | DW-INSPECTION & TESTING | $0 | $0 | | 01/01/2014 |
| 10D-097.00 | DISTRICT-WIDE DSA FEES | $0 | $0 | | 01/01/2014 |
| 10D-098.00 | Insurance | $0 | $0 | | 01/01/2014 |
| 10D-103.00 | District-wide Athletic/Fitness Equipment | $0 | $0 | | 01/01/2014 |
| 10D-105.00 | Off Site Storage | $0 | $0 | | 01/01/2014 |
| 40J-00.PVJ.0 | PVJOBS | $0 | $0 | | 01/01/2014 |
| 40J-01-PVJ.J | PVJobs- CITY | $3,475,300 | $3,475,300 | | 01/01/2014 |
| 40J-02-PVJ.J | PVJobs- EAST | $3,686,444 | $3,686,444 | | 01/01/2014 |
| 40J-03-PVJ.J | PVJobs- HARBOR | $2,401,481 | $2,401,481 | | 01/01/2014 |
| 40J-04-PVJ.J | PVJobs- MISSION | $2,366,906 | $2,366,906 | | 01/01/2014 |
| 40J-05-PVJ.J | PVJobs- PIERCE | $3,759,922 | $3,759,922 | | 01/01/2014 |
| 40J-06-PVJ.J | PVJobs- Southwest | $2,372,463 | $2,372,463 | | 01/01/2014 |
| 40J-07-PVJ.J | PVJOBS-TRADE | $3,361,050 | $3,361,050 | | 01/01/2014 |
| 40J-08-PVJ.J | PVJOBS-VALLEY | $3,245,403 | $3,245,403 | | 01/01/2014 |

# College Project Central Services
## Sub-Project/Building Level Budget Transfer Log (2014 thru 2017 Rebaseline)

| Proj Ref | Project/Building Name | Established Budget | Current Budget | Variance | Approved Date |
|---|---|---|---|---|---|
| 40J-09-PVJ.J | PVJOBS- WEST | $2,358,569 | $2,358,569 | | 01/01/2014 |
| 40J-110.00 | Resource & Recovery - City | $821,035 | $821,035 | | 01/01/2014 |
| 40J-155.00 | FF & E- City | $3,187,537 | $3,187,537 | | 01/01/2014 |
| 40J-155.01 | FF & E- City | $15,903 | $15,903 | | 01/01/2014 |
| 40J-186.00 | Legal - City | $4,922,717 | $4,922,717 | | 01/01/2014 |
| 40J-187.00 | OCIP - City | $7,810,714 | $7,810,714 | | 01/01/2014 |
| 40J-188.00 | Asset Management- City | $3,632,099 | $3,632,099 | | 01/01/2014 |
| 40J-189.00 | Move Management- City | $7,449,998 | $7,449,998 | | 01/01/2014 |
| 40J-190.00 | Program Management - City | $38,391,053 | $38,391,053 | | 01/01/2014 |
| 40J-191.00 | Project Management - City | $41,496 | $41,496 | | 01/01/2014 |
| 40J-194.00 | Audit - City | $1,604,136 | $1,604,136 | | 01/01/2014 |
| 40J-195.00 | Specialty Consulting - City | $5,939,695 | $5,939,695 | | 01/01/2014 |
| 40J-195.01 | College BIM Modeler - City | $0 | $0 | | 01/01/2014 |
| 40J-195.02 | Community Economic Development - City | $423,985 | $423,985 | | 01/01/2014 |
| 40J-195.04 | District-Wide Planning - Specialty Consulting - City | $895,244 | $895,244 | | 01/01/2014 |
| 40J-195.05 | Labor Compliance - City | $671,974 | $671,974 | | 01/01/2014 |

# College Project Central Services
## Sub-Project/Building Level Budget Transfer Log (2014 thru 2017 Rebaseline)

| Proj Ref | Project/Building Name | Established Budget | Current Budget | Variance | Approved Date |
|---|---|---|---|---|---|
| 40J-195.06 | District Central Services - Specialty Consulting - City | $757,010 | $757,010 | | 01/01/2014 |
| 40J-210.00 | Resource & Recovery- East | $1,033,584 | $1,033,584 | | 01/01/2014 |
| 40J-255.00 | FF & E- East | $4,270,356 | $4,270,356 | | 01/01/2014 |
| 40J-255.01 | FF & E- East | $17,678 | $17,678 | | 01/01/2014 |
| 40J-286.00 | Legal - East | $6,017,052 | $6,017,052 | | 01/01/2014 |
| 40J-287.00 | OCIP - East | $10,617,470 | $10,617,470 | | 01/01/2014 |
| 40J-288.00 | Asset Management- East | $5,200,521 | $5,200,521 | | 01/01/2014 |
| 40J-289.00 | Move Management- East | $10,019,354 | $10,019,354 | | 01/01/2014 |
| 40J-290.00 | Program Management - East | $43,417,763 | $43,417,763 | | 01/01/2014 |
| 40J-291.00 | Project Management - East | $46,132 | $46,132 | | 01/01/2014 |
| 40J-294.00 | Audit - East | $1,780,643 | $1,780,643 | | 01/01/2014 |
| 40J-295.00 | Specialty Consulting - East | $6,595,375 | $6,595,375 | | 01/01/2014 |
| 40J-295.01 | College BIM Modeler - East | $0 | $0 | | 01/01/2014 |
| 40J-295.02 | Community Economic Development - East | $471,400 | $471,400 | | 01/01/2014 |
| 40J-295.04 | District-Wide Planning - Specialty Consulting - East | $928,045 | $928,045 | | 01/01/2014 |
| 40J-295.05 | Labor Compliance - East | $747,122 | $747,122 | | 01/01/2014 |
| 40J-295.06 | District Central Services - Specialty Consulting - East | $841,667 | $841,667 | | 01/01/2014 |

# College Project Central Services
## Sub-Project/Building Level Budget Transfer Log (2014 thru 2017 Rebaseline)

| Proj Ref | Project/Building Name | Established Budget | Current Budget | Variance | Approved Date |
|---|---|---|---|---|---|
| 40J-310.00 | Resource & Recovery- Harbor | $678,816 | $678,816 | | 01/01/2014 |
| 40J-355.00 | FF & E- Harbor | $3,067,958 | $3,067,958 | | 01/01/2014 |
| 40J-355.01 | FF & E- Harbor | $11,513 | $11,513 | | 01/01/2014 |
| 40J-386.00 | Legal - Harbor | $3,249,566 | $3,249,566 | | 01/01/2014 |
| 40J-387.00 | OCIP - Harbor | $6,855,933 | $6,855,933 | | 01/01/2014 |
| 40J-388.00 | Asset Management- Harbor | $1,711,701 | $1,711,701 | | 01/01/2014 |
| 40J-389.00 | Move Management- Harbor | $5,964,956 | $5,964,956 | | 01/01/2014 |
| 40J-390.00 | Program Management - Harbor | $27,540,093 | $27,540,093 | | 01/01/2014 |
| 40J-391.00 | Project Management - Harbor | $30,043 | $30,043 | | 01/01/2014 |
| 40J-394.00 | Audit - Harbor | $1,156,934 | $1,156,934 | | 01/01/2014 |
| 40J-395.00 | Specialty Consulting - Harbor | $4,287,664 | $4,287,664 | | 01/01/2014 |
| 40J-395.01 | College BIM Modeler - Harbor | $0 | $0 | | 01/01/2014 |
| 40J-395.02 | Community Economic Development - Harbor | $307,166 | $307,166 | | 01/01/2014 |
| 40J-395.04 | District-Wide Planning - Specialty Consulting - Harbor | $969,920 | $969,920 | | 01/01/2014 |
| 40J-395.05 | Labor Compliance - Harbor | $486,827 | $486,827 | | 01/01/2014 |
| 40J-395.06 | District Central Services - Specialty Consulting - Harbor | $548,433 | $548,433 | | 01/01/2014 |

# College Project Central Services
## Sub-Project/Building Level Budget Transfer Log (2014 thru 2017 Rebaseline)

| Proj Ref | Project/Building Name | Established Budget | Current Budget | Variance | Approved Date |
|---|---|---|---|---|---|
| 40J-410.00 | Resource & Recovery - Mission | $605,333 | $605,333 | | 01/01/2014 |
| 40J-455.00 | FF & E- Mission | $2,484,867 | $2,484,867 | | 01/01/2014 |
| 40J-455.01 | FF & E- Mission | $35,177 | $35,177 | | 01/01/2014 |
| 40J-486.00 | Legal - Mission | $2,817,767 | $2,817,767 | | 01/01/2014 |
| 40J-487.00 | OCIP - Mission | $6,819,249 | $6,819,249 | | 01/01/2014 |
| 40J-488.00 | Asset Management- Mission | $2,309,049 | $2,309,049 | | 01/01/2014 |
| 40J-489.00 | Move Management- Mission | $6,022,488 | $6,022,488 | | 01/01/2014 |
| 40J-490.00 | Program Management - Mission | $27,399,548 | $27,399,548 | | 01/01/2014 |
| 40J-491.00 | Project Management - Mission | $414,944 | $414,944 | | 01/01/2014 |
| 40J-494.00 | Audit - Mission | $1,160,346 | $1,160,346 | | 01/01/2014 |
| 40J-495.00 | Specialty Consulting - Mission | $4,285,347 | $4,285,347 | | 01/01/2014 |
| 40J-495.01 | College BIM Modeler - Mission | $0 | $0 | | 01/01/2014 |
| 40J-495.02 | Community Economic Development - Mission | $302,699 | $302,699 | | 01/01/2014 |
| 40J-495.04 | District-Wide Planning - Specialty Consulting - Mission | $552,862 | $552,862 | | 01/01/2014 |
| 40J-495.05 | Labor Compliance - Mission | $479,748 | $479,748 | | 01/01/2014 |
| 40J-495.06 | District Central Services - Specialty Consulting - Mission | $540,458 | $540,458 | | 01/01/2014 |

# College Project Central Services
## Sub-Project/Building Level Budget Transfer Log (2014 thru 2017 Rebaseline)

| Proj Ref | Project/Building Name | Established Budget | Current Budget | Variance | Approved Date |
|---|---|---|---|---|---|
| 40J-510.00 | Resource & Recovery - Pierce | $845,556 | $845,556 | | 01/01/2014 |
| 40J-555.00 | FF & E- Pierce | $4,689,390 | $4,689,390 | | 01/01/2014 |
| 40J-555.01 | FF & E- Pierce | $18,034 | $18,034 | | 01/01/2014 |
| 40J-586.00 | Legal - Pierce | $5,445,284 | $5,445,284 | | 01/01/2014 |
| 40J-587.00 | OCIP - Pierce | $10,305,326 | $10,305,326 | | 01/01/2014 |
| 40J-588.00 | Asset Management- Pierce | $4,241,168 | $4,241,168 | | 01/01/2014 |
| 40J-589.00 | Move Management- Pierce | $10,085,350 | $10,085,350 | | 01/01/2014 |
| 40J-590.00 | Program Management - Pierce | $43,715,923 | $43,715,923 | | 01/01/2014 |
| 40J-591.00 | Project Management - Pierce | $120,447 | $120,447 | | 01/01/2014 |
| 40J-594.00 | Audit - Pierce | $1,728,219 | $1,728,219 | | 01/01/2014 |
| 40J-595.00 | Specialty Consulting - Pierce | $6,536,316 | $6,536,316 | | 01/01/2014 |
| 40J-595.01 | College BIM Modeler - Pierce | $0 | $0 | | 01/01/2014 |
| 40J-595.02 | Community Economic Development - Pierce | $480,677 | $480,677 | | 01/01/2014 |
| 40J-595.04 | District-Wide Planning - Specialty Consulting - Pierce | $904,631 | $904,631 | | 01/01/2014 |
| 40J-595.05 | Labor Compliance - Pierce | $761,825 | $761,825 | | 01/01/2014 |
| 40J-595.06 | District Central Services - Specialty Consulting - Pierce | $858,231 | $858,231 | | 01/01/2014 |
| 40J-610.00 | Resource & Recovery - Southwest | $764,616 | $764,616 | | 01/01/2014 |

# College Project Central Services
## Sub-Project/Building Level Budget Transfer Log (2014 thru 2017 Rebaseline)

| Proj Ref | Project/Building Name | Established Budget | Current Budget | Variance | Approved Date |
|---|---|---|---|---|---|
| 40J-655.00 | FF & E- Southwest | $3,486,468 | $3,486,468 | | 01/01/2014 |
| 40J-655.01 | FF & E- Southwest | $11,376 | $11,376 | | 01/01/2014 |
| 40J-686.00 | Legal - Southwest | $2,824,406 | $2,824,406 | | 01/01/2014 |
| 40J-687.00 | OCIP - Southwest | $6,567,225 | $6,567,225 | | 01/01/2014 |
| 40J-688.00 | Asset Management- Southwest | $2,832,925 | $2,832,925 | | 01/01/2014 |
| 40J-689.00 | Move Management- Southwest | $6,358,649 | $6,358,649 | | 01/01/2014 |
| 40J-690.00 | Program Management - Southwest | $27,377,545 | $27,377,545 | | 01/01/2014 |
| 40J-691.00 | Project Management - Southwest | $66,461 | $66,461 | | 01/01/2014 |
| 40J-694.00 | Audit- Southwest | $1,125,075 | $1,125,075 | | 01/01/2014 |
| 40J-695.00 | Specialty Consulting - Southwest | $4,286,010 | $4,286,010 | | 01/01/2014 |
| 40J-695.01 | College BIM Modeler - Southwest | $0 | $0 | | 01/01/2014 |
| 40J-695.02 | Community Economic Development - Southwest | $303,386 | $303,386 | | 01/01/2014 |
| 40J-695.04 | District-Wide Planning - Specialty Consulting - Southwest | $803,705 | $803,705 | | 01/01/2014 |
| 40J-695.05 | Labor Compliance - Southwest | $480,837 | $480,837 | | 01/01/2014 |
| 40J-695.06 | District Central Services - Specialty Consulting - Southwest | $541,685 | $541,685 | | 01/01/2014 |
| 40J-710.00 | Resource & Recovery - Trade | $731,111 | $731,111 | | 01/01/2014 |

# College Project Central Services
## Sub-Project/Building Level Budget Transfer Log (2014 thru 2017 Rebaseline)

| Proj Ref | Project/Building Name | Established Budget | Current Budget | Variance | Approved Date |
|---|---|---|---|---|---|
| 40J-755.00 | FF & E- Trade | $3,659,468 | $3,659,468 | | 01/01/2014 |
| 40J-755.01 | FF & E- Trade | $16,118 | $16,118 | | 01/01/2014 |
| 40J-786.00 | Legal - Trade | $4,653,055 | $4,653,055 | | 01/01/2014 |
| 40J-787.00 | OCIP - Trade | $7,914,840 | $7,914,840 | | 01/01/2014 |
| 40J-788.00 | Asset Management- Trade | $2,894,325 | $2,894,325 | | 01/01/2014 |
| 40J-789.00 | Move Management- Trade | $6,606,008 | $6,606,008 | | 01/01/2014 |
| 40J-790.00 | Program Management - Trade | $38,549,476 | $38,549,476 | | 01/01/2014 |
| 40J-791.00 | Project Management - Trade | $42,063 | $42,063 | | 01/01/2014 |
| 40J-794.00 | Audit - Trade | $1,592,747 | $1,592,747 | | 01/01/2014 |
| 40J-795.00 | Specialty Consulting - Trade | $5,875,328 | $5,875,328 | | 01/01/2014 |
| 40J-795.01 | College BIM Modeler - Trade | $0 | $0 | | 01/01/2014 |
| 40J-795.02 | Community Economic Development - Trade | $429,826 | $429,826 | | 01/01/2014 |
| 40J-795.04 | District-Wide Planning - Specialty Consulting - Trade | $1,022,093 | $1,022,093 | | 01/01/2014 |
| 40J-795.05 | Labor Compliance - Trade | $681,231 | $681,231 | | 01/01/2014 |
| 40J-795.06 | District Central Services - Specialty Consulting - Trade | $767,438 | $767,438 | | 01/01/2014 |
| 40J-810.00 | Resource & Recovery - Valley | $858,432 | $858,432 | | 01/01/2014 |

# College Project Central Services
## Sub-Project/Building Level Budget Transfer Log (2014 thru 2017 Rebaseline)

| Proj Ref | Project/Building Name | Established Budget | Current Budget | Variance | Approved Date |
|---|---|---|---|---|---|
| 40J-855.00 | FF & E- Valley | $2,722,991 | $2,722,991 | | 01/01/2014 |
| 40J-855.01 | FF & E- Valley | $15,561 | $15,561 | | 01/01/2014 |
| 40J-886.00 | Legal - Valley | $4,511,595 | $4,511,595 | | 01/01/2014 |
| 40J-887.00 | OCIP - Valley | $9,274,461 | $9,274,461 | | 01/01/2014 |
| 40J-888.00 | Asset Management- Valley | $2,748,590 | $2,748,590 | | 01/01/2014 |
| 40J-889.00 | Move Management- Valley | $7,144,978 | $7,144,978 | | 01/01/2014 |
| 40J-890.00 | Program Management - Valley | $37,365,971 | $37,365,971 | | 01/01/2014 |
| 40J-891.00 | Project Management - Valley | $40,605 | $40,605 | | 01/01/2014 |
| 40J-894.00 | Audit - Valley | $1,561,628 | $1,561,628 | | 01/01/2014 |
| 40J-895.00 | Specialty Consulting - Valley | $5,788,712 | $5,788,712 | | 01/01/2014 |
| 40J-895.01 | College BIM Modeler - Valley | $0 | $0 | | 01/01/2014 |
| 40J-895.02 | Community Economic Development - Valley | $415,052 | $415,052 | | 01/01/2014 |
| 40J-895.04 | District-Wide Planning - Specialty Consulting - Valley | $862,872 | $862,872 | | 01/01/2014 |
| 40J-895.05 | Labor Compliance - Valley | $657,816 | $657,816 | | 01/01/2014 |
| 40J-895.06 | District Central Services - Specialty Consulting - Valley | $741,060 | $741,060 | | 01/01/2014 |
| 40J-910.00 | Resource & Recovery - West | $1,303,920 | $1,303,920 | | 01/01/2014 |
| 40J-955.00 | FF & E- West | $2,674,798 | $2,674,798 | | 01/01/2014 |

# College Project Central Services
## Sub-Project/Building Level Budget Transfer Log (2014 thru 2017 Rebaseline)

| Proj Ref | Project/Building Name | Established Budget | Current Budget | Variance | Approved Date |
|---|---|---|---|---|---|
| 40J-955.01 | FF & E- West | $11,308 | $11,308 | | 01/01/2014 |
| 40J-986.00 | Legal - West | $2,637,361 | $2,637,361 | | 01/01/2014 |
| 40J-987.00 | OCIP - West | $6,340,259 | $6,340,259 | | 01/01/2014 |
| 40J-988.00 | Asset Management- West | $2,562,933 | $2,562,933 | | 01/01/2014 |
| 40J-989.00 | Move Management- West | $6,511,466 | $6,511,466 | | 01/01/2014 |
| 40J-990.00 | Program Management - West | $27,362,652 | $27,362,652 | | 01/01/2014 |
| 40J-991.00 | Project Management - West | $567,851 | $567,851 | | 01/01/2014 |
| 40J-994.00 | Audit - West | $1,140,198 | $1,140,198 | | 01/01/2014 |
| 40J-995.00 | Specialty Consulting - West | $4,652,402 | $4,652,402 | | 01/01/2014 |
| 40J-995.01 | College BIM Modeler - West | $0 | $0 | | 01/01/2014 |
| 40J-995.02 | Community Economic Development - West | $301,669 | $301,669 | | 01/01/2014 |
| 40J-995.04 | District-Wide Planning - Specialty Consulting - West | $810,629 | $810,629 | | 01/01/2014 |
| 40J-995.05 | Labor Compliance - West | $478,114 | $478,114 | | 01/01/2014 |
| 40J-995.06 | District Central Services - Specialty Consulting - West | $538,618 | $538,618 | | 01/01/2014 |
| 40J-A87.00 | OCIP - ADA Compliance | $2,234,209 | $2,234,209 | | 01/01/2014 |
| 40J-A94.00 | Audit - ADA Compliance | $0 | $0 | | 01/01/2014 |

# College Project Central Services
## Sub-Project/Building Level Budget Transfer Log (2014 thru 2017 Rebaseline)

| Proj Ref | Project/Building Name | Established Budget | Current Budget | Variance | Approved Date |
|---|---|---|---|---|---|
| 40J-B94.00 | Audit - Anti-Graffiti program | $0 | $0 | | 01/01/2014 |
| 40J-C87.00 | OCIP - Escrow Deposit | $10,916,471 | $10,916,471 | | 01/01/2014 |
| 40J-D55.00 | FF & E - District | $886,996 | $886,996 | | 01/01/2014 |
| 40J-D87.00 | OCIP - District | $0 | $0 | | 01/01/2014 |
| 40J-D88.00 | Asset Management - District | $3,000,000 | $3,000,000 | | 01/01/2014 |
| 40J-G10.00 | Resource & Recovery - Southgate | $43,717 | $43,717 | | 01/01/2014 |
| 40J-G22-PVJ | PVJOBS- FIRESTONE /SOUTHGATE | $680,056 | $680,056 | | 01/01/2014 |
| 40J-G55.00 | FF & E - Southgate | $946,350 | $946,350 | | 01/01/2014 |
| 40J-G55.01 | FF & E- Southgate | $7,886 | $7,886 | | 01/01/2014 |
| 40J-G86.00 | Legal - Southgate | $1,251,507 | $1,251,507 | | 01/01/2014 |
| 40J-G87.00 | OCIP - Southgate | $3,978,959 | $3,978,959 | | 01/01/2014 |
| 40J-G88.00 | Asset Management- Southgate | $1,794,430 | $1,794,430 | | 01/01/2014 |
| 40J-G89.00 | Move Management- Southgate | $2,150,894 | $2,150,894 | | 01/01/2014 |
| 40J-G90.00 | Program Management - Southgate | $10,575,379 | $10,575,379 | | 01/01/2014 |
| 40J-G91.00 | Project Management - Southgate | $19,909 | $19,909 | | 01/01/2014 |
| 40J-G94.00 | Audit - Southgate | $667,710 | $667,710 | | 01/01/2014 |

# College Project Central Services
## Sub-Project/Building Level Budget Transfer Log (2014 thru 2017 Rebaseline)

| Proj Ref | Project/Building Name | Established Budget | Current Budget | Variance | Approved Date |
|---|---|---|---|---|---|
| 40J-G95.00 | Specialty Consulting - Southgate | $1,980,783 | $1,980,783 | | 01/01/2014 |
| 40J-H87.00 | OCIP - Health Careers Academy | $533,101 | $533,101 | | 01/01/2014 |
| 40J-J55.00 | FF & E | $2,176,000 | $2,176,000 | | 01/01/2014 |
| 40J-J85.00 | Real Estate Services | $1,000,000 | $1,000,000 | | 01/01/2014 |
| 40J-J88.00 | Asset Management | $3,000,000 | $3,000,000 | | 01/01/2014 |
| 40J-J89.00 | Move Management | $2,500,000 | $2,500,000 | | 01/01/2014 |
| 40J-J95.04 | District-Wide Planning - Specialty Consulting | $250,000 | $250,000 | | 01/01/2014 |
| 40J-N21-PVJ | PVJOBS - NORTHEAST | $21,578 | $21,578 | | 01/01/2014 |
| 40J-N86.00 | Legal - Van De Kamp | $490,134 | $490,134 | | 01/01/2014 |
| 40J-S87.00 | OCIP - Storm Water Implementation | $849,532 | $849,532 | | 01/01/2014 |
| 40J-T55.00 | FF & E - Technology | $6,897,207 | $6,897,207 | | 01/01/2014 |
| 40J-X87.00 | OCIP - Safety - Districtwide | $32,200 | $32,200 | | 01/01/2014 |
| 40J-X95.01 | College BIM Modeler - Districtwide | $1,688,000 | $1,688,000 | | 01/01/2014 |
| 40J-X95.05 | Labor Compliance - Districtwide | $850,000 | $850,000 | | 01/01/2014 |

# Satellites
## College Building Program Overview

Satellite locations, in accordance with individual colleges' Education Plans, expand a physical campus. Each college takes into account appropriate demographics and curricular demands prior to selecting a suitable location for a Satellite campus.

**COLLEGE PROGRESS SUMMARY (January 2019)**

| Sub Project Number | Sub Project Title | % Complete | Academic Occupancy Date | Progress Summary |
|---|---|---|---|---|
| 22G-261.00 | South Gate Educational Center | 0.00% | 06/13/2022 | Demo phase: Construction in progress. New construction phase: 100% Construction Documents in DSA back check with comments received. AOR is reviewing comments. |

# Satellites
## College Funding and Overall Budget

### PROGRAM FUNDING

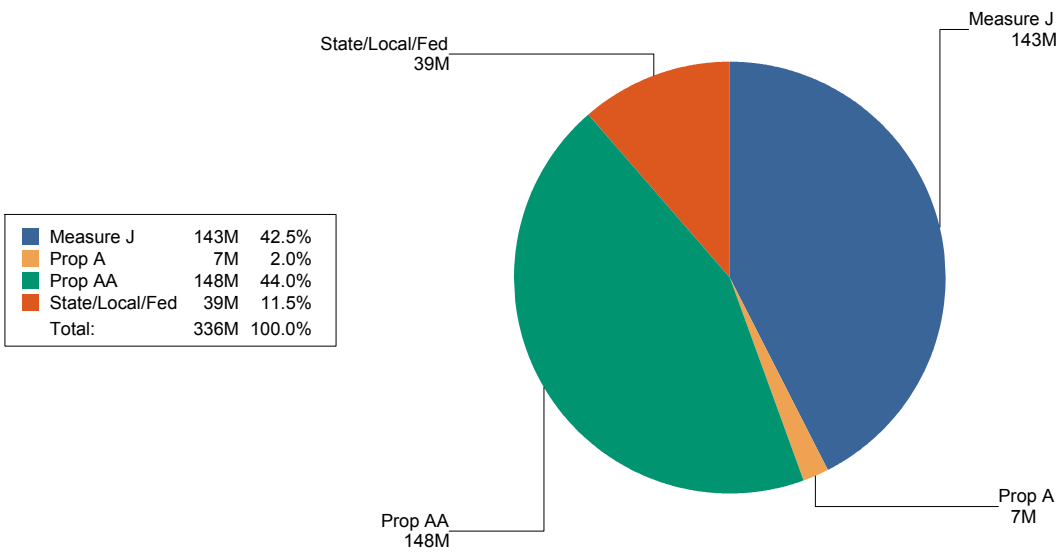


### BUDGET

| Cost Type "Bucket" | [a] Current Budget | [b] Contracted | [c] Expended | [d] Estimate at Completion | [e]=[a]-[d] Budget Variance |
|---|---|---|---|---|---|
| Furniture, Fixtures & Equipment | $11,878,769 | $7,000,375 | $6,999,613 | $11,842,453 | $36,316 |
| Land Acquisition | $95,264,936 | $95,262,052 | $95,262,052 | $95,264,936 | $0 |
| Owner's Reserve | $1,603,506 | $538,986 | $538,986 | $1,603,506 | $0 |
| Asset, Move, Legal/Audit & Specialty | $7,261,658 | $5,206,364 | $4,975,624 | $7,034,169 | $227,489 |
| Construction | $178,921,708 | $90,686,767 | $78,916,574 | $179,485,711 | $(564,002) |
| Program & Project Management | $19,123,677 | $13,772,107 | $13,420,463 | $18,747,065 | $376,612 |
| Programming & Design | $22,025,847 | $18,757,672 | $16,780,430 | $22,102,261 | $(76,414) |
| Total Budget | $336,080,101 | $231,224,324 | $216,893,741 | $336,080,101 | $0 |

# Satellites
## Satellite and MultiCampus List

**SATELLITE AND MULTICAMPUS**

| Project Rollup ID | Project/Building Name | [a] Current Budget | [b] Estimate at Completion | [c]=[a]-[b] Budget Variance |
|---|---|---|---|---|
| 10D-078 | District 770 HQ | $51,312,696 | $51,312,696 | $0 |
| 10D-108 | Health Careers Academy at County General | $755,652 | $755,652 | $0 |
| 40J-404 | Mission College - Sunland/Tujunga | $24,737 | $24,737 | $0 |
| 40J-604 | Southwest Museum | $0 | $0 | $0 |
| 40J-804 | Valley College - Burbank | $0 | $0 | $0 |
| 40J-904 | West College - LAX | $109,302 | $109,302 | $0 |
| Firestone | Firestone Factory Building | $192,395,892 | $192,395,892 | $0 |
| Northeast | LACCD Van de Kamp Innovation Campus | $91,481,820 | $91,481,820 | $0 |
| | **Total Subprojects** | **$336,080,101** | **$336,080,101** | **$0** |
| **Total Satellites Subprojects** | | **$336,080,101** | **$336,080,101** | **$0** |

# Satellites
## Sub-Project/Building Level Detail
### District 770 HQ

**10D-078 - District 770 HQ**

**SUB-PROJECT PROFILE** *OVERALL STATUS:*

DESCRIPTION: Building is approximately 100,000 sf covering 9 floors plus an interior mezzanine, and a 3 story subterranean parking garage.
This project is divided into seven (7) planned stages consisting on interior building improvements on each floor. Each stage will be constructed in sequence one floor at a time. During construction for an individual stage, District personnel will be housed in a "Swing Space" area in an adjacent building.

| DESIGN START | NTP CONSTRUCTION | SUBSTANTIAL COMPLETION | ACADEMIC OCCUPANCY |
|---|---|---|---|

**PROJECT COST BREAKDOWN**

| Cost Type "Bucket" | [a] Current Budget | [b] Contracted | [c] Expended | [d] Estimate at Completion | [e]=[a]-[d] Budget Variance |
|---|---|---|---|---|---|
| Asset, Move, Legal/Audit & Specialty | $1,539,398 | $1,292,159 | $1,273,104 | $1,280,085 | $259,313 |
| Construction | $21,418,288 | $21,340,902 | $21,326,650 | $22,051,537 | $(633,248) |
| Furniture, Fixtures & Equipment | $4,816,330 | $4,762,791 | $4,762,538 | $4,816,056 | $274 |
| Land Acquisition | $19,503,000 | $19,500,116 | $19,500,116 | $19,503,000 | $0 |
| Program & Project Management | $1,348,000 | $882,948 | $882,948 | $974,038 | $373,962 |
| Programming & Design | $2,687,680 | $2,687,980 | $2,687,980 | $2,687,980 | $(300) |
| Total Budget | $51,312,696 | $50,466,897 | $50,433,337 | $51,312,696 | $0 |

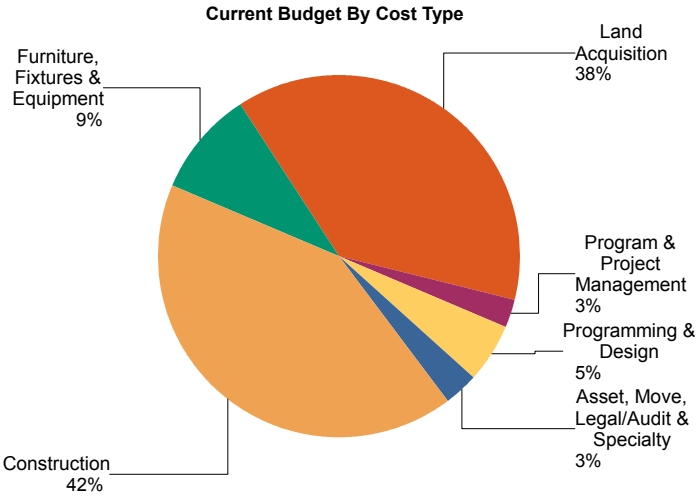


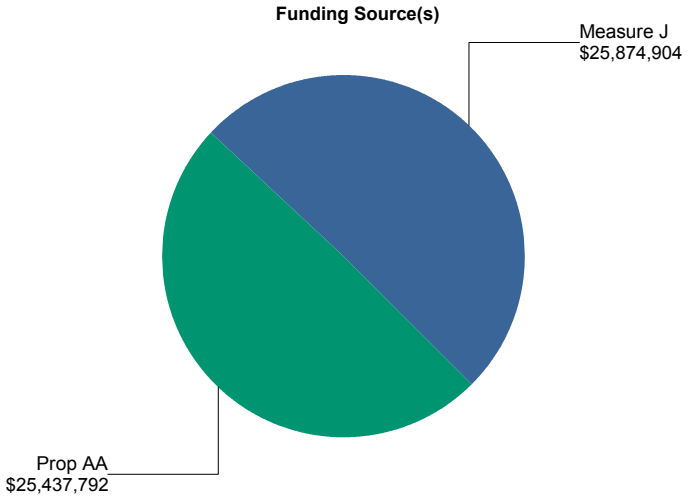

# Satellites
# Sub-Project/Building Level Detail
## Health Careers Academy at County General

### 10D-108 - Health Careers Academy at County General

**SUB-PROJECT PROFILE** *OVERALL STATUS:*

DESCRIPTION: Health Careers Academy (HAC) was to be located on a 60,000 sq. ft. section of county property in East Los Angeles adjacent to LAC+USC Medical Center via a 50-year lease. HCA was envisioned to contain approximately 8 classrooms, 3 lab¿s, 1 clinical lab, 1 computer lab and 62 subterranean parking spaces. This project was to be a collaborative partnership with Worker Education & Resource Center (WERC).

| DESIGN START | NTP CONSTRUCTION | SUBSTANTIAL COMPLETION | ACADEMIC OCCUPANCY |
|---|---|---|---|

**PROJECT COST BREAKDOWN**

| Cost Type "Bucket" | [a] Current Budget | [b] Contracted | [c] Expended | [d] Estimate at Completion | [e]=[a]-[d] Budget Variance |
|---|---|---|---|---|---|
| Programming & Design | $376,975 | $376,975 | $376,975 | $376,975 | $0 |
| Asset, Move, Legal/Audit & Specialty | $190,747 | $190,747 | $190,747 | $190,747 | $0 |
| Program & Project Management | $187,930 | $187,930 | $187,930 | $187,930 | $0 |
| Total Budget | $755,652 | $755,652 | $755,652 | $755,652 | $0 |

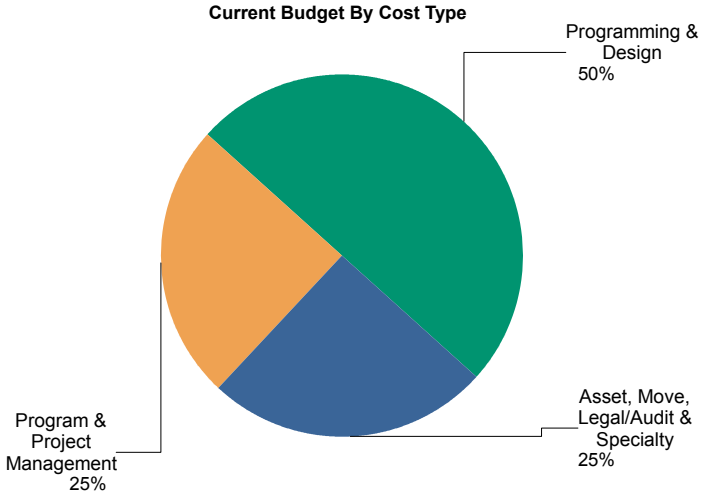


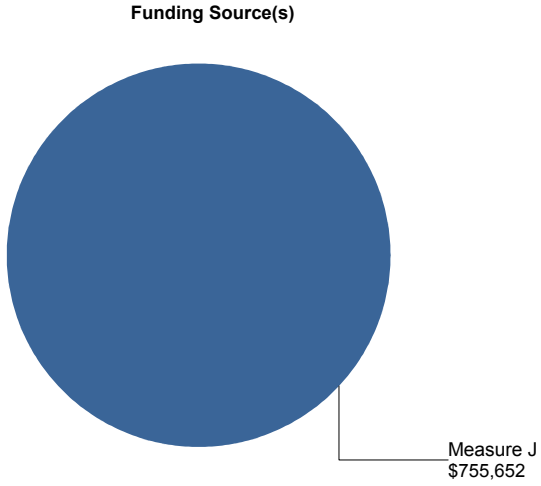

# Satellites
## Sub-Project/Building Level Detail
### LACCD Van de Kamp Innovation Campus

**21N-115 - LACCD Van de Kamp Innovation Campus**

**SUB-PROJECT PROFILE** *OVERALL STATUS:*

DESCRIPTION: New Construction of two story building of approximately 38,036 SF that will house education based tenant(s). The facility includes general classrooms, laboratories, fitness room, and administration offices. Additional outdoor court yard / play yard areas are also included as well as photovoltaic shade structure over an on-grade parking area.

| DESIGN START | NTP CONSTRUCTION | SUBSTANTIAL COMPLETION | ACADEMIC OCCUPANCY |
|---|---|---|---|

**PROJECT COST BREAKDOWN**

| Cost Type "Bucket" | [a] Current Budget | [b] Contracted | [c] Expended | [d] Estimate at Completion | [e]=[a]-[d] Budget Variance |
|---|---|---|---|---|---|
| Construction | $23,561,309 | $23,516,713 | $23,510,913 | $23,510,913 | $50,396 |
| Furniture, Fixtures & Equipment | $115,952 | $115,952 | $115,952 | $115,952 | $0 |
| Program & Project Management | $127,020 | $127,020 | $127,020 | $127,020 | $0 |
| Programming & Design | $2,490,363 | $2,571,199 | $2,540,759 | $2,540,759 | $(50,396) |
| Total Budget | $26,294,645 | $26,330,884 | $26,294,645 | $26,294,645 | $0 |

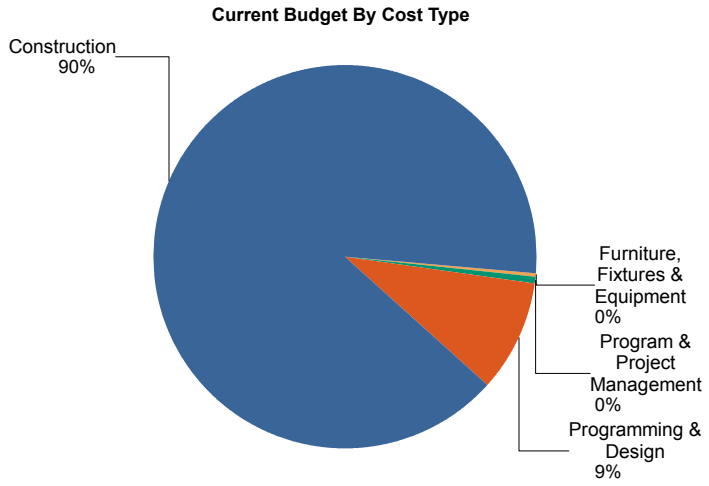


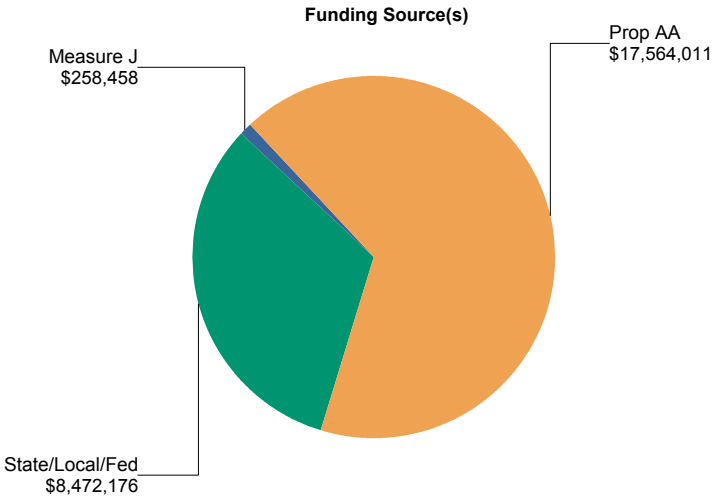

# Satellites
# Sub-Project/Building Level Detail
## LACCD Van de Kamp Innovation Campus

### 21N-118 - LACCD Van de Kamp Innovation Campus

**SUB-PROJECT PROFILE** *OVERALL STATUS:*

DESCRIPTION: Construction of a new central plant building with associated underground utility infrastructure to provide heating and cooling capacity for the Van de Kamp innovation Center. Ice storage tanks are used for cooled water system.

| DESIGN START | NTP CONSTRUCTION | SUBSTANTIAL COMPLETION | ACADEMIC OCCUPANCY |
|---|---|---|---|

**PROJECT COST BREAKDOWN**

| Cost Type "Bucket" | [a] Current Budget | [b] Contracted | [c] Expended | [d] Estimate at Completion | [e]=[a]-[d] Budget Variance |
|---|---|---|---|---|---|
| Asset, Move, Legal/Audit & Specialty | $82,238 | $82,238 | $82,238 | $82,238 | $0 |
| Construction | $4,832,302 | $4,850,421 | $4,850,421 | $4,850,421 | $(18,119) |
| Program & Project Management | $98,343 | $98,343 | $98,343 | $98,343 | $0 |
| Programming & Design | $655,540 | $637,857 | $637,421 | $637,421 | $18,119 |
| Total Budget | $5,668,423 | $5,668,858 | $5,668,423 | $5,668,423 | $0 |

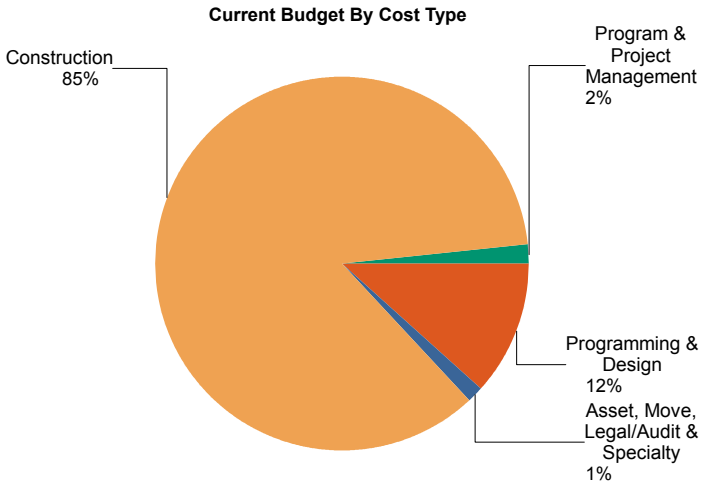


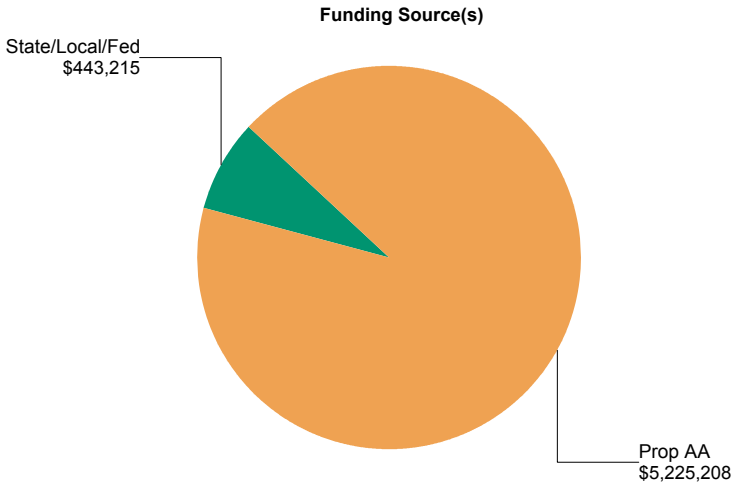

# Satellites
## Sub-Project/Building Level Detail
### LACCD Van de Kamp Innovation Campus

**21N-119 - LACCD Van de Kamp Innovation Campus**

**SUB-PROJECT PROFILE** *OVERALL STATUS:*

DESCRIPTION: Street widening on San Fernando Road to 2 Freeway on-ramp to include a new right-turn lane.

| DESIGN START | NTP CONSTRUCTION | SUBSTANTIAL COMPLETION | ACADEMIC OCCUPANCY |
|---|---|---|---|

**PROJECT COST BREAKDOWN**

| Cost Type "Bucket" | [a] Current Budget | [b] Contracted | [c] Expended | [d] Estimate at Completion | [e]=[a]-[d] Budget Variance |
|---|---|---|---|---|---|
| Construction | $327,489 | $327,489 | $327,489 | $327,489 | $0 |
| Program & Project Management | $12,036 | $12,036 | $12,036 | $12,036 | $0 |
| Programming & Design | $142,640 | $142,640 | $142,640 | $142,640 | $0 |
| Total Budget | $482,165 | $482,165 | $482,165 | $482,165 | $0 |

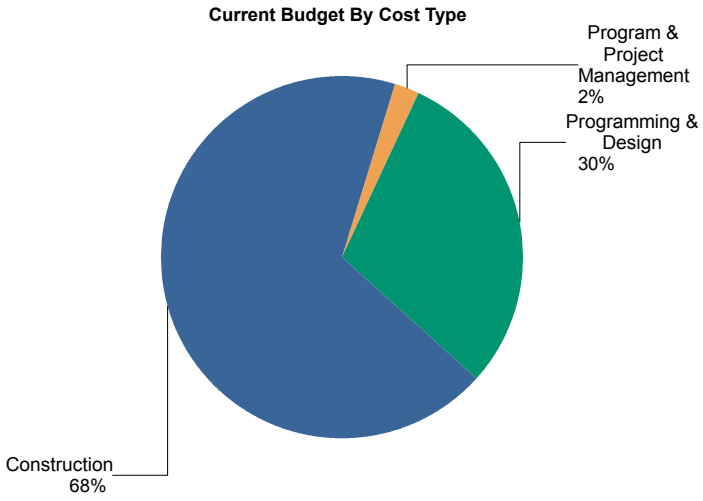


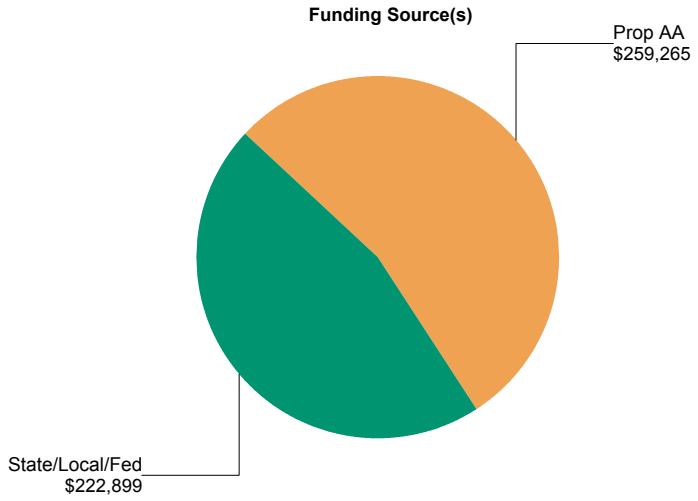

# Satellites
## Sub-Project/Building Level Detail
### LACCD Van de Kamp Innovation Campus

**21N-120 - LACCD Van de Kamp Innovation Campus**

**SUB-PROJECT PROFILE** *OVERALL STATUS:*

DESCRIPTION: The combined new and retrofit construction of the 30,600 SF historic bakery building. Project will be comprised of tenant spaces for a healthcare academy that include classrooms, conference room, administration offices, childcare room, and offices.

| DESIGN START | NTP CONSTRUCTION | SUBSTANTIAL COMPLETION | ACADEMIC OCCUPANCY |
|---|---|---|---|

**PROJECT COST BREAKDOWN**

| Cost Type "Bucket" | [a] Current Budget | [b] Contracted | [c] Expended | [d] Estimate at Completion | [e]=[a]-[d] Budget Variance |
|---|---|---|---|---|---|
| Land Acquisition | $2,127 | $2,127 | $2,127 | $2,127 | $0 |
| Program & Project Management | $532,789 | $530,139 | $530,139 | $530,139 | $2,650 |
| Programming & Design | $2,766,267 | $2,823,593 | $2,802,419 | $2,810,065 | $(43,799) |
| Asset, Move, Legal/Audit & Specialty | $265,483 | $263,046 | $263,046 | $263,046 | $2,436 |
| Construction | $23,837,353 | $23,843,352 | $23,839,343 | $23,834,563 | $2,790 |
| Furniture, Fixtures & Equipment | $2,135,094 | $2,099,173 | $2,098,663 | $2,099,173 | $35,922 |
| Total Budget | $29,539,113 | $29,561,430 | $29,535,738 | $29,539,113 | $0 |

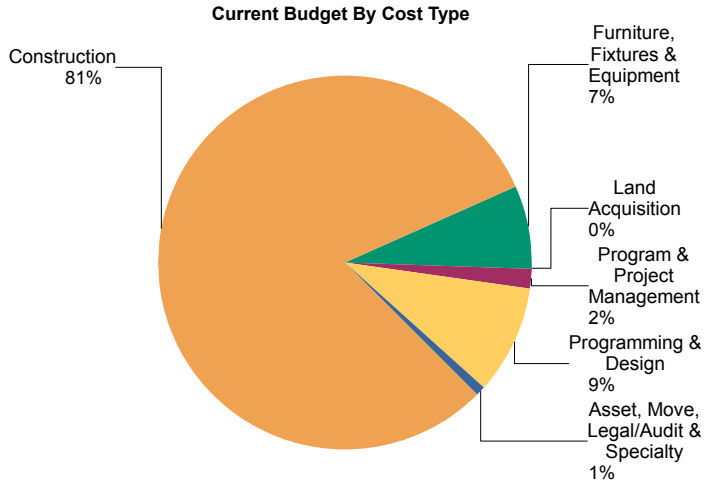


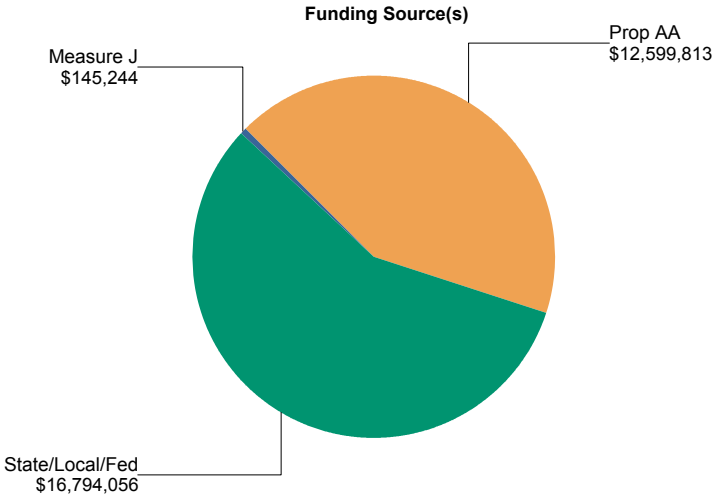

# Satellites
## Sub-Project/Building Level Detail
### LACCD Van de Kamp Innovation Campus

**21N-122 - LACCD Van de Kamp Innovation Campus**

**SUB-PROJECT PROFILE** *OVERALL STATUS:*

DESCRIPTION: Costs related to the change of status of the Northeast Campus to an Educational Center.

| DESIGN START | NTP CONSTRUCTION | SUBSTANTIAL COMPLETION | ACADEMIC OCCUPANCY |
|---|---|---|---|

**PROJECT COST BREAKDOWN**

| Cost Type "Bucket" | [a] Current Budget | [b] Contracted | [c] Expended | [d] Estimate at Completion | [e]=[a]-[d] Budget Variance |
|---|---|---|---|---|---|
| Asset, Move, Legal/Audit & Specialty | $187,489 | $187,489 | $187,489 | $187,489 | $0 |
| Total Budget | $187,489 | $187,489 | $187,489 | $187,489 | $0 |

**Current Budget By Cost Type**

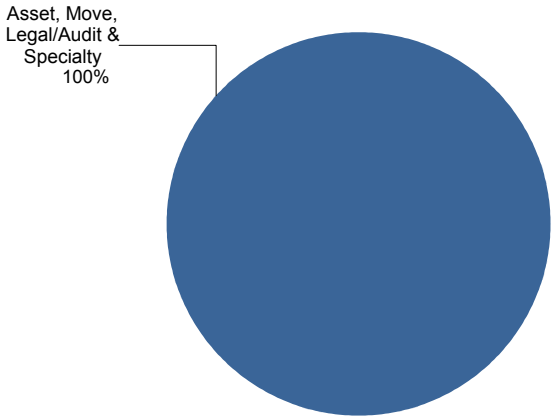


**Funding Source(s)**

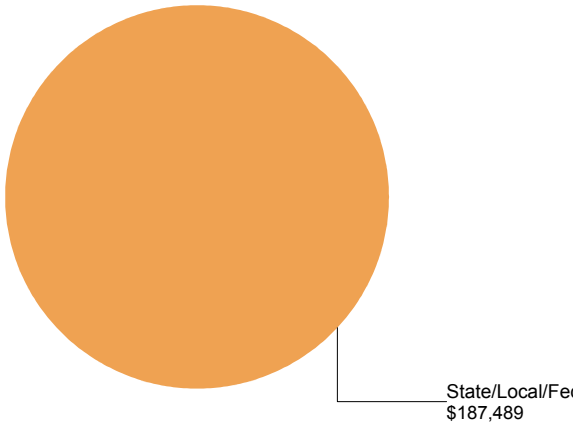

# Satellites
## Sub-Project/Building Level Detail
### LACCD Van de Kamp Innovation Campus

**21N-170 - LACCD Van de Kamp Innovation Campus**

**SUB-PROJECT PROFILE** *OVERALL STATUS:*

DESCRIPTION: Development and implementation of facilities master plan.

| DESIGN START | NTP CONSTRUCTION | SUBSTANTIAL COMPLETION | ACADEMIC OCCUPANCY |
|---|---|---|---|

**PROJECT COST BREAKDOWN**

| Cost Type "Bucket" | [a] Current Budget | [b] Contracted | [c] Expended | [d] Estimate at Completion | [e]=[a]-[d] Budget Variance |
|---|---|---|---|---|---|
| Asset, Move, Legal/Audit & Specialty | $5,000 | $5,000 | $5,000 | $5,000 | $0 |
| Construction | $2,550 | $2,550 | $2,550 | $2,550 | $0 |
| Programming & Design | $272,594 | $272,594 | $272,594 | $272,594 | $0 |
| Total Budget | $280,144 | $280,144 | $280,144 | $280,144 | $0 |

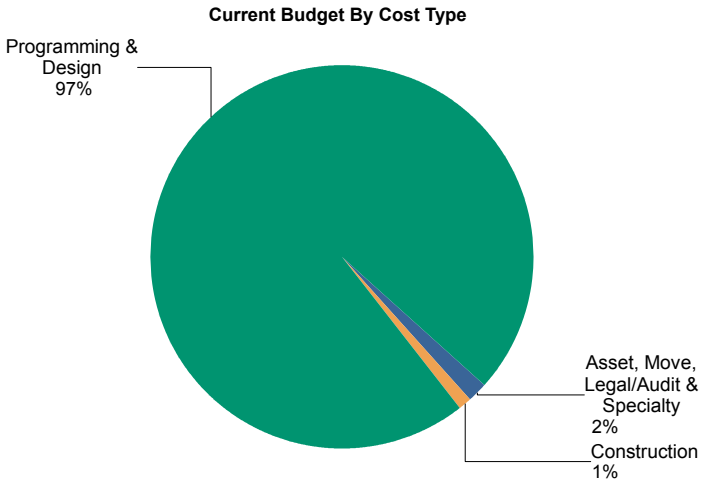


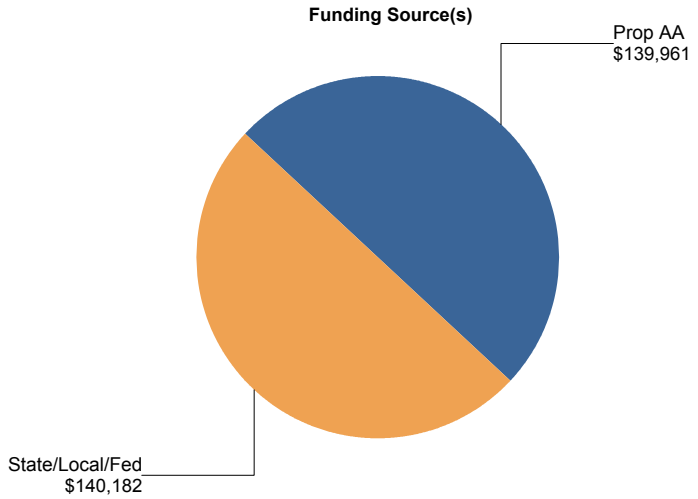

# Satellites
## Sub-Project/Building Level Detail
### LACCD Van de Kamp Innovation Campus

**21N-178 - LACCD Van de Kamp Innovation Campus**

**SUB-PROJECT PROFILE** *OVERALL STATUS:*

DESCRIPTION: Purchase of approximately 1.43 acres immediately adjacent to and surrounded on two sides by thye District's Van de Kamp Innovation Center.

| DESIGN START | NTP CONSTRUCTION | SUBSTANTIAL COMPLETION | ACADEMIC OCCUPANCY |
|---|---|---|---|

**PROJECT COST BREAKDOWN**

| Cost Type "Bucket" | [a] Current Budget | [b] Contracted | [c] Expended | [d] Estimate at Completion | [e]=[a]-[d] Budget Variance |
|---|---|---|---|---|---|
| Asset, Move, Legal/Audit & Specialty | $206,890 | $206,890 | $206,890 | $206,890 | $0 |
| Land Acquisition | $18,943,359 | $18,943,359 | $18,943,359 | $18,943,359 | $0 |
| Total Budget | $19,150,249 | $19,150,249 | $19,150,249 | $19,150,249 | $0 |

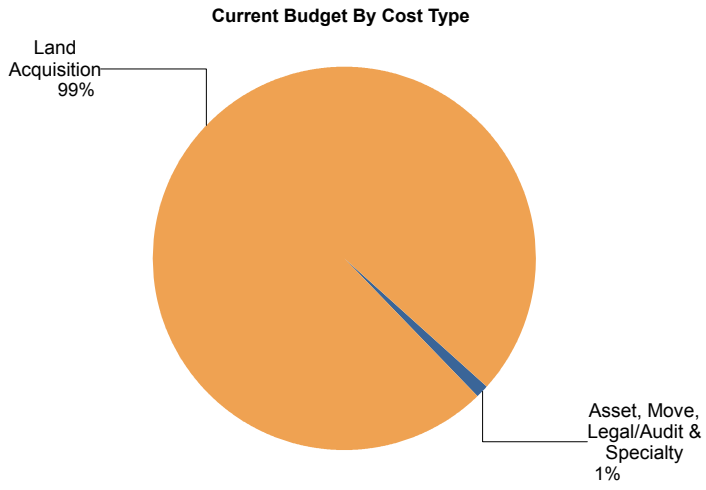


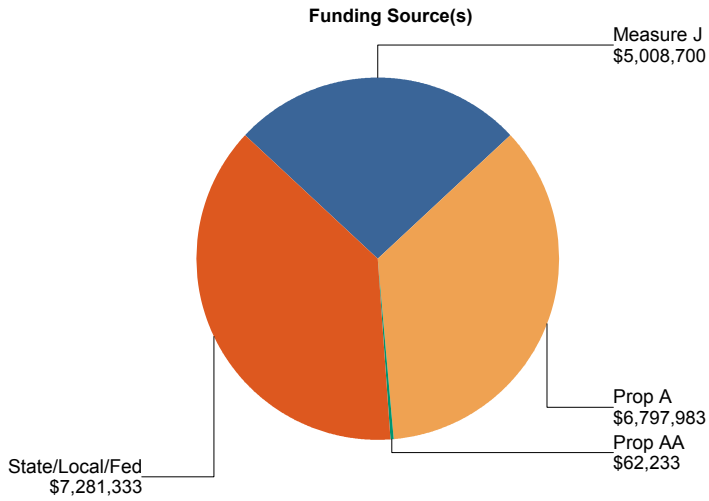

# Satellites
## Sub-Project/Building Level Detail
### LACCD Van de Kamp Innovation Campus

**21N-190 - LACCD Van de Kamp Innovation Campus**

**SUB-PROJECT PROFILE** *OVERALL STATUS:*

DESCRIPTION: Program/Project Management Services, Asset Management, Legal and Auditing Services and Other Consulting Services.

| DESIGN START | NTP CONSTRUCTION | SUBSTANTIAL COMPLETION | ACADEMIC OCCUPANCY |
|---|---|---|---|

**PROJECT COST BREAKDOWN**

| Cost Type "Bucket" | [a] Current Budget | [b] Contracted | [c] Expended | [d] Estimate at Completion | [e]=[a]-[d] Budget Variance |
|---|---|---|---|---|---|
| Asset, Move, Legal/Audit & Specialty | $1,401,563 | $1,402,681 | $1,401,563 | $1,401,563 | $0 |
| Construction | $1,459,605 | $1,463,816 | $1,071,421 | $1,459,725 | $(120) |
| Furniture, Fixtures & Equipment | $20,494 | $20,374 | $20,374 | $20,374 | $120 |
| Land Acquisition | $0 | $0 | $0 | $0 | $0 |
| Owner's Reserve | $538,986 | $538,986 | $538,986 | $538,986 | $0 |
| Program & Project Management | $6,405,037 | $6,405,037 | $6,405,037 | $6,405,037 | $0 |
| Programming & Design | $53,757 | $53,757 | $53,757 | $53,757 | $0 |
| Total Budget | $9,879,442 | $9,884,651 | $9,491,138 | $9,879,442 | $0 |

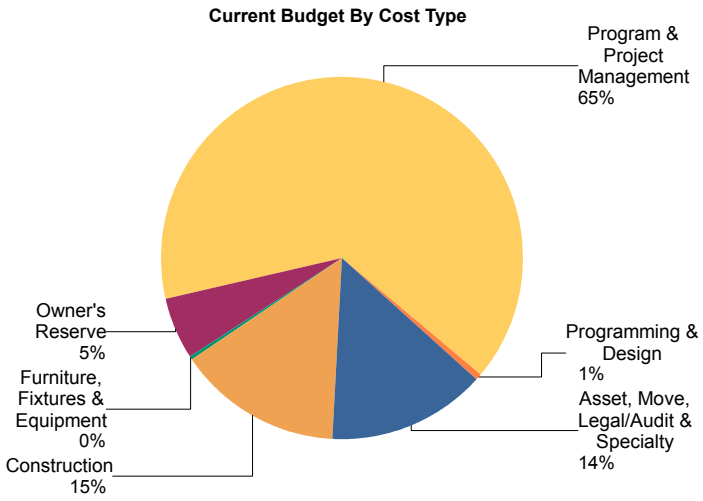


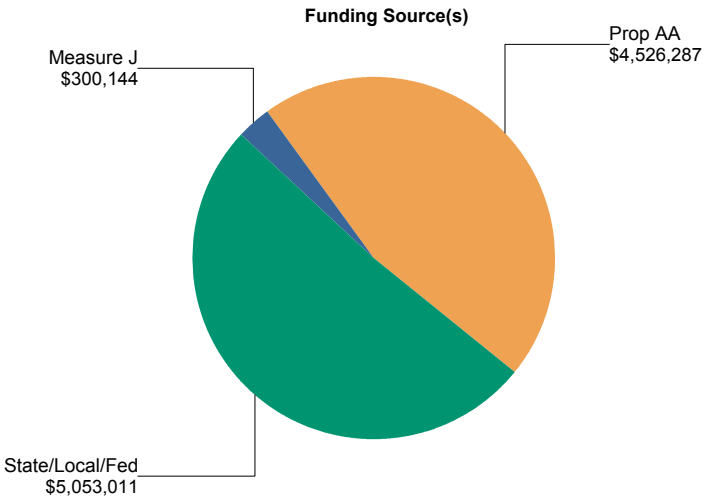

# Satellites
## Sub-Project/Building Level Detail
### LACCD Van de Kamp Innovation Campus

**21N-191 - LACCD Van de Kamp Innovation Campus**

**SUB-PROJECT PROFILE** *OVERALL STATUS:*

DESCRIPTION: District-wide initiative

| DESIGN START | NTP CONSTRUCTION | SUBSTANTIAL COMPLETION | ACADEMIC OCCUPANCY |
|---|---|---|---|

**PROJECT COST BREAKDOWN**

| Cost Type "Bucket" | [a] Current Budget | [b] Contracted | [c] Expended | [d] Estimate at Completion | [e]=[a]-[d] Budget Variance |
|---|---|---|---|---|---|
| Furniture, Fixtures & Equipment | $97 | $97 | $97 | $97 | $0 |
| Programming & Design | $56 | $56 | $56 | $56 | $0 |
| Total Budget | $153 | $153 | $153 | $153 | $0 |

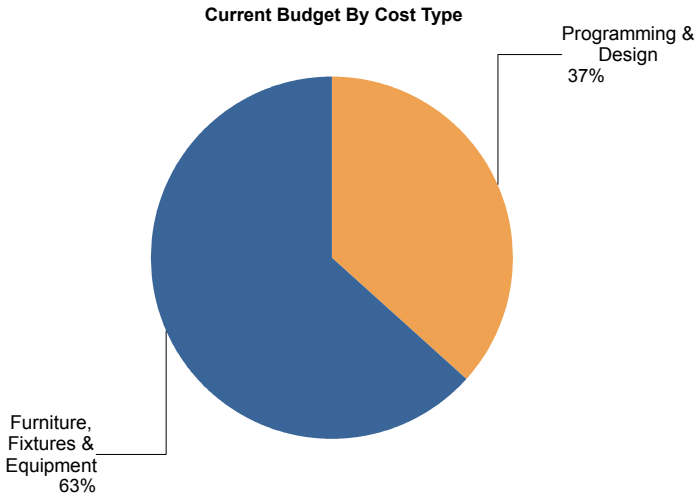


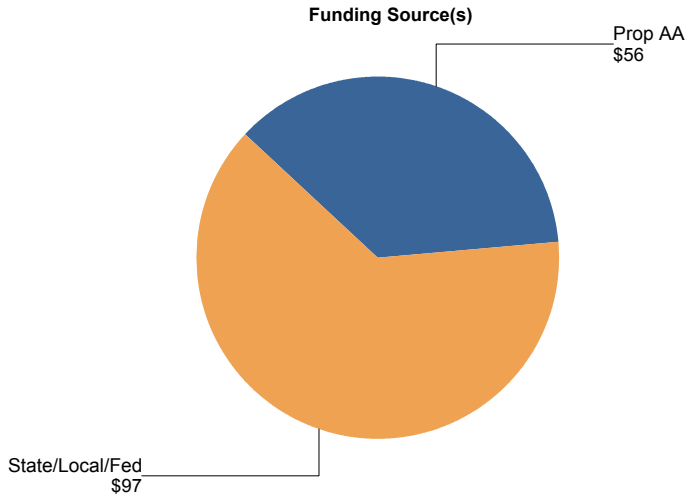

# Satellites
# Sub-Project/Building Level Detail
## Firestone Factory Building

### 22G-250 - Firestone Factory Building

**SUB-PROJECT PROFILE** *OVERALL STATUS:*

DESCRIPTION: Berliner Architects and Associates contracted to complete the Firestone Educational Center (FEC) Master Plan.

| DESIGN START | NTP CONSTRUCTION | SUBSTANTIAL COMPLETION | ACADEMIC OCCUPANCY |
|---|---|---|---|

**PROJECT COST BREAKDOWN**

| Cost Type "Bucket" | [a] Current Budget | [b] Contracted | [c] Expended | [d] Estimate at Completion | [e]=[a]-[d] Budget Variance |
|---|---|---|---|---|---|
| Asset, Move, Legal/Audit & Specialty | $16,245 | $16,245 | $16,245 | $16,245 | $0 |
| Program & Project Management | $290,049 | $290,049 | $290,049 | $290,049 | $0 |
| Programming & Design | $890,396 | $896,596 | $896,596 | $890,396 | $0 |
| Total Budget | $1,196,690 | $1,202,890 | $1,202,890 | $1,196,690 | $0 |

**Current Budget By Cost Type**

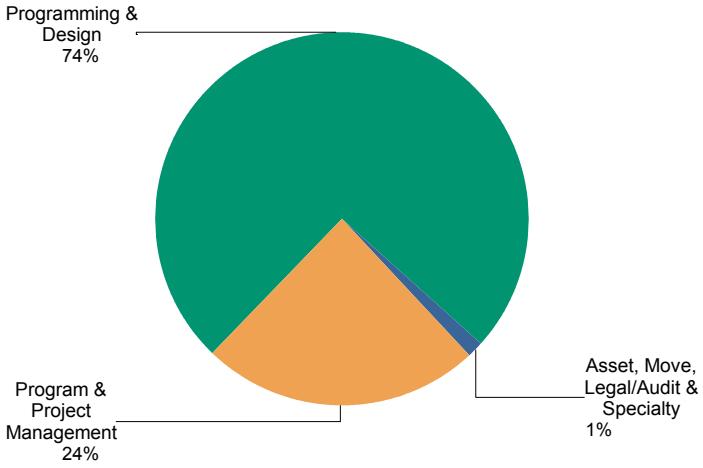


**Funding Source(s)**

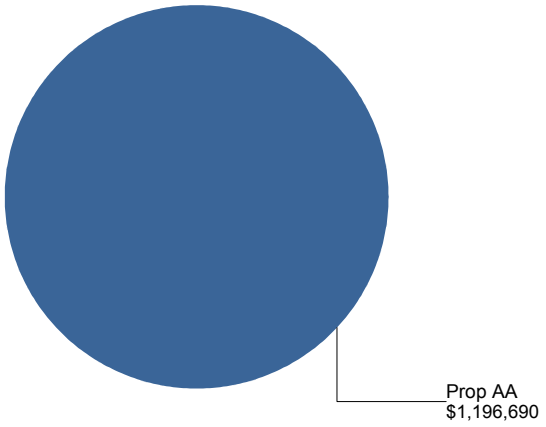

# Satellites
## Sub-Project/Building Level Detail
### Firestone Factory Building

**22G-251 - Firestone Factory Building**

**SUB-PROJECT PROFILE** *OVERALL STATUS:*

DESCRIPTION: Purchase of an approximate 28 acres parcel at the site of the former Ameron Products Company near the intersections of Atlantic Avenue and Firestone Boulevard in the City of South Gate, California for the future East Los Angeles College South Gate Educational Center.

| DESIGN START | NTP CONSTRUCTION | SUBSTANTIAL COMPLETION | ACADEMIC OCCUPANCY |
|---|---|---|---|

**PROJECT COST BREAKDOWN**

| Cost Type "Bucket" | [a] Current Budget | [b] Contracted | [c] Expended | [d] Estimate at Completion | [e]=[a]-[d] Budget Variance |
|---|---|---|---|---|---|
| Asset, Move, Legal/Audit & Specialty | $(8,459) | $(8,459) | $(8,459) | $(8,459) | $0 |
| Construction | $1,730,721 | $1,730,721 | $1,730,721 | $1,730,721 | $0 |
| Land Acquisition | $56,816,450 | $56,816,450 | $56,816,450 | $56,816,450 | $0 |
| Total Budget | $58,538,712 | $58,538,712 | $58,538,712 | $58,538,712 | $0 |

**Current Budget By Cost Type**

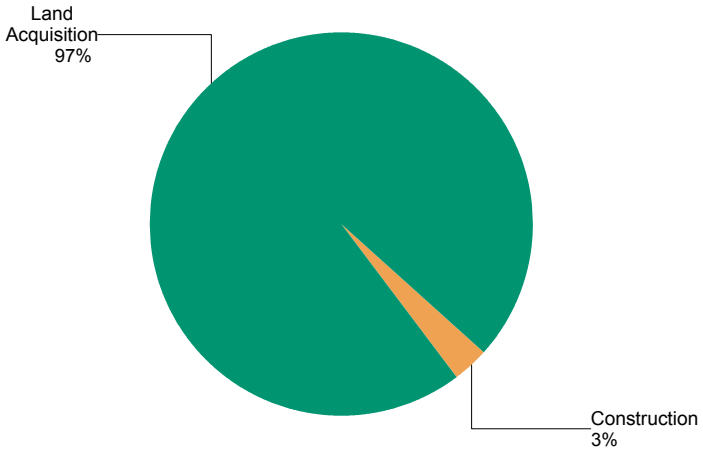


**Funding Source(s)**

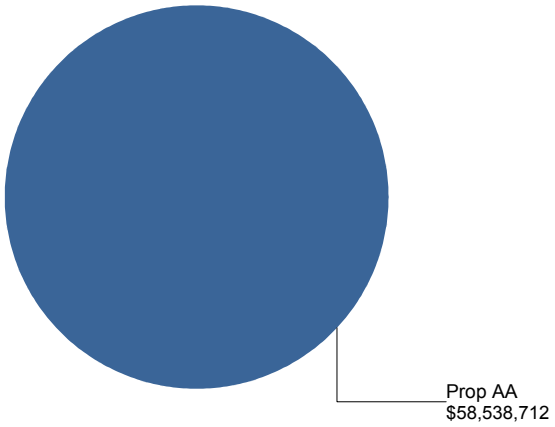

# Satellites
## Sub-Project/Building Level Detail
### Firestone Factory Building

**22G-261 - Firestone Factory Building**

**SUB-PROJECT PROFILE** *OVERALL STATUS:*

DESCRIPTION: DB facility w/105,000 new building, demo building 4 and construct a 1700 stall parking structure. Berliner to revise DBC with Campus reductions.

| DESIGN START | NTP CONSTRUCTION | SUBSTANTIAL COMPLETION | ACADEMIC OCCUPANCY |
|---|---|---|---|

**PROJECT COST BREAKDOWN**

| Cost Type "Bucket" | [a] Current Budget | [b] Contracted | [c] Expended | [d] Estimate at Completion | [e]=[a]-[d] Budget Variance |
|---|---|---|---|---|---|
| Asset, Move, Legal/Audit & Specialty | $2,328,708 | $522,058 | $311,490 | $2,362,968 | $(34,260) |
| Construction | $101,031,761 | $12,890,473 | $1,685,924 | $100,997,462 | $34,298 |
| Furniture, Fixtures & Equipment | $4,788,813 | $0 | $0 | $4,788,813 | $0 |
| Program & Project Management | $7,652,993 | $2,769,125 | $2,417,481 | $7,652,993 | $0 |
| Programming & Design | $11,621,268 | $8,226,114 | $6,300,920 | $11,621,306 | $(38) |
| Total Budget | $127,423,543 | $24,407,770 | $10,715,816 | $127,423,543 | $0 |

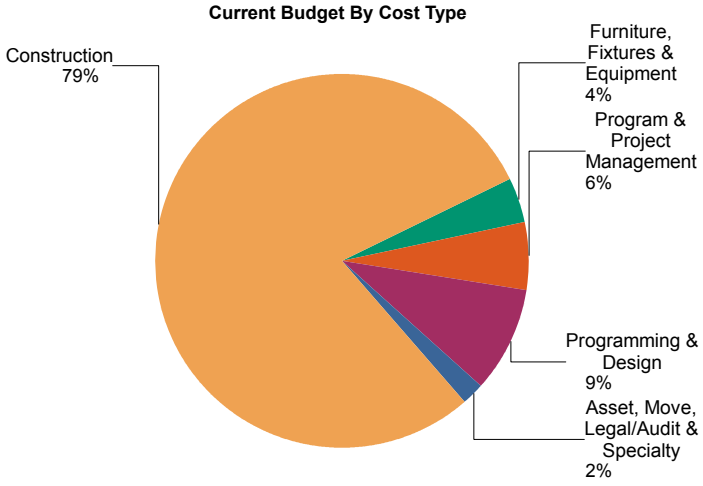


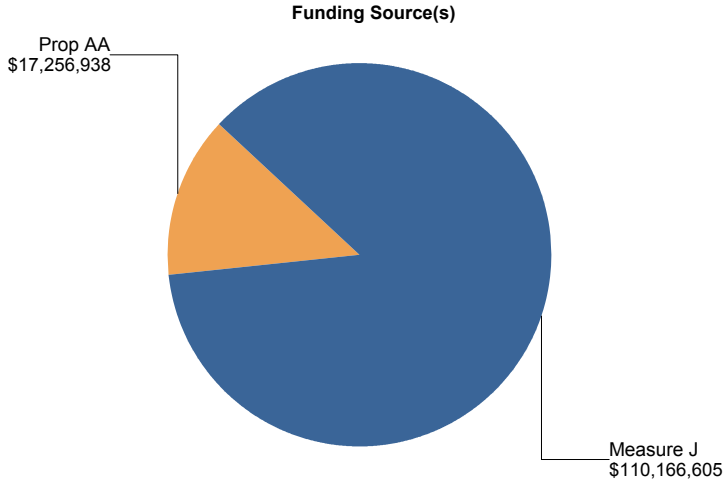

# Satellites
## Sub-Project/Building Level Detail
### Firestone Factory Building

**22G-290 - Firestone Factory Building**

**SUB-PROJECT PROFILE** *OVERALL STATUS:*

DESCRIPTION: Management Services, Asset Management, Legal and Auditing Services and Other Consulting Services.

| DESIGN START | NTP CONSTRUCTION | SUBSTANTIAL COMPLETION | ACADEMIC OCCUPANCY |
|---|---|---|---|

**PROJECT COST BREAKDOWN**

| Cost Type "Bucket" | [a] Current Budget | [b] Contracted | [c] Expended | [d] Estimate at Completion | [e]=[a]-[d] Budget Variance |
|---|---|---|---|---|---|
| Asset, Move, Legal/Audit & Specialty | $951,855 | $951,768 | $951,768 | $951,855 | $0 |
| Construction | $470,233 | $470,233 | $321,045 | $470,233 | $0 |
| Furniture, Fixtures & Equipment | $1,990 | $1,990 | $1,990 | $1,990 | $0 |
| Land Acquisition | $0 | $0 | $0 | $0 | $0 |
| Owner's Reserve | $1,064,520 | $0 | $0 | $1,064,520 | $0 |
| Program & Project Management | $2,469,480 | $2,469,480 | $2,469,480 | $2,469,480 | $0 |
| Programming & Design | $28,718 | $28,718 | $28,718 | $28,718 | $0 |
| Total Budget | $4,986,796 | $3,922,189 | $3,773,001 | $4,986,796 | $0 |

**Current Budget By Cost Type**

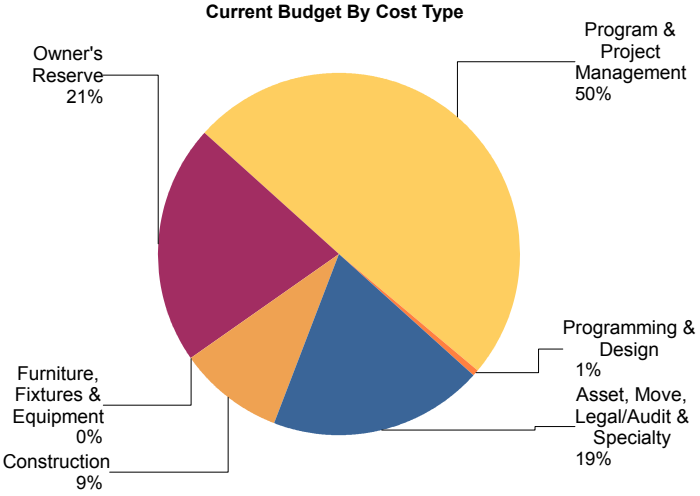


**Funding Source(s)**

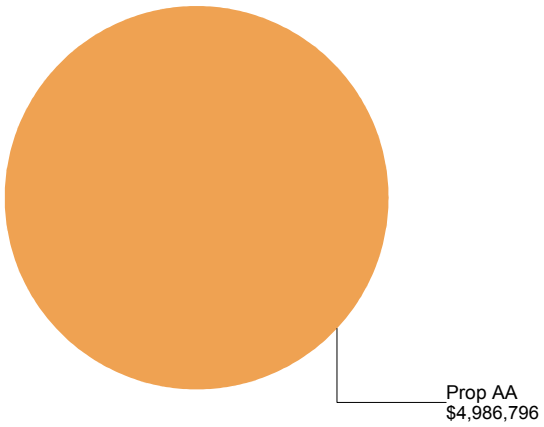

# Satellites
## Sub-Project/Building Level Detail
### Firestone Factory Building

**22G-291 - Firestone Factory Building**

**SUB-PROJECT PROFILE** *OVERALL STATUS:*

DESCRIPTION: Allocations for FF&E and other major procurement incurred on behalf of the Campus projects.

| DESIGN START | NTP CONSTRUCTION | SUBSTANTIAL COMPLETION | ACADEMIC OCCUPANCY |
|---|---|---|---|

**PROJECT COST BREAKDOWN**

| Cost Type "Bucket" | [a] Current Budget | [b] Contracted | [c] Expended | [d] Estimate at Completion | [e]=[a]-[d] Budget Variance |
|---|---|---|---|---|---|
| Construction | $97 | $97 | $97 | $97 | $0 |
| Furniture, Fixtures & Equipment | $0 | $0 | $0 | $0 | $0 |
| Programming & Design | $56 | $56 | $56 | $56 | $0 |
| Total Budget | $152 | $152 | $152 | $152 | $0 |

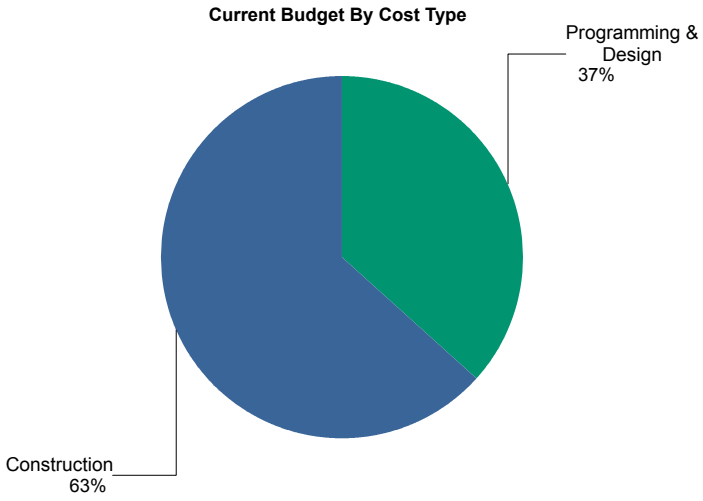


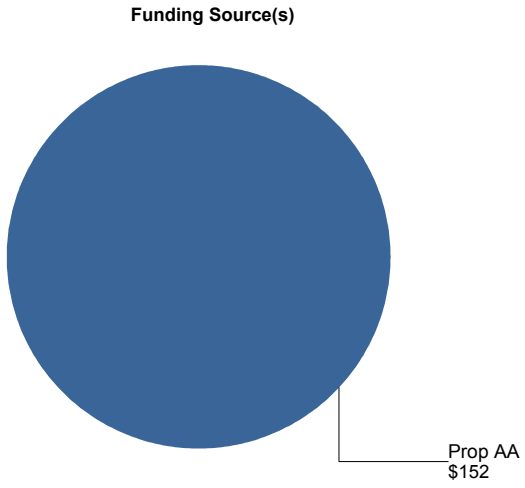

# Satellites
## Sub-Project/Building Level Detail
### Firestone Factory Building

**40J-261 - Firestone Factory Building**

**SUB-PROJECT PROFILE** *OVERALL STATUS:*

DESCRIPTION:

| DESIGN START | NTP CONSTRUCTION | SUBSTANTIAL COMPLETION | ACADEMIC OCCUPANCY |
|---|---|---|---|

**PROJECT COST BREAKDOWN**

| Cost Type "Bucket" | [a] Current Budget | [b] Contracted | [c] Expended | [d] Estimate at Completion | [e]=[a]-[d] Budget Variance |
|---|---|---|---|---|---|
| Construction | $250,000 | $250,000 | $250,000 | $250,000 | $0 |
| Furniture, Fixtures & Equipment | $0 | $0 | $0 | $0 | $0 |
| Program & Project Management | $0 | $0 | $0 | $0 | $0 |
| Programming & Design | $0 | $0 | $0 | $0 | $0 |
| Total Budget | $250,000 | $250,000 | $250,000 | $250,000 | $0 |

**Current Budget By Cost Type**

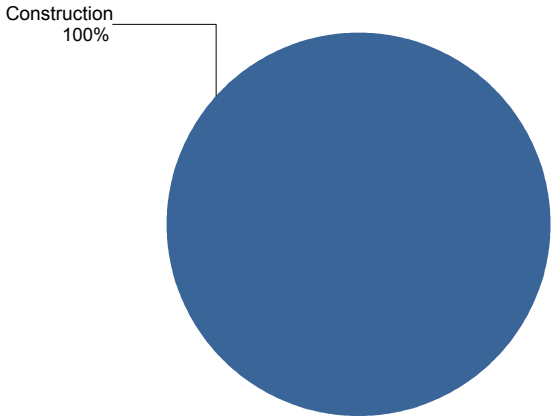


**Funding Source(s)**

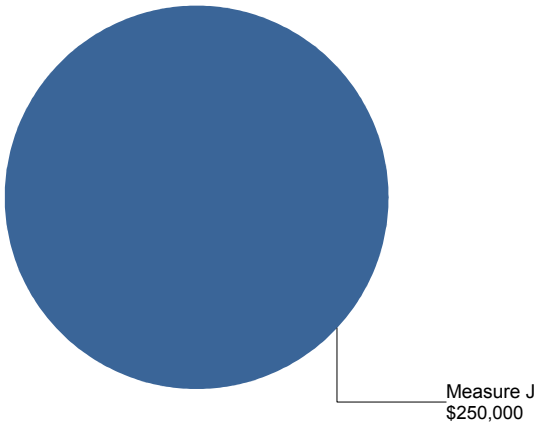

# Satellites
## Sub-Project/Building Level Detail
### Mission College - Sunland/Tujunga

**40J-404 - Mission College - Sunland/Tujunga**

**SUB-PROJECT PROFILE** ***OVERALL STATUS:***

DESCRIPTION:

| DESIGN START | NTP CONSTRUCTION | SUBSTANTIAL COMPLETION | ACADEMIC OCCUPANCY |
|---|---|---|---|

**PROJECT COST BREAKDOWN**

| Cost Type "Bucket" | [a] Current Budget | [b] Contracted | [c] Expended | [d] Estimate at Completion | [e]=[a]-[d] Budget Variance |
|---|---|---|---|---|---|
| Programming & Design | $24,737 | $24,737 | $24,737 | $24,737 | $0 |
| Total Budget | $24,737 | $24,737 | $24,737 | $24,737 | $0 |

**Current Budget By Cost Type**

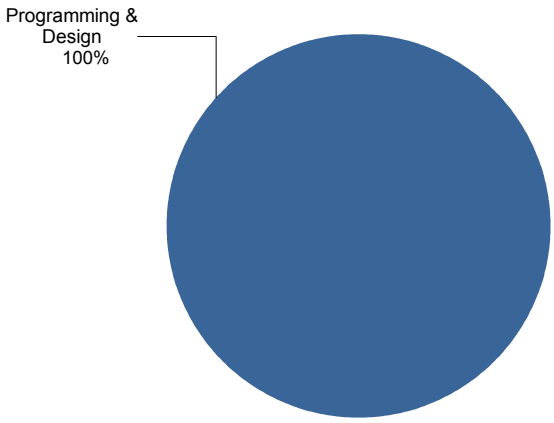


**Funding Source(s)**

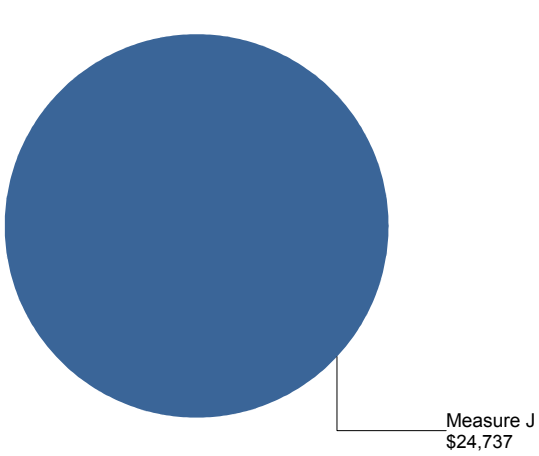

# Satellites
## Sub-Project/Building Level Detail
### Southwest Museum

**40J-604 - Southwest Museum**

**SUB-PROJECT PROFILE** ***OVERALL STATUS:***

DESCRIPTION:

| DESIGN START | NTP CONSTRUCTION | SUBSTANTIAL COMPLETION | ACADEMIC OCCUPANCY |
|---|---|---|---|

**PROJECT COST BREAKDOWN**

| Cost Type "Bucket" | [a] Current Budget | [b] Contracted | [c] Expended | [d] Estimate at Completion | [e]=[a]-[d] Budget Variance |
|---|---|---|---|---|---|
| Asset, Move, Legal/Audit & Specialty | $0 | $0 | $0 | $0 | $0 |
| Construction | $0 | $0 | $0 | $0 | $0 |
| Furniture, Fixtures & Equipment | $0 | $0 | $0 | $0 | $0 |
| Program & Project Management | $0 | $0 | $0 | $0 | $0 |
| Programming & Design | $0 | $0 | $0 | $0 | $0 |
| Total Budget | $0 | $0 | $0 | $0 | $0 |

**Current Budget By Cost Type**

**Funding Source(s)**

# Satellites
## Sub-Project/Building Level Detail
### Valley College - Burbank

**40J-804 - Valley College - Burbank**

**SUB-PROJECT PROFILE** ***OVERALL STATUS:***

DESCRIPTION:

| DESIGN START | NTP CONSTRUCTION | SUBSTANTIAL COMPLETION | ACADEMIC OCCUPANCY |
|---|---|---|---|

**PROJECT COST BREAKDOWN**

| Cost Type "Bucket" | [a] Current Budget | [b] Contracted | [c] Expended | [d] Estimate at Completion | [e]=[a]-[d] Budget Variance |
|---|---|---|---|---|---|
| Asset, Move, Legal/Audit & Specialty | $0 | $0 | $0 | $0 | $0 |
| Construction | $0 | $0 | $0 | $0 | $0 |
| Furniture, Fixtures & Equipment | $0 | $0 | $0 | $0 | $0 |
| Program & Project Management | $0 | $0 | $0 | $0 | $0 |
| Programming & Design | $0 | $0 | $0 | $0 | $0 |
| Total Budget | $0 | $0 | $0 | $0 | $0 |

**Current Budget By Cost Type**

**Funding Source(s)**

# Satellites
## Sub-Project/Building Level Detail
### West College - LAX

**40J-904 - West College - LAX**

**SUB-PROJECT PROFILE** ***OVERALL STATUS:***

DESCRIPTION:

| DESIGN START | NTP CONSTRUCTION | SUBSTANTIAL COMPLETION | ACADEMIC OCCUPANCY |
|---|---|---|---|

**PROJECT COST BREAKDOWN**

| Cost Type "Bucket" | [a] Current Budget | [b] Contracted | [c] Expended | [d] Estimate at Completion | [e]=[a]-[d] Budget Variance |
|---|---|---|---|---|---|
| Asset, Move, Legal/Audit & Specialty | $94,502 | $94,502 | $94,502 | $94,502 | $0 |
| Programming & Design | $14,800 | $14,800 | $14,800 | $14,800 | $0 |
| Total Budget | $109,302 | $109,302 | $109,302 | $109,302 | $0 |

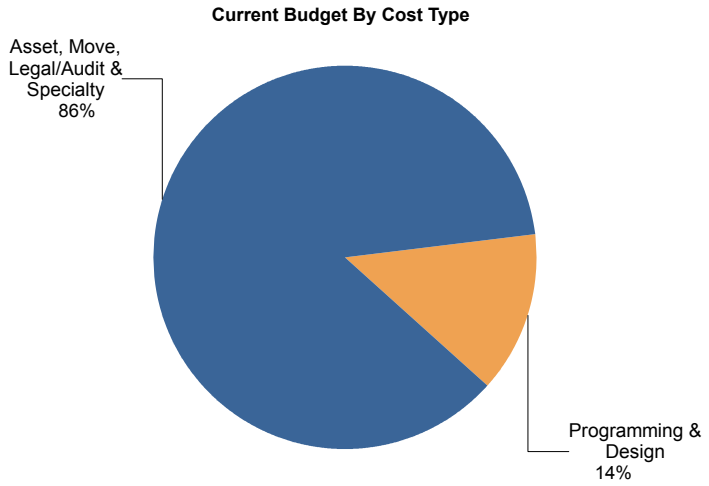


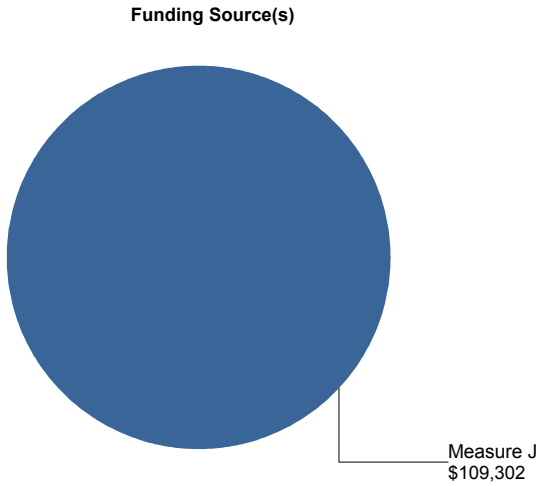

# Satellites
Exhibit A

## Exhibit A
## Satellites
## Budget Transfer Log

# Satellites
## Sub-Project/Building Level Budget Transfer Log

| Proj Ref | Project/Building Name | Established Budget | Current Budget | Variance | Approved Date |
|---|---|---|---|---|---|
| 01C-178.00 | Land Acquisition - Northeast | $6,838,675 | $6,838,675 | | 01/31/2017 |
| 10D-078.00 | District HQ | $30,061,339 | $30,061,339 | | 01/31/2017 |
| | | | $30,599,131 | $537,791 | 05/24/2017 |
| 10D-078.01 | 770 HQ - Building Acquisition | $19,516,893 | $19,516,893 | | 01/31/2017 |
| 10D-078.16 | Video Conferencing | $1,090,229 | $1,090,229 | | 01/31/2017 |
| 10D-078.18 | LACCD Showroom 2nd Floor & Tele/Inter | $74,944 | $74,944 | | 01/31/2017 |
| 10D-078.OCI | District HQ – OCIP | $31,500 | $31,500 | | 01/31/2017 |
| 10D-108.00 | Health Careers Academy at County General | $1,103,957 | $1,103,957 | | 01/31/2017 |
| | | | $755,652 | $(348,304) | 06/16/2016 |
| 21N-115.00 | New Education Building | $19,922,628 | $19,922,628 | | 01/31/2017 |
| | | | $19,965,898 | $43,270 | 03/20/2017 |
| | | | $24,689,833 | $4,723,934 | 04/17/2017 |
| | | | $26,294,645 | $1,604,811 | 05/12/2017 |
| 21N-117.00 | *** not used *** | $0 | $0 | | 01/31/2017 |
| | | | $681,050 | $681,049 | 01/01/1900 |
| | | | $0 | $(681,049) | 11/07/2007 |
| 21N-118.00 | Central Plant | $5,959,335 | $5,959,335 | | 01/31/2017 |
| | | | $5,969,516 | $10,181 | 03/21/2017 |
| | | | $5,586,185 | $(383,331) | 05/15/2017 |
| 21N-119.00 | San Fernando Road Street Widening | $701,314 | $701,314 | | 01/31/2017 |
| | | | $705,064 | $3,750 | 03/21/2017 |
| | | | $482,165 | $(222,899) | 05/12/2017 |
| 21N-120.00 | Bakery Building | $24,899,296 | $24,899,296 | | 01/31/2017 |
| | | | $25,633,854 | $734,557 | 03/21/2017 |
| | | | $25,583,854 | $(50,000) | 03/31/2017 |
| | | | $25,633,854 | $50,000 | 04/17/2017 |

Budget transfers performed to reflect campus project re-prioritization of the strategic execution plan.

# Satellites
## Sub-Project/Building Level Budget Transfer Log

| Proj Ref | Project/Building Name | Established Budget | Current Budget | Variance | Approved Date |
|---|---|---|---|---|---|
| | | | $29,355,002 | $3,721,147 | 05/15/2017 |
| 21N-121.00 | Demolition | $15,630 | $15,630 | | 01/31/2017 |
| 21N-122.00 | Educational Center Status | $374,978 | $374,978 | | 01/31/2017 |
| | | | $187,489 | $(187,488) | 05/15/2017 |
| 21N-130.00 | RWGPL - Roadways, Walkways, Grounds and Parking Lots | $125,897 | $125,897 | | 01/31/2017 |
| | | | $100,498 | $(25,398) | 05/15/2017 |
| 21N-131.00 | Abatement, Demolition and Infrastructure | $82,238 | $82,238 | | 01/31/2017 |
| | | | $2,250,792 | $2,168,554 | 01/01/1900 |
| | | | $82,238 | $(2,168,554) | 11/07/2007 |
| 21N-154.00 | Public Works | $157 | $157 | | 01/31/2017 |
| 21N-154.01 | Waterless urinals | $165 | $165 | | 01/31/2017 |
| 21N-154.02 | VIDEO CONF CTRS MOD | $0 | $0 | | 01/31/2017 |
| 21N-155.00 | Bulk Procurement | $46 | $46 | | 01/31/2017 |
| 21N-155.02 | PURCHASE OF PWR TOOLS | $3 | $3 | | 01/31/2017 |
| 21N-155.03 | Bulk Purchase - Athletic | $1 | $1 | | 01/31/2017 |
| 21N-155.04 | Bulk Purchase - Musical Instruments | $190 | $190 | | 01/31/2017 |
| | | | $96 | $(94) | 05/15/2017 |
| 21N-155.05 | Video Conference Equipment | $0 | $0 | | 01/31/2017 |
| 21N-155.06 | Bulk Purchase - CHILD DEV CTR F&E | $10 | $10 | | 01/31/2017 |
| | | | $8 | $(2) | 05/15/2017 |
| 21N-156.01 | DW-SCANNING & CODING | $258 | $258 | | 01/31/2017 |

Budget transfers performed to reflect campus project re-prioritization of the strategic execution plan.

# Satellites
## Sub-Project/Building Level Budget Transfer Log

| Proj Ref | Project/Building Name | Established Budget | Current Budget | Variance | Approved Date |
|---|---|---|---|---|---|
| 21N-177.00 | Temporary Facilities | $3,939 | $3,939 | | 01/31/2017 |
| | | | $1,970 | $(1,969) | 05/15/2017 |
| 21N-178.00 | Land Acquisition | $12,928,625 | $12,928,625 | | 01/31/2017 |
| | | | $12,311,573 | $(617,051) | 05/15/2017 |
| 21N-179.00 | Campus Wide Improvements | $70,101 | $70,101 | | 01/31/2017 |
| | | | $66,013 | $(4,088) | 05/15/2017 |
| 21N-181.00 | Master Planning | $425,737 | $425,737 | | 01/31/2017 |
| | | | $280,144 | $(145,593) | 05/15/2017 |
| 21N-189.00 | Campus Program Management - Asset Assessment and Move M | $115,815 | $115,815 | | 01/31/2017 |
| 21N-190.00 | Campus Program Management - Program Management Service | $4,095,973 | $4,095,973 | | 01/31/2017 |
| | | | $2,047,987 | $(2,047,986) | 05/15/2017 |
| 21N-190.OCI | Northeast – OCIP | $558,256 | $558,256 | | 01/31/2017 |
| | | | $946,560 | $388,304 | 05/15/2017 |
| 21N-191.00 | Campus Program Management - Project Management Services | $6,513,737 | $6,513,737 | | 01/31/2017 |
| | | | $5,034,074 | $(1,479,663) | 05/15/2017 |
| 21N-193.00 | Campus Program Management - Legal Services | $232,913 | $232,913 | | 01/31/2017 |
| | | | $231,605 | $(1,307) | 05/15/2017 |
| 21N-194.00 | Campus Program Management - Performance/financial auditing | $38,911 | $38,911 | | 01/31/2017 |
| | | | $38,911 | $0 | 05/15/2017 |
| 21N-195.00 | Campus Program Management - Other Consulting Services | $1,237,691 | $1,237,691 | | 01/31/2017 |
| | | | $924,924 | $(312,766) | 05/15/2017 |
| 21N-199.00 | Campus Program Management - Owner's Reserve | $823,607 | $823,607 | | 01/31/2017 |
| | | | $1,111,918 | $288,311 | 01/01/1900 |
| | | | $823,607 | $(288,311) | 12/20/2007 |
| | | | $1,249,266 | $425,658 | 03/08/2010 |

Budget transfers performed to reflect campus project re-prioritization of the strategic execution plan.

# Satellites
## Sub-Project/Building Level Budget Transfer Log

| Proj Ref | Project/Building Name | Established Budget | Current Budget | Variance | Approved Date |
|---|---|---|---|---|---|
| | | | $823,607 | $(425,658) | 03/30/2010 |
| | | | $906,415 | $82,808 | 02/16/2011 |
| | | | $823,607 | $(82,808) | 03/31/2011 |
| | | | $538,986 | $(284,620) | 05/15/2017 |
| 22G-250.00 | Master Plan | $772,322 | $772,322 | | 01/31/2017 |
| 22G-251.00 | EIR | $371,824 | $371,824 | | 01/31/2017 |
| 22G-252.00 | Site Survey | $52,544 | $52,544 | | 01/31/2017 |
| 22G-254.01 | Waterless urinals | $321 | $321 | | 01/31/2017 |
| 22G-254.02 | VIDEO CONF CTRS MOD | $0 | $0 | | 01/31/2017 |
| 22G-255.02 | Bulk Purchase - Power tools | $48 | $48 | | 01/31/2017 |
| 22G-255.03 | Bulk Purchase - Athletic | $1 | $1 | | 01/31/2017 |
| 22G-255.04 | Bulk Purchase - Musical Instruments | $95 | $95 | | 01/31/2017 |
| 22G-255.05 | Video Conference Equipment | $0 | $0 | | 01/31/2017 |
| 22G-255.06 | Bulk Purchase - CHILD DEV CTR F&E | $8 | $8 | | 01/31/2017 |
| 22G-256.01 | DW-SCANNING & CODING | $258 | $258 | | 01/31/2017 |
| 22G-261.00 | South Gate Educational Center | $95,421,668 | $95,421,668 | | 01/31/2017 |
| 22G-261.01 | South Gate Educational Center - Demo | $32,001,875 | $32,001,875 | | 01/31/2017 |
| 22G-278.00 | Land Acquisition- Ameron | $26,911,304 | $26,911,304 | | 01/31/2017 |
| 22G-278.01 | Land Acquisition - Firestone | $31,627,408 | $31,627,408 | | 01/31/2017 |

Budget transfers performed to reflect campus project re-prioritization of the strategic execution plan.

# Satellites
## Sub-Project/Building Level Budget Transfer Log

| Proj Ref | Project/Building Name | Established Budget | Current Budget | Variance | Approved Date |
|---|---|---|---|---|---|
| 22G-289.00 | Asset Assess & Move | $115,769 | $115,769 | | 01/31/2017 |
| 22G-290.00 | Campus Program | $2,045,537 | $2,045,537 | | 01/31/2017 |
| 22G-290.OCI | Southgate – OCIP | $363,715 | $363,715 | | 01/31/2017 |
| 22G-291.00 | Project Management | $421,991 | $421,991 | | 01/31/2017 |
| 22G-293.00 | Legal Services | $169,189 | $169,189 | | 01/31/2017 |
| 22G-294.00 | Audit | $61,287 | $61,287 | | 01/31/2017 |
| 22G-295.00 | Other Consulting Services | $744,208 | $744,208 | | 01/31/2017 |
| 22G-299.00 | Campus Program Management - Owner's Reserve | $1,064,520 | $1,064,520 | | 01/31/2017 |
| 40J-404.00 | Mission College - Sunland/Tujunga | $24,737 | $24,737 | | 01/31/2017 |
| 40J-604.00 | Southwest Museum | $0 | $0 | | 01/31/2017 |
| | | | $11,489,570 | $11,489,570 | 01/01/1900 |
| | | | $11,546,998 | $57,427 | 10/21/2009 |
| | | | $0 | $(11,546,998) | 03/29/2011 |
| 40J-804.00 | Valley College - Burbank | $0 | $0 | | 01/31/2017 |
| | | | $4,977,757 | $4,977,757 | 01/01/1900 |
| | | | $5,000,000 | $22,242 | 10/21/2009 |
| | | | $0 | $(5,000,000) | 02/11/2013 |
| 40J-904.00 | West College - LAX | $109,302 | $109,302 | | 01/31/2017 |
| 40J-G04.00 | ELAC Firestone Factory Building | $114,817,089 | $114,817,089 | | 01/31/2017 |
| | | | $110,417,089 | $(4,400,000) | 11/10/2014 |
| | | | $250,000 | $(110,167,088) | 05/04/2015 |

Budget transfers performed to reflect campus project re-prioritization of the strategic execution plan.

# Satellites
Exhibit B

## Exhibit B
## Satellites
## All Sub-projects by Rollup

# Satellites
## All Sub-Projects by Rollup

| 10D-078 | | Current Budget | EAC | Funding Variance |
|---|---|---|---|---|
| 10D-078.00 | District HQ | $30,599,131 | $30,599,131 | $0 |
| 10D-078.01 | 770 HQ - Building Acquisition | $19,516,893 | $19,516,893 | $0 |
| 10D-078.16 | Video Conferencing | $1,090,229 | $1,090,229 | $0 |
| 10D-078.18 | LACCD Showroom 2nd Floor & Tele/Inter | $74,944 | $74,944 | $0 |
| 10D-078.OCIP | District HQ – OCIP | $31,500 | $31,500 | $0 |
| | | **$51,312,696** | **$51,312,696** | **$0** |

| 10D-108 | | Current Budget | EAC | Funding Variance |
|---|---|---|---|---|
| 10D-108.00 | Health Careers Academy at County General | $755,652 | $755,652 | $0 |
| | | **$755,652** | **$755,652** | **$0** |

| 21N-115 | | Current Budget | EAC | Funding Variance |
|---|---|---|---|---|
| 21N-115.00 | New Education Building | $26,294,645 | $26,294,645 | $0 |
| | | **$26,294,645** | **$26,294,645** | **$0** |

| 21N-118 | | Current Budget | EAC | Funding Variance |
|---|---|---|---|---|
| 21N-118.00 | Central Plant | $5,586,185 | $5,586,185 | $0 |
| 21N-131.00 | Abatement, Demolition and Infrastructure | $82,238 | $82,238 | $0 |
| | | **$5,668,423** | **$5,668,423** | **$0** |

| 21N-119 | | Current Budget | EAC | Funding Variance |
|---|---|---|---|---|
| 21N-119.00 | San Fernando Road Street Widening | $482,165 | $482,165 | $0 |
| | | **$482,165** | **$482,165** | **$0** |

| 21N-120 | | Current Budget | EAC | Funding Variance |
|---|---|---|---|---|
| 21N-117.00 | *** not used *** | $0 | $0 | $0 |
| 21N-120.00 | Bakery Building | $29,355,002 | $29,355,002 | $0 |
| 21N-121.00 | Demolition | $15,630 | $15,630 | $0 |
| 21N-130.00 | RWGPL - Roadways, Walkways, Grounds and Parking Lots | $100,498 | $100,498 | $0 |
| 21N-177.00 | Temporary Facilities | $1,970 | $1,970 | $0 |
| 21N-179.00 | Campus Wide Improvements | $66,013 | $66,013 | $0 |
| | | **$29,539,113** | **$29,539,113** | **$0** |

| 21N-122 | | Current Budget | EAC | Funding Variance |
|---|---|---|---|---|
| 21N-122.00 | Educational Center Status | $187,489 | $187,489 | $0 |
| | | **$187,489** | **$187,489** | **$0** |

| 21N-170 | | Current Budget | EAC | Funding Variance |
|---|---|---|---|---|
| 21N-181.00 | Master Planning | $280,144 | $280,144 | $0 |
| | | **$280,144** | **$280,144** | **$0** |

| 21N-178 | | Current Budget | EAC | Funding Variance |
|---|---|---|---|---|
| 01C-178.00 | Land Acquisition - Northeast | $6,838,675 | $6,838,675 | $0 |
| 21N-178.00 | Land Acquisition | $12,311,573 | $12,311,573 | $0 |
| | | **$19,150,249** | **$19,150,249** | **$0** |

# Satellites
## All Sub-Projects by Rollup

| 21N-190 | | Current Budget | EAC | Funding Variance |
|---|---|---|---|---|
| 21N-154.00 | Public Works | $157 | $157 | $0 |
| 21N-154.01 | Waterless urinals | $165 | $165 | $0 |
| 21N-154.02 | VIDEO CONF CTRS MOD | $0 | $0 | $0 |
| 21N-156.01 | DW-SCANNING & CODING | $258 | $258 | $0 |
| 21N-189.00 | Campus Program Management - Asset Assessment and Move Manage | $115,815 | $115,815 | $0 |
| 21N-190.00 | Campus Program Management - Program Management Services | $2,047,987 | $2,047,987 | $0 |
| 21N-190.OCIP | Northeast – OCIP | $946,560 | $946,560 | $0 |
| 21N-191.00 | Campus Program Management - Project Management Services | $5,034,074 | $5,034,074 | $0 |
| 21N-193.00 | Campus Program Management - Legal Services | $231,605 | $231,605 | $0 |
| 21N-194.00 | Campus Program Management - Performance/financial auditing Servic | $38,911 | $38,911 | $0 |
| 21N-195.00 | Campus Program Management - Other Consulting Services | $924,924 | $924,924 | $0 |
| 21N-199.00 | Campus Program Management - Owner's Reserve | $538,986 | $538,986 | $0 |
| | | **$9,879,442** | **$9,879,442** | **$0** |

| 21N-191 | | Current Budget | EAC | Funding Variance |
|---|---|---|---|---|
| 21N-155.00 | Bulk Procurement | $46 | $46 | $0 |
| 21N-155.02 | PURCHASE OF PWR TOOLS | $3 | $3 | $0 |
| 21N-155.03 | Bulk Purchase - Athletic | $1 | $1 | $0 |
| 21N-155.04 | Bulk Purchase - Musical Instruments | $96 | $96 | $0 |
| 21N-155.05 | Video Conference Equipment | $0 | $0 | $0 |
| 21N-155.06 | Bulk Purchase - CHILD DEV CTR F&E | $8 | $8 | $0 |
| | | **$153** | **$153** | **$0** |

| 22G-250 | | Current Budget | EAC | Funding Variance |
|---|---|---|---|---|
| 22G-250.00 | Master Plan | $772,322 | $772,322 | $0 |
| 22G-251.00 | EIR | $371,824 | $371,824 | $0 |
| 22G-252.00 | Site Survey | $52,544 | $52,544 | $0 |
| | | **$1,196,690** | **$1,196,690** | **$0** |

| 22G-251 | | Current Budget | EAC | Funding Variance |
|---|---|---|---|---|
| 22G-278.00 | Land Acquisition- Ameron | $26,911,304 | $26,911,304 | $0 |
| 22G-278.01 | Land Acquisition - Firestone | $31,627,408 | $31,627,408 | $0 |
| | | **$58,538,712** | **$58,538,712** | **$0** |

| 22G-261 | | Current Budget | EAC | Funding Variance |
|---|---|---|---|---|
| 22G-261.00 | South Gate Educational Center | $95,421,668 | $95,421,668 | $0 |
| 22G-261.01 | South Gate Educational Center - Demo | $32,001,875 | $32,001,875 | $0 |
| | | **$127,423,543** | **$127,423,543** | **$0** |

| 22G-290 | | Current Budget | EAC | Funding Variance |
|---|---|---|---|---|
| 22G-254.01 | Waterless urinals | $321 | $321 | $0 |
| 22G-254.02 | VIDEO CONF CTRS MOD | $0 | $0 | $0 |
| 22G-256.01 | DW-SCANNING & CODING | $258 | $258 | $0 |
| 22G-289.00 | Asset Assess & Move | $115,769 | $115,769 | $0 |
| 22G-290.00 | Campus Program | $2,045,537 | $2,045,537 | $0 |

# Satellites
## All Sub-Projects by Rollup

| 22G-290 | | Current Budget | EAC | Funding Variance |
|---|---|---|---|---|
| 22G-290.OCIP | Southgate – OCIP | $363,715 | $363,715 | $0 |
| 22G-291.00 | Project Management | $421,991 | $421,991 | $0 |
| 22G-293.00 | Legal Services | $169,189 | $169,189 | $0 |
| 22G-294.00 | Audit | $61,287 | $61,287 | $0 |
| 22G-295.00 | Other Consulting Services | $744,208 | $744,208 | $0 |
| 22G-299.00 | Campus Program Management - Owner's Reserve | $1,064,520 | $1,064,520 | $0 |
| | | **$4,986,796** | **$4,986,796** | **$0** |

| 22G-291 | | Current Budget | EAC | Funding Variance |
|---|---|---|---|---|
| 22G-255.02 | Bulk Purchase - Power tools | $48 | $48 | $0 |
| 22G-255.03 | Bulk Purchase - Athletic | $1 | $1 | $0 |
| 22G-255.04 | Bulk Purchase - Musical Instruments | $95 | $95 | $0 |
| 22G-255.05 | Video Conference Equipment | $0 | $0 | $0 |
| 22G-255.06 | Bulk Purchase - CHILD DEV CTR F&E | $8 | $8 | $0 |
| | | **$152** | **$152** | **$0** |

| 40J-261 | | Current Budget | EAC | Funding Variance |
|---|---|---|---|---|
| 40J-G04.00 | ELAC Firestone Factory Building | $250,000 | $250,000 | $0 |
| | | **$250,000** | **$250,000** | **$0** |

| 40J-404 | | Current Budget | EAC | Funding Variance |
|---|---|---|---|---|
| 40J-404.00 | Mission College - Sunland/Tujunga | $24,737 | $24,737 | $0 |
| | | **$24,737** | **$24,737** | **$0** |

| 40J-604 | | Current Budget | EAC | Funding Variance |
|---|---|---|---|---|
| 40J-604.00 | Southwest Museum | $0 | $0 | $0 |
| | | **$0** | **$0** | **$0** |

| 40J-804 | | Current Budget | EAC | Funding Variance |
|---|---|---|---|---|
| 40J-804.00 | Valley College - Burbank | $0 | $0 | $0 |
| | | **$0** | **$0** | **$0** |

| 40J-904 | | Current Budget | EAC | Funding Variance |
|---|---|---|---|---|
| 40J-904.00 | West College - LAX | $109,302 | $109,302 | $0 |
| | | **$109,302** | **$109,302** | **$0** |

# Satellites
## Exhibit C

**Exhibit C**
**Satellites**
**Budget Transfer Log (2014 thru 2017 Rebaseline)**

# Satellites
## Sub-Project/Building Level Budget Transfer Log (2014 thru 2017 Rebaseline)

| Proj Ref | Project/Building Name | Established Budget | Current Budget | Variance | Approved Date |
|---|---|---|---|---|---|
| 01C-178.00 | Land Acquisition - Northeast | $6,838,675 | $6,838,675 | | 01/01/2014 |
| 10D-078.00 | District HQ | $30,061,339 | $30,061,339 | | 01/01/2014 |
| 10D-078.01 | 770 HQ - Building Acquisition | $19,516,893 | $19,516,893 | | 01/01/2014 |
| 10D-078.16 | Video Conferencing | $1,090,229 | $1,090,229 | | 01/01/2014 |
| 10D-078.18 | LACCD Showroom 2nd Floor & Tele/Inter | $74,944 | $74,944 | | 01/01/2014 |
| 10D-078.OCI | District HQ – OCIP | $31,500 | $31,500 | | 01/01/2014 |
| 10D-108.00 | Health Careers Academy at County General | $1,103,957 | $1,103,957 | | 01/01/2014 |
| 21N-115.00 | New Education Building | $19,922,628 | $19,922,628 | | 01/01/2014 |
| 21N-118.00 | Central Plant | $5,959,335 | $5,959,335 | | 01/01/2014 |
| 21N-119.00 | San Fernando Road Street Widening | $701,314 | $701,314 | | 01/01/2014 |
| 21N-120.00 | Bakery Building | $24,899,296 | $24,899,296 | | 01/01/2014 |
| 21N-121.00 | Demolition | $15,630 | $15,630 | | 01/01/2014 |
| 21N-122.00 | Educational Center Status | $374,978 | $374,978 | | 01/01/2014 |
| 21N-130.00 | RWGPL - Roadways, Walkways, Grounds and Parking Lots | $125,897 | $125,897 | | 01/01/2014 |
| 21N-131.00 | Abatement, Demolition and Infrastructure | $82,238 | $82,238 | | 01/01/2014 |
| 21N-154.00 | Public Works | $157 | $157 | | 01/01/2014 |
| 21N-154.01 | Waterless urinals | $165 | $165 | | 01/01/2014 |

# Satellites
## Sub-Project/Building Level Budget Transfer Log (2014 thru 2017 Rebaseline)

| Proj Ref | Project/Building Name | Established Budget | Current Budget | Variance | Approved Date |
|---|---|---|---|---|---|
| 21N-154.02 | VIDEO CONF CTRS MOD | $0 | $0 | | 01/01/2014 |
| 21N-155.00 | Bulk Procurement | $46 | $46 | | 01/01/2014 |
| 21N-155.02 | PURCHASE OF PWR TOOLS | $3 | $3 | | 01/01/2014 |
| 21N-155.03 | Bulk Purchase - Athletic | $1 | $1 | | 01/01/2014 |
| 21N-155.04 | Bulk Purchase - Musical Instruments | $190 | $190 | | 01/01/2014 |
| 21N-155.05 | Video Conference Equipment | $0 | $0 | | 01/01/2014 |
| 21N-155.06 | Bulk Purchase - CHILD DEV CTR F&E | $10 | $10 | | 01/01/2014 |
| 21N-156.01 | DW-SCANNING & CODING | $258 | $258 | | 01/01/2014 |
| 21N-177.00 | Temporary Facilities | $3,939 | $3,939 | | 01/01/2014 |
| 21N-178.00 | Land Acquisition | $12,928,625 | $12,928,625 | | 01/01/2014 |
| 21N-179.00 | Campus Wide Improvements | $70,101 | $70,101 | | 01/01/2014 |
| 21N-181.00 | Master Planning | $425,737 | $425,737 | | 01/01/2014 |
| 21N-189.00 | Campus Program Management - Asset Assessment and Move M | $115,815 | $115,815 | | 01/01/2014 |
| 21N-190.00 | Campus Program Management - Program Management Service | $4,095,973 | $4,095,973 | | 01/01/2014 |
| 21N-190.OCI | Northeast – OCIP | $558,256 | $558,256 | | 01/01/2014 |
| 21N-191.00 | Campus Program Management - Project Management Services | $6,513,737 | $6,513,737 | | 01/01/2014 |

# Satellites
## Sub-Project/Building Level Budget Transfer Log (2014 thru 2017 Rebaseline)

| Proj Ref | Project/Building Name | Established Budget | Current Budget | Variance | Approved Date |
|---|---|---|---|---|---|
| 21N-193.00 | Campus Program Management - Legal Services | $232,913 | $232,913 | | 01/01/2014 |
| 21N-194.00 | Campus Program Management - Performance/financial auditing | $38,911 | $38,911 | | 01/01/2014 |
| 21N-195.00 | Campus Program Management - Other Consulting Services | $1,237,691 | $1,237,691 | | 01/01/2014 |
| 21N-199.00 | Campus Program Management - Owner's Reserve | $823,607 | $823,607 | | 01/01/2014 |
| 22G-250.00 | Master Plan | $835,199 | $835,199 | | 01/01/2014 |
| | | | $783,180 | $(52,019) | 07/08/2015 |
| | | | $772,322 | $(10,858) | 01/26/2017 |
| 22G-251.00 | EIR | $463,572 | $463,572 | | 01/01/2014 |
| | | | $371,824 | $(91,748) | 07/08/2015 |
| 22G-252.00 | Site Survey | $52,544 | $52,544 | | 01/01/2014 |
| 22G-254.01 | Waterless urinals | $321 | $321 | | 01/01/2014 |
| 22G-254.02 | VIDEO CONF CTRS MOD | $0 | $0 | | 01/01/2014 |
| 22G-255.02 | Bulk Purchase - Power tools | $48 | $48 | | 01/01/2014 |
| 22G-255.03 | Bulk Purchase - Athletic | $1 | $1 | | 01/01/2014 |
| 22G-255.04 | Bulk Purchase - Musical Instruments | $95 | $95 | | 01/01/2014 |
| 22G-255.05 | Video Conference Equipment | $0 | $0 | | 01/01/2014 |
| | | | $0 | $0 | 01/26/2017 |
| 22G-255.06 | Bulk Purchase - CHILD DEV CTR F&E | $8 | $8 | | 01/01/2014 |
| 22G-256.01 | DW-SCANNING & CODING | $257 | $257 | | 01/01/2014 |
| | | | $258 | $0 | 07/08/2015 |

# Satellites
## Sub-Project/Building Level Budget Transfer Log (2014 thru 2017 Rebaseline)

| Proj Ref | Project/Building Name | Established Budget | Current Budget | Variance | Approved Date |
|---|---|---|---|---|---|
| 22G-261.00 | South Gate Educational Center | $5,389,517 | $5,389,517 | | 01/01/2014 |
| | | | $95,962,945 | $90,573,428 | 06/05/2015 |
| | | | $95,421,668 | $(541,276) | 01/26/2017 |
| 22G-278.00 | Land Acquisition- Ameron | $27,172,050 | $27,172,050 | | 01/01/2014 |
| | | | $26,919,763 | $(252,286) | 07/08/2015 |
| | | | $26,911,304 | $(8,459) | 01/26/2017 |
| 22G-278.01 | Land Acquisition - Firestone | $31,627,408 | $31,627,408 | | 01/01/2014 |
| | | | $31,627,408 | $0 | 07/08/2015 |
| 22G-289.00 | Asset Assess & Move | $115,683 | $115,683 | | 01/01/2014 |
| | | | $115,769 | $86 | 01/26/2017 |
| 22G-290.00 | Campus Program | $2,045,537 | $2,045,537 | | 01/01/2014 |
| 22G-290.OCI | Southgate – OCIP | $363,714 | $363,714 | | 01/01/2014 |
| | | | $363,715 | $0 | 01/26/2017 |
| 22G-291.00 | Project Management | $421,991 | $421,991 | | 01/01/2014 |
| 22G-293.00 | Legal Services | $169,189 | $169,189 | | 01/01/2014 |
| | | | $169,189 | $0 | 01/26/2017 |
| 22G-294.00 | Audit | $50,398 | $50,398 | | 01/01/2014 |
| | | | $55,041 | $4,643 | 10/16/2014 |
| | | | $61,287 | $6,245 | 01/26/2017 |
| 22G-295.00 | Other Consulting Services | $742,331 | $742,331 | | 01/01/2014 |
| | | | $744,208 | $1,877 | 01/26/2017 |
| 22G-299.00 | Campus Program Management - Owner's Reserve | $12,528,940 | $12,528,940 | | 01/01/2014 |
| | | | $12,524,297 | $(4,643) | 10/16/2014 |
| | | | $122,691,385 | $110,167,088 | 05/04/2015 |
| | | | $12,524,766 | $(110,166,619) | 06/05/2015 |
| | | | $512,136 | $(12,012,629) | 07/08/2015 |

# Satellites
## Sub-Project/Building Level Budget Transfer Log (2014 thru 2017 Rebaseline)

| Proj Ref | Project/Building Name | Established Budget | Current Budget | Variance | Approved Date |
|---|---|---|---|---|---|
| | | | $1,064,520 | $552,383 | 01/26/2017 |
| 40J-404.00 | Mission College - Sunland/Tujunga | $24,737 | $24,737 | | 01/01/2014 |
| 40J-904.00 | West College - LAX | $109,302 | $109,302 | | 01/01/2014 |
| 40J-G04.00 | ELAC Firestone Factory Building | $114,817,089 | $114,817,089 | | 01/01/2014 |

# Districtwide Initiatives
## College Building Program Overview

Districtwide initiatives provide for specific Measure J/CC bond supported programs and projects impacting all campuses. Many of the initiatives include those planned for future satellite college locations. Funding for work associated with Districtwide initiatives, with exceptions made for specialized technology projects, are allocated back to their respective college projects.



**COLLEGE PROGRESS SUMMARY (January 2019)**

| Sub Project Number | Sub Project Title | % Complete | Academic Occupancy Date | Progress Summary |
|---|---|---|---|---|

# Districtwide Initiatives
## College Funding and Overall Budget

### PROGRAM FUNDING

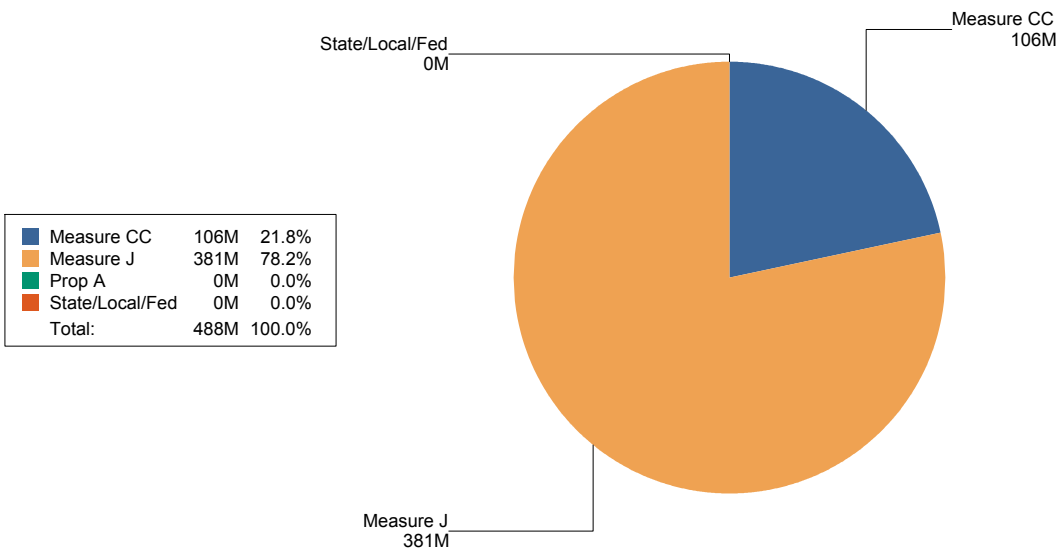


### BUDGET

| Cost Type "Bucket" | [a] Current Budget | [b] Contracted | [c] Expended | [d] Estimate at Completion | [e]=[a]-[d] Budget Variance |
|---|---|---|---|---|---|
| Asset, Move, Legal/Audit & Specialty | $139,389,106 | $84,671,099 | $80,335,101 | $122,756,010 | $16,633,097 |
| Programming & Design | $25,937,262 | $31,139,047 | $17,441,449 | $38,597,080 | $(12,659,819) |
| Program & Project Management | $27,477,057 | $21,638,751 | $18,735,014 | $30,643,293 | $(3,166,236) |
| Construction | $218,934,273 | $128,877,156 | $111,214,563 | $219,837,263 | $(902,991) |
| Furniture, Fixtures & Equipment | $76,063,577 | $36,709,616 | $34,842,349 | $75,967,628 | $95,949 |
| Total Budget | $487,801,274 | $303,035,670 | $262,568,477 | $487,801,274 | $0 |

# Districtwide Initiatives
## Sub-Project List

**DISTRICTWIDE INITIATIVES**

| Project Rollup ID | Project/Building Name | [a] Current Budget | [b] Estimate at Completion | [c]=[a]-[b] Budget Variance |
|---|---|---|---|---|
| 40J-J01 | Energy | $130,181,758 | $130,181,758 | $0 |
| 40J-J02 | Transportation and Accessibility Improvements | $107,699,162 | $107,699,162 | $0 |
| 40J-J05 | Technology | $152,424,682 | $152,424,682 | $0 |
| 40J-J06 | Anti-Graffiti Program | $1,117,930 | $1,117,930 | $0 |
| 40J-J07 | Warranty Program | $3,085,078 | $3,085,078 | $0 |
| 40J-J08 | Whole Building Commissioning | $19,811,356 | $19,811,356 | $0 |
| 40J-J09 | Storm Water Implementation | $33,313,479 | $33,313,479 | $0 |
| 40J-J12 | Energy Efficiency / Utility Infrastructure | $15,000,000 | $15,000,000 | $0 |
| 40J-J13 | Districtwide Physical Security | $25,167,830 | $25,167,830 | $0 |
| | **Total Subprojects** | **$487,801,274** | **$487,801,274** | **$0** |

| | | | |
|---|---|---|---|
| **Total Districtwide Initiatives Subprojects** | **$487,801,274** | **$487,801,274** | **$0** |

# Districtwide Initiatives
## Sub-Project/Building Level Detail

### 40J-J01 - Energy

**SUB-PROJECT PROFILE** *OVERALL STATUS:*

DESCRIPTION: .

| DESIGN START | NTP CONSTRUCTION | SUBSTANTIAL COMPLETION | ACADEMIC OCCUPANCY |
|---|---|---|---|

**PROJECT COST BREAKDOWN**

| Cost Type "Bucket" | [a] Current Budget | [b] Contracted | [c] Expended | [d] Estimate at Completion | [e]=[a]-[d] Budget Variance |
|---|---|---|---|---|---|
| Energy - City | $8,971,005 | $6,914,908 | $6,588,680 | $8,971,005 | $0 |
| Energy - District | $7,219,769 | $1,963,116 | $1,963,116 | $9,440,457 | $(2,220,688) |
| Energy - East | $11,740,416 | $11,189,514 | $11,152,263 | $11,740,416 | $0 |
| Energy - Harbor | $33,802,548 | $33,592,066 | $33,561,851 | $33,802,548 | $0 |
| Energy - Mission | $1,387,696 | $1,209,188 | $1,190,219 | $1,387,696 | $0 |
| Energy - northeast | $3,245,175 | $3,216,305 | $3,210,569 | $3,245,175 | $0 |
| Energy - Pierce | $21,468,817 | $20,299,881 | $20,259,966 | $21,468,817 | $0 |
| Energy - Southgate | $1,828,117 | $4,962 | $4,962 | $1,828,117 | $0 |
| Energy - Southwest | $10,470,938 | $10,000,853 | $9,971,296 | $10,470,938 | $0 |
| Energy - Trade | $14,317,202 | $6,641,112 | $5,625,480 | $12,096,514 | $2,220,688 |
| Energy - Valley | $8,119,235 | $7,960,753 | $7,935,161 | $8,119,235 | $0 |
| Energy - West | $7,610,839 | $5,985,839 | $1,767,150 | $7,610,839 | $0 |
| Total Budget | $130,181,758 | $108,978,497 | $103,230,713 | $130,181,758 | $0 |

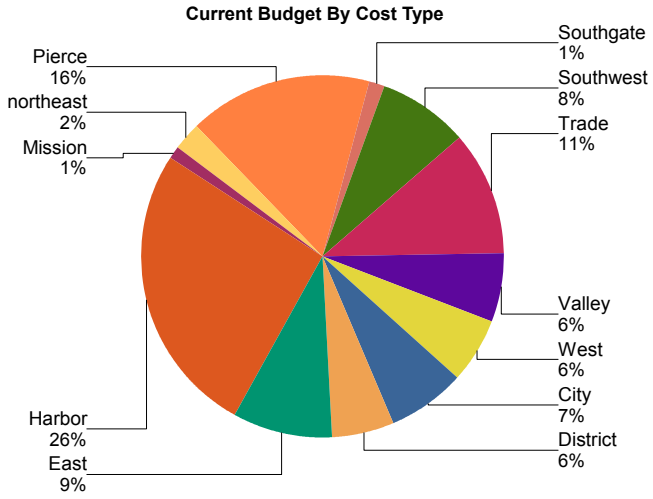


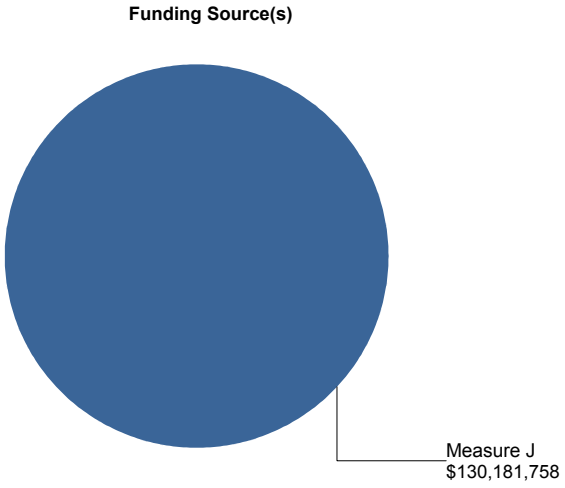

# Districtwide Initiatives
# Sub-Project/Building Level Detail

## 40J-J02 - Transportation and Accessibility Improvements

**SUB-PROJECT PROFILE** *OVERALL STATUS:*

DESCRIPTION:

| DESIGN START | NTP CONSTRUCTION | SUBSTANTIAL COMPLETION | ACADEMIC OCCUPANCY |
|---|---|---|---|

**PROJECT COST BREAKDOWN**

| Cost Type "Bucket" | [a] Current Budget | [b] Contracted | [c] Expended | [d] Estimate at Completion | [e]=[a]-[d] Budget Variance |
|---|---|---|---|---|---|
| Transportation and Accessibility Improvements - City | $4,578,240 | $2,801,199 | $1,773,044 | $4,631,576 | $(53,336) |
| Transportation and Accessibility Improvements - District | $9,497,946 | $46,321 | $46,321 | $9,497,946 | $0 |
| Transportation and Accessibility Improvements - East | $43,108,570 | $9,029,770 | $8,715,368 | $42,988,265 | $120,305 |
| Transportation and Accessibility Improvements - Harbor | $4,729,171 | $4,012,468 | $3,552,930 | $4,595,533 | $133,638 |
| Transportation and Accessibility Improvements - Mission | $7,699,673 | $2,371,470 | $2,301,660 | $7,785,039 | $(85,367) |
| Transportation and Accessibility Improvements - northeast | $1,478 | $1,478 | $1,478 | $1,478 | $0 |
| Transportation and Accessibility Improvements - Pierce | $6,646,431 | $2,258,442 | $2,014,753 | $6,783,350 | $(136,920) |
| Transportation and Accessibility Improvements - Southgate | $101,727 | $90,187 | $90,187 | $101,727 | $0 |
| Transportation and Accessibility Improvements - Southwest | $3,264,186 | $2,114,921 | $2,090,464 | $3,304,815 | $(40,629) |
| Transportation and Accessibility Improvements - Trade | $9,576,797 | $8,016,909 | $7,675,122 | $9,587,784 | $(10,988) |
| Transportation and Accessibility Improvements - Valley | $10,289,664 | $6,689,832 | $4,459,682 | $10,126,838 | $162,826 |
| Transportation and Accessibility Improvements - West | $8,205,281 | $6,983,173 | $2,699,859 | $8,294,810 | $(89,529) |
| Total Budget | $107,699,162 | $44,416,169 | $35,420,867 | $107,699,162 | $0 |

# Districtwide Initiatives
## Sub-Project/Building Level Detail

### 40J-J02 - Transportation and Accessibility Improvements

**SUB-PROJECT PROFILE** ***OVERALL STATUS:***

DESCRIPTION:

| DESIGN START | NTP CONSTRUCTION | SUBSTANTIAL COMPLETION | ACADEMIC OCCUPANCY |
|---|---|---|---|

**Current Budget By Cost Type**

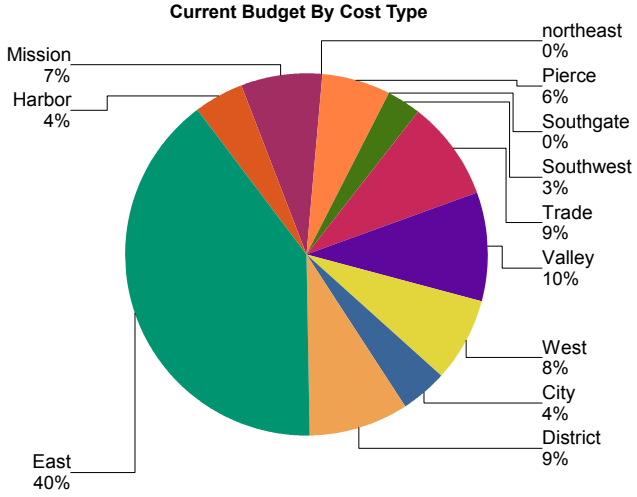


**Funding Source(s)**

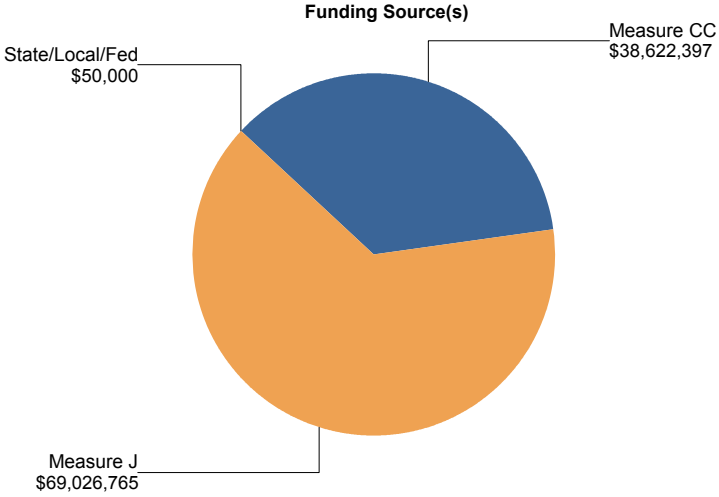

# Districtwide Initiatives
## Sub-Project/Building Level Detail

### 40J-J05 - Technology

**SUB-PROJECT PROFILE** *OVERALL STATUS:*

DESCRIPTION: .

| DESIGN START | NTP CONSTRUCTION | SUBSTANTIAL COMPLETION | ACADEMIC OCCUPANCY |
|---|---|---|---|

**PROJECT COST BREAKDOWN**

| Cost Type "Bucket" | [a] Current Budget | [b] Contracted | [c] Expended | [d] Estimate at Completion | [e]=[a]-[d] Budget Variance |
|---|---|---|---|---|---|
| Audio Visual Classroom | $5,740,529 | $886,401 | $686,694 | $5,740,529 | $0 |
| Connect LACCD Network | $58,887 | $58,887 | $58,887 | $58,887 | $0 |
| Core Network Deployment | $34,944,916 | $7,716,988 | $6,331,569 | $34,944,916 | $0 |
| Distance Education Collaboration | $0 | $0 | $0 | $0 | $0 |
| Facility Management (CMMS) and Building Management interface | $9,532,377 | $6,044,377 | $6,031,605 | $9,532,377 | $0 |
| IT Program Management | $6,977,672 | $6,937,048 | $5,612,959 | $6,977,672 | $0 |
| Media Lab Enhancement | $0 | $0 | $0 | $0 | $0 |
| One card System (Physical Security) and Monitoring | $8,900,000 | $8,404,017 | $4,989,366 | $8,900,000 | $0 |
| Physical Security and Hardware | $7,208,299 | $6,971,426 | $3,008,112 | $7,208,299 | $0 |
| Physical Security Systems Deployment | $7,434,719 | $888,803 | $459,163 | $7,434,719 | $0 |
| Physical Security Systems Deployment - District HQ | $125,000 | $25,668 | $3,346 | $125,000 | $0 |
| Project Support | $338,178 | $338,178 | $338,178 | $338,178 | $0 |
| ProjectWise | $2,068,837 | $2,047,120 | $2,047,120 | $2,068,837 | $0 |
| Servers & Support Equipment | $8,165,306 | $8,157,964 | $8,138,568 | $8,157,164 | $8,142 |
| Standards, Process Mapping and Program Strategy/ Management | $6,634,708 | $6,047,725 | $6,047,725 | $6,047,725 | $586,983 |
| Student Information System (SIS) | $38,649,583 | $33,006,063 | $33,005,518 | $38,088,762 | $560,821 |
| Technology Coordinators | $8,026,926 | $8,026,926 | $8,026,926 | $8,026,926 | $0 |
| Transitional Fund | $118,745 | $0 | $0 | $1,274,691 | $(1,155,946) |
| Virtulization and Data Storage | $7,500,000 | $6,207,964 | $6,183,673 | $7,500,000 | $0 |
| Total Budget | $152,424,682 | $101,765,554 | $90,969,409 | $152,424,682 | $0 |

# Districtwide Initiatives
## Sub-Project/Building Level Detail

### 40J-J05 - Technology

**SUB-PROJECT PROFILE** ***OVERALL STATUS:***

DESCRIPTION:

| DESIGN START | NTP CONSTRUCTION | SUBSTANTIAL COMPLETION | ACADEMIC OCCUPANCY |
|---|---|---|---|

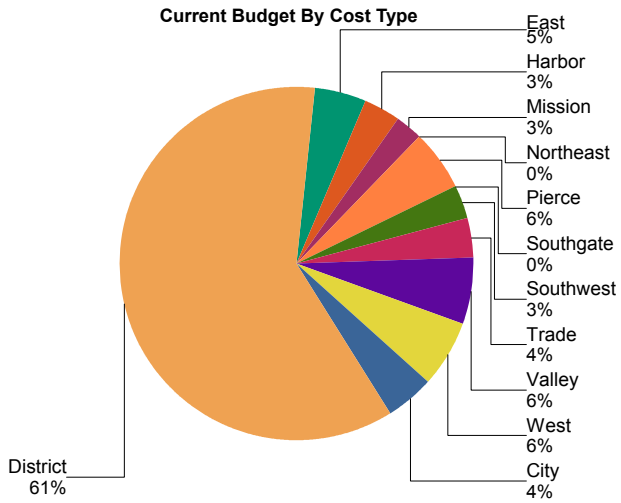


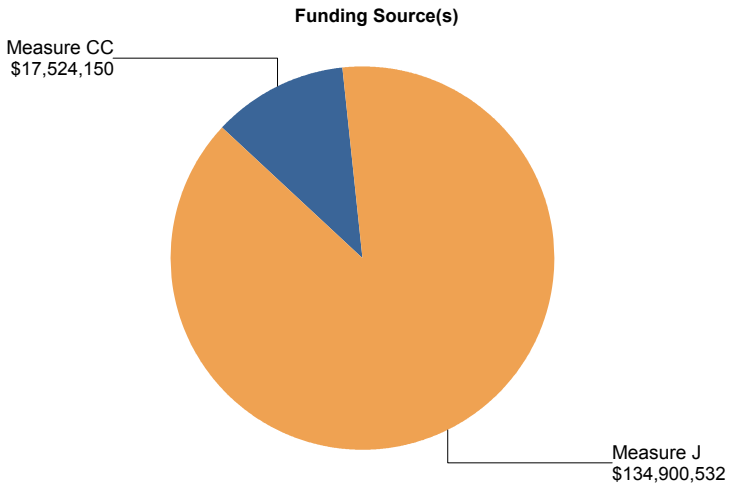

# Districtwide Initiatives
## Sub-Project/Building Level Detail

### 40J-J06 - Anti-Graffiti Program

**SUB-PROJECT PROFILE** *OVERALL STATUS:*

DESCRIPTION: .

| DESIGN START | NTP CONSTRUCTION | SUBSTANTIAL COMPLETION | ACADEMIC OCCUPANCY |
|---|---|---|---|

**PROJECT COST BREAKDOWN**

| Cost Type "Bucket" | [a] Current Budget | [b] Contracted | [c] Expended | [d] Estimate at Completion | [e]=[a]-[d] Budget Variance |
|---|---|---|---|---|---|
| Anti-Graffiti Program - City | $72,173 | $72,173 | $72,173 | $72,173 | $0 |
| Anti-Graffiti Program - District | $0 | $0 | $0 | $0 | $0 |
| Anti-Graffiti Program - East | $212,723 | $212,723 | $212,723 | $212,723 | $0 |
| Anti-Graffiti Program - Harbor | $191,379 | $191,379 | $191,379 | $191,379 | $0 |
| Anti-Graffiti Program - Mission | $51,508 | $51,508 | $51,508 | $51,508 | $0 |
| Anti-Graffiti Program - northeast | $0 | $0 | $0 | $0 | $0 |
| Anti-Graffiti Program - Pierce | $107,258 | $107,258 | $107,258 | $107,258 | $0 |
| Anti-Graffiti Program - Southgate | $35,807 | $35,807 | $35,807 | $35,807 | $0 |
| Anti-Graffiti Program - Southwest | $134,406 | $134,406 | $134,406 | $134,406 | $0 |
| Anti-Graffiti Program - Trade | $162,046 | $162,046 | $162,046 | $162,046 | $0 |
| Anti-Graffiti Program - Valley | $70,621 | $70,621 | $70,621 | $70,621 | $0 |
| Anti-Graffiti Program - West | $80,009 | $80,009 | $80,009 | $80,009 | $0 |
| Total Budget | $1,117,930 | $1,117,930 | $1,117,930 | $1,117,930 | $0 |

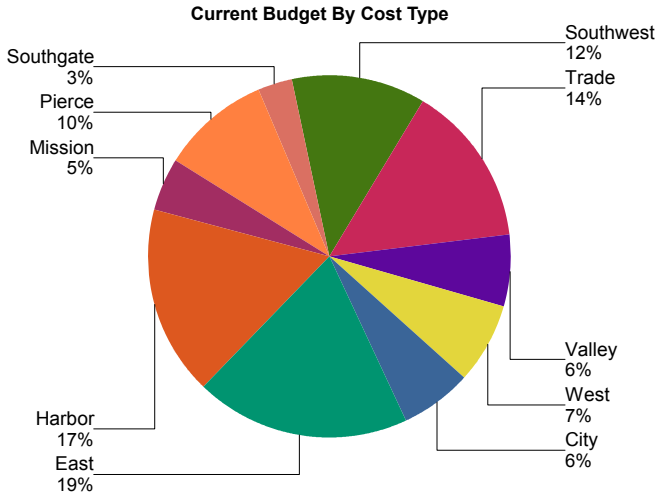


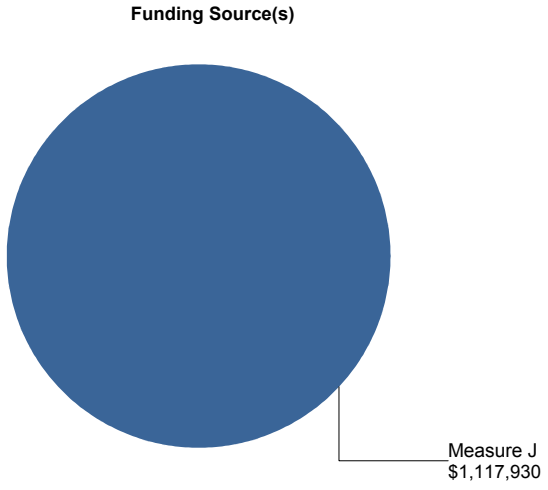

# Districtwide Initiatives
## Sub-Project/Building Level Detail

### 40J-J07 - Warranty Program

**SUB-PROJECT PROFILE** *OVERALL STATUS:*

DESCRIPTION: .

| DESIGN START | NTP CONSTRUCTION | SUBSTANTIAL COMPLETION | ACADEMIC OCCUPANCY |
|---|---|---|---|

**PROJECT COST BREAKDOWN**

| Cost Type "Bucket" | [a] Current Budget | [b] Contracted | [c] Expended | [d] Estimate at Completion | [e]=[a]-[d] Budget Variance |
|---|---|---|---|---|---|
| Warranty Program - City | $370,284 | $370,284 | $370,284 | $370,284 | $0 |
| Warranty Program - District | $0 | $0 | $0 | $0 | $0 |
| Warranty Program - East | $411,636 | $411,636 | $411,636 | $411,636 | $0 |
| Warranty Program - Harbor | $268,172 | $268,172 | $268,172 | $268,172 | $0 |
| Warranty Program - Mission | $264,303 | $264,303 | $264,303 | $264,303 | $0 |
| Warranty Program - northeast | $3,310 | $3,310 | $3,310 | $3,310 | $0 |
| Warranty Program - Pierce | $419,824 | $419,824 | $419,824 | $419,824 | $0 |
| Warranty Program - Southgate | $81,547 | $81,547 | $81,547 | $81,547 | $0 |
| Warranty Program - Southwest | $264,920 | $264,920 | $264,920 | $264,920 | $0 |
| Warranty Program - Trade | $375,299 | $375,299 | $375,299 | $375,299 | $0 |
| Warranty Program - Valley | $362,404 | $362,404 | $362,404 | $362,404 | $0 |
| Warranty Program - West | $263,377 | $263,377 | $263,377 | $263,377 | $0 |
| Total Budget | $3,085,078 | $3,085,078 | $3,085,078 | $3,085,078 | $0 |

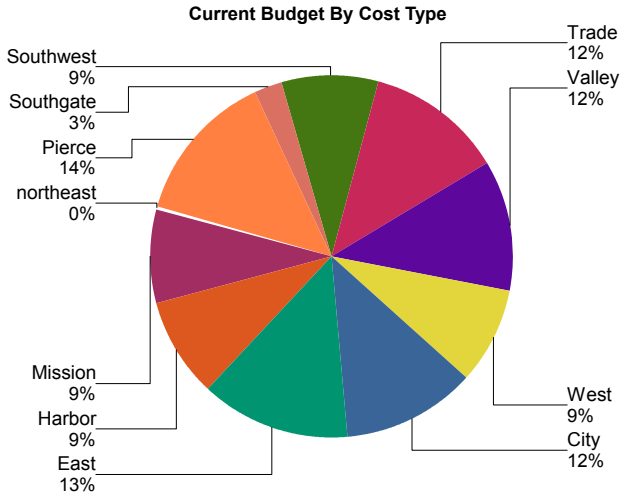


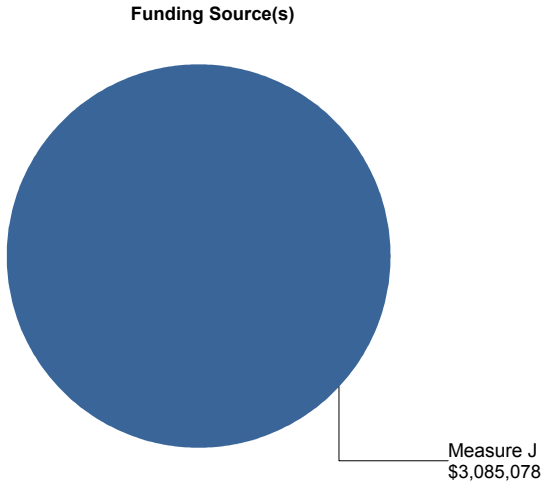

# Districtwide Initiatives
## Sub-Project/Building Level Detail

### 40J-J08 - Whole Building Commissioning

**SUB-PROJECT PROFILE** *OVERALL STATUS:*

DESCRIPTION: .

| DESIGN START | NTP CONSTRUCTION | SUBSTANTIAL COMPLETION | ACADEMIC OCCUPANCY |
|---|---|---|---|

**PROJECT COST BREAKDOWN**

| Cost Type "Bucket" | [a] Current Budget | [b] Contracted | [c] Expended | [d] Estimate at Completion | [e]=[a]-[d] Budget Variance |
|---|---|---|---|---|---|
| Whole Building Commissioning - City | $2,289,246 | $2,010,620 | $1,938,366 | $2,289,246 | $0 |
| Whole Building Commissioning - District | $0 | $0 | $0 | $0 | $0 |
| Whole Building Commissioning - East | $2,544,976 | $2,214,109 | $2,133,775 | $2,544,976 | $0 |
| Whole Building Commissioning - Harbor | $1,657,980 | $1,379,887 | $1,327,541 | $1,657,980 | $0 |
| Whole Building Commissioning - Mission | $2,134,994 | $1,864,642 | $1,813,058 | $2,134,994 | $0 |
| Whole Building Commissioning - northeast | $30,322 | $14,085 | $14,085 | $30,322 | $0 |
| Whole Building Commissioning - Pierce | $2,595,568 | $2,255,100 | $2,173,185 | $2,595,568 | $0 |
| Whole Building Commissioning - Southgate | $731,127 | $433,053 | $433,053 | $731,127 | $0 |
| Whole Building Commissioning - Southwest | $1,637,869 | $1,467,124 | $1,415,422 | $1,637,869 | $0 |
| Whole Building Commissioning - Trade | $2,320,372 | $1,999,721 | $1,926,472 | $2,320,372 | $0 |
| Whole Building Commissioning - Valley | $2,240,559 | $1,856,747 | $1,786,016 | $2,240,559 | $0 |
| Whole Building Commissioning - West | $1,628,343 | $1,345,845 | $1,294,436 | $1,628,343 | $0 |
| Total Budget | $19,811,356 | $16,840,933 | $16,255,409 | $19,811,356 | $0 |

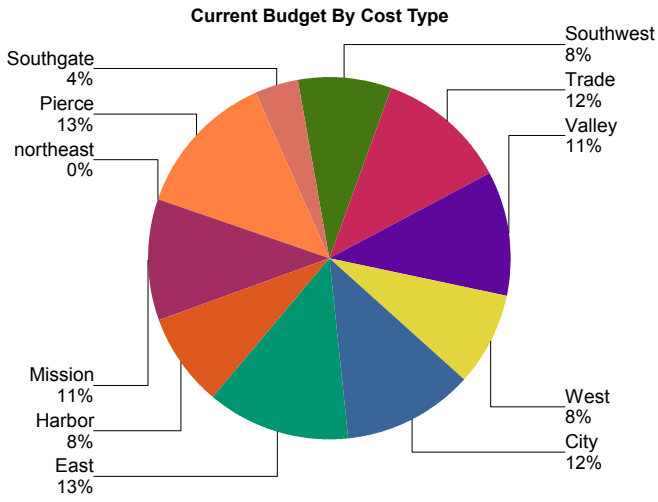


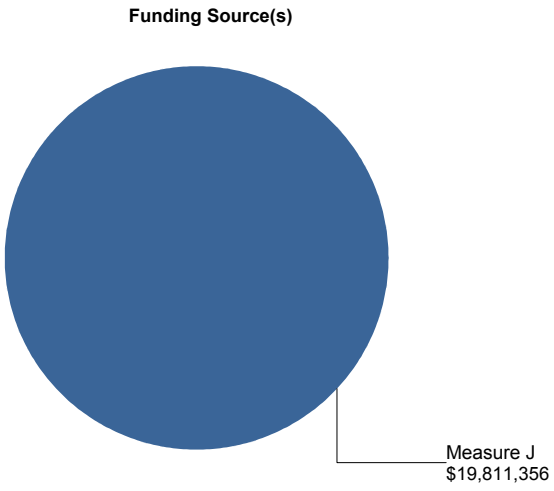

# Districtwide Initiatives
## Sub-Project/Building Level Detail

### 40J-J09 - Storm Water Implementation

**SUB-PROJECT PROFILE** *OVERALL STATUS:*

DESCRIPTION: .

| DESIGN START | NTP CONSTRUCTION | SUBSTANTIAL COMPLETION | ACADEMIC OCCUPANCY |
|---|---|---|---|

**PROJECT COST BREAKDOWN**

| Cost Type "Bucket" | [a] Current Budget | [b] Contracted | [c] Expended | [d] Estimate at Completion | [e]=[a]-[d] Budget Variance |
|---|---|---|---|---|---|
| Storm Water Implementation - City | $3,619,187 | $228,636 | $188,830 | $3,635,401 | $(16,214) |
| Storm Water Implementation - District | $5,445,569 | $0 | $0 | $5,246,641 | $198,928 |
| Storm Water Implementation - East | $3,462,914 | $2,441,084 | $2,381,247 | $3,478,775 | $(15,861) |
| Storm Water Implementation - Harbor | $2,598,442 | $1,556,320 | $276,282 | $2,649,101 | $(50,659) |
| Storm Water Implementation - Mission | $1,473,292 | $1,011,547 | $980,181 | $1,497,614 | $(24,322) |
| Storm Water Implementation - northeast | $275 | $275 | $275 | $275 | $0 |
| Storm Water Implementation - Pierce | $4,173,801 | $1,523,553 | $1,156,507 | $4,197,318 | $(23,517) |
| Storm Water Implementation - Southgate | $5,953 | $5,953 | $5,953 | $5,953 | $0 |
| Storm Water Implementation - Southwest | $2,061,161 | $1,603,677 | $1,556,005 | $2,082,019 | $(20,858) |
| Storm Water Implementation - Trade | $3,834,408 | $525,098 | $346,206 | $3,842,289 | $(7,881) |
| Storm Water Implementation - Valley | $3,490,360 | $2,761,686 | $2,555,319 | $3,490,360 | $0 |
| Storm Water Implementation - West | $3,148,116 | $2,370,843 | $2,322,436 | $3,187,732 | $(39,615) |
| Total Budget | $33,313,479 | $14,028,672 | $11,769,240 | $33,313,479 | $0 |

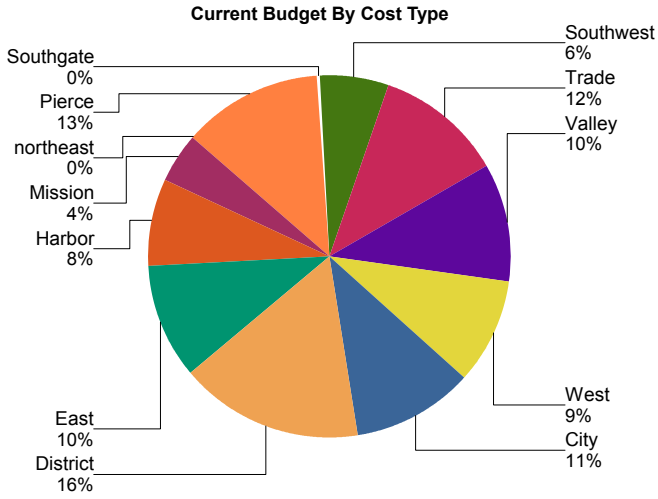


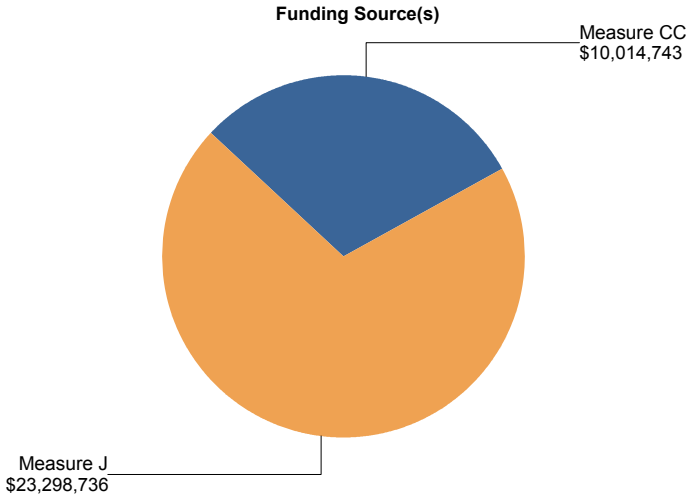

# Districtwide Initiatives
# Sub-Project/Building Level Detail

## 40J-J12 - Energy Efficiency / Utility Infrastructure

### SUB-PROJECT PROFILE

***OVERALL STATUS:***

DESCRIPTION:

| DESIGN START | NTP CONSTRUCTION | SUBSTANTIAL COMPLETION | ACADEMIC OCCUPANCY |
|---|---|---|---|

### PROJECT COST BREAKDOWN

| Cost Type "Bucket" | [a] Current Budget | [b] Contracted | [c] Expended | [d] Estimate at Completion | [e]=[a]-[d] Budget Variance |
|---|---|---|---|---|---|
| Energy Efficiency / Utility Infrastructure - City | $1,700,752 | $1,147,599 | $355,416 | $1,700,752 | $0 |
| Energy Efficiency / Utility Infrastructure - East | $1,840,572 | $1,559,109 | $12,642 | $1,840,572 | $0 |
| Energy Efficiency / Utility Infrastructure - Harbor | $1,704,142 | $1,520,740 | $12,388 | $1,704,142 | $0 |
| Energy Efficiency / Utility Infrastructure - Mission | $1,151,186 | $970,450 | $8,412 | $1,151,186 | $0 |
| Energy Efficiency / Utility Infrastructure - Multi-Campus | $250,000 | $0 | $0 | $250,000 | $0 |
| Energy Efficiency / Utility Infrastructure - Pierce | $2,111,393 | $1,824,391 | $16,117 | $2,111,393 | $0 |
| Energy Efficiency / Utility Infrastructure - Southwest | $1,431,035 | $1,249,889 | $12,217 | $1,431,035 | $0 |
| Energy Efficiency / Utility Infrastructure - Trade | $1,356,465 | $1,099,825 | $10,177 | $1,356,465 | $0 |
| Energy Efficiency / Utility Infrastructure - Valley | $1,895,898 | $1,648,079 | $29,856 | $1,895,898 | $0 |
| Energy Efficiency / Utility Infrastructure - West | $1,558,556 | $1,378,436 | $12,030 | $1,558,556 | $0 |
| Total Budget | $15,000,000 | $12,398,518 | $469,256 | $15,000,000 | $0 |

# Districtwide Initiatives
## Sub-Project/Building Level Detail

### 40J-J12 - Energy Efficiency / Utility Infrastructure

**SUB-PROJECT PROFILE** ***OVERALL STATUS:***

DESCRIPTION:

| DESIGN START | NTP CONSTRUCTION | SUBSTANTIAL COMPLETION | ACADEMIC OCCUPANCY |
|---|---|---|---|

**Current Budget By Cost Type**

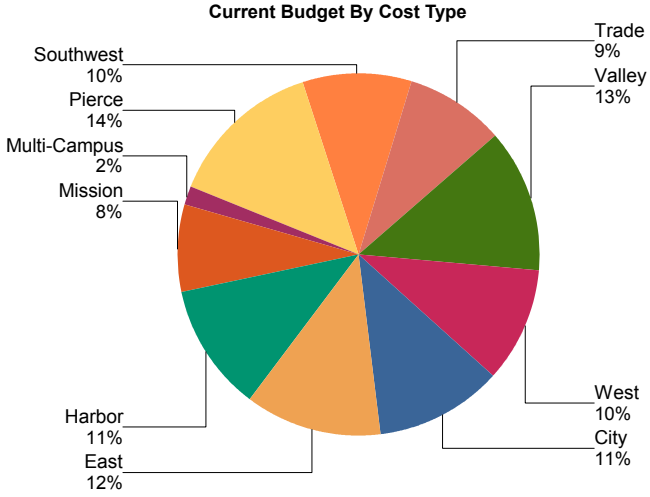


**Funding Source(s)**

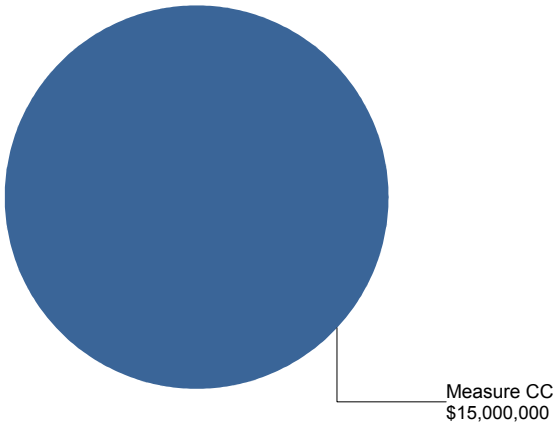

# Districtwide Initiatives
## Sub-Project/Building Level Detail

### 40J-J13 - Districtwide Physical Security

**SUB-PROJECT PROFILE** *OVERALL STATUS:*

DESCRIPTION:

| DESIGN START | NTP CONSTRUCTION | SUBSTANTIAL COMPLETION | ACADEMIC OCCUPANCY |
|---|---|---|---|

**PROJECT COST BREAKDOWN**

| Cost Type "Bucket" | [a] Current Budget | [b] Contracted | [c] Expended | [d] Estimate at Completion | [e]=[a]-[d] Budget Variance |
|---|---|---|---|---|---|
| Districtwide Physical Security - City | $2,010,077 | $43,435 | $33,258 | $2,010,511 | $(434) |
| Districtwide Physical Security - District | $330,000 | $0 | $0 | $326,968 | $3,032 |
| Districtwide Physical Security - East | $2,124,456 | $55,107 | $40,340 | $2,124,953 | $(497) |
| Districtwide Physical Security - Harbor | $1,387,409 | $33,987 | $23,590 | $1,387,708 | $(299) |
| Districtwide Physical Security - Mission | $1,740,700 | $60,320 | $21,970 | $1,741,009 | $(310) |
| Districtwide Physical Security - Multi-Campus | $5,135,000 | $0 | $0 | $5,131,487 | $3,513 |
| Districtwide Physical Security - Northeast | $2,930,000 | $1,819 | $0 | $2,930,000 | $0 |
| Districtwide Physical Security - Pierce | $1,146,772 | $47,968 | $36,949 | $1,147,264 | $(491) |
| Districtwide Physical Security - Southgate | $80,000 | $3,032 | $0 | $83,032 | $(3,032) |
| Districtwide Physical Security - Southwest | $1,024,552 | $22,609 | $14,256 | $1,024,862 | $(310) |
| Districtwide Physical Security - Trade | $3,259,307 | $35,040 | $24,947 | $3,259,747 | $(439) |
| Districtwide Physical Security - Valley | $2,302,002 | $72,246 | $34,461 | $2,302,426 | $(424) |
| Districtwide Physical Security - West | $1,697,555 | $28,756 | $20,803 | $1,697,864 | $(308) |
| Total Budget | $25,167,830 | $404,319 | $250,573 | $25,167,830 | $0 |

**Current Budget By Cost Type**

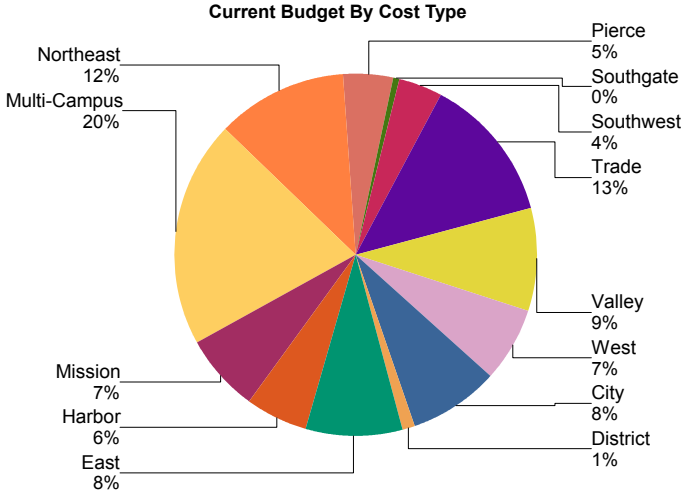


**Funding Source(s)**

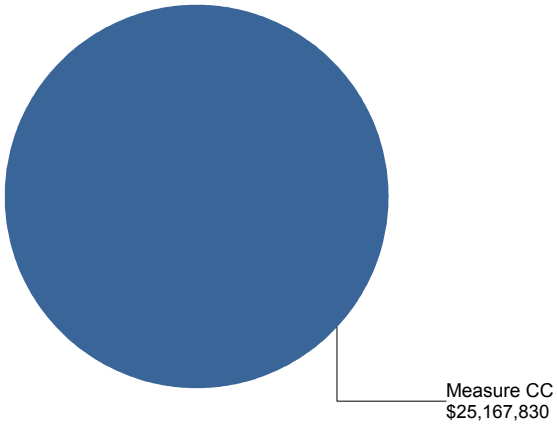

# Districtwide Initiatives
Exhibit A

## Exhibit A
## Districtwide Initiatives
## Budget Transfer Log

# Districtwide Initiatives
## Sub-Project/Building Level Budget Transfer Log

| Proj Ref | Project/Building Name | Established Budget | Current Budget | Variance | Approved Date |
|---|---|---|---|---|---|
| 40J-101.01 | ** Not used ** - City | $0 | $0 | | 01/31/2017 |
| 40J-101.02 | M & DR - City | $1,012,627 | $1,012,627 | | 01/31/2017 |
| | | | $741,850 | $(270,776) | 08/13/2014 |
| 40J-101.03 | City - Demand Side Management (DSM) | $4,475,753 | $4,475,753 | | 01/31/2017 |
| | | | $4,481,704 | $5,951 | 05/25/2016 |
| | | | $4,481,704 | $0 | 01/25/2017 |
| 40J-101.04 | Chilled Water Storage | $2,690,499 | $2,690,499 | | 01/31/2017 |
| | | | $2,690,499 | $0 | 01/25/2017 |
| 40J-102.00 | Transportation and Accessibility Improvements - City | $1,513,686 | $1,513,686 | | 01/31/2017 |
| | | | $1,704,761 | $191,075 | 10/28/2014 |
| | | | $1,686,630 | $(18,131) | 06/30/2015 |
| 40J-102.01 | City - Trans and Accessibility Improvements | $2,891,610 | $2,891,610 | | 01/31/2017 |
| 40J-105.00 | Technology - City | $1,092,004 | $1,092,004 | | 01/31/2017 |
| | | | $1,000,611 | $(91,393) | 09/05/2014 |
| | | | $1,061,661 | $61,050 | 05/25/2016 |
| 40J-105.21 | Virtualization and Data Storage - LACC | $0 | $0 | | 01/31/2017 |
| | | | $542,119 | $542,119 | 01/17/2017 |
| 40J-105.32 | IT Program Management - City | $2,980 | $2,980 | | 01/31/2017 |
| | | | $344,415 | $341,434 | 05/25/2016 |
| | | | $444,415 | $100,000 | 06/10/2016 |
| | | | $823,271 | $378,856 | 08/22/2017 |
| 40J-105.40 | Core Network Deployment - LACC | $561,700 | $561,700 | | 01/31/2017 |
| | | | $2,102,801 | $1,541,101 | 08/22/2017 |
| 40J-105.41 | Audio Visual Classroom Deployment - LACC | $0 | $0 | | 01/31/2017 |
| | | | $794,138 | $794,137 | 08/22/2017 |
| 40J-105.42 | Physical Security Systems Deployment - LACC | $300,000 | $300,000 | | 01/31/2017 |

Budget transfers performed to reflect campus project re-prioritization of the strategic execution plan.

# Districtwide Initiatives
## Sub-Project/Building Level Budget Transfer Log

| Proj Ref | Project/Building Name | Established Budget | Current Budget | Variance | Approved Date |
|---|---|---|---|---|---|
| | | | $1,355,427 | $1,055,427 | 08/22/2017 |
| 40J-106.00 | Anti-Graffiti Program - City | $72,173 | $72,173 | | 01/31/2017 |
| 40J-107.00 | Warranty Program - City | $659,519 | $659,519 | | 01/31/2017 |
| | | | $370,284 | $(289,235) | 05/17/2015 |
| 40J-108.00 | Whole Building Commissioning - City | $1,454,359 | $1,454,359 | | 01/31/2017 |
| | | | $2,289,246 | $834,886 | 05/17/2015 |
| 40J-109.00 | Storm Water Implementation - City | $672,761 | $672,761 | | 01/31/2017 |
| | | | $719,187 | $46,426 | 08/28/2018 |
| 40J-109.01 | City - Storm water Quad & CDC & Biofiltration | $2,900,000 | $2,900,000 | | 01/31/2017 |
| 40J-112.00 | Energy Efficiency / Utility Infrastructure - City | $1,700,752 | $1,700,752 | | 01/31/2017 |
| 40J-113.00 | Districtwide Physical Security - City | $0 | $0 | | 01/31/2017 |
| 40J-113.01 | Door Locks and Access Control - City | $1,785,077 | $1,785,077 | | 01/31/2017 |
| 40J-113.03 | Overhead Paging and Mass Notification - City | $225,000 | $225,000 | | 01/31/2017 |
| 40J-201.01 | ** Not used ** - East | $0 | $0 | | 01/31/2017 |
| 40J-201.02 | M & DR - East | $1,206,626 | $1,206,626 | | 01/31/2017 |
| | | | $794,954 | $(411,671) | 08/13/2014 |
| 40J-201.03 | East - Original Northwest Parking PV / Carport Structure | $3,451,708 | $3,451,708 | | 01/31/2017 |
| 40J-201.04 | East - Thin Film for A-1 Child Development Center | $403,785 | $403,785 | | 01/31/2017 |
| | | | $457,712 | $53,927 | 07/31/2017 |
| 40J-201.05 | East - Thin Film for C-1 Men's Gym | $694,071 | $694,071 | | 01/31/2017 |
| | | | $787,156 | $93,084 | 07/31/2017 |

Budget transfers performed to reflect campus project re-prioritization of the strategic execution plan.

# Districtwide Initiatives
## Sub-Project/Building Level Budget Transfer Log

| Proj Ref | Project/Building Name | Established Budget | Current Budget | Variance | Approved Date |
|---|---|---|---|---|---|
| 40J-201.06 | East - Thin Film for E-9 Women's Gym | $662,342 | $662,342 | | 01/31/2017 |
| | | | $751,270 | $88,928 | 07/31/2017 |
| 40J-201.07 | East - Thin Film for G-3 Auditorium | $629,894 | $629,894 | | 01/31/2017 |
| | | | $714,334 | $84,440 | 07/31/2017 |
| 40J-201.08 | East - Thin Film for H-9 Plant Facilities | $354,993 | $354,993 | | 01/31/2017 |
| | | | $402,266 | $47,272 | 07/31/2017 |
| 40J-201.09 | East - Thin Film for P-1 Auto Shop | $403,547 | $403,547 | | 01/31/2017 |
| | | | $457,626 | $54,078 | 07/31/2017 |
| 40J-201.10 | East - Additional Northwest Parking PV / Carport Structure | $2,873,179 | $2,873,179 | | 01/31/2017 |
| | | | $2,982,650 | $109,471 | 09/14/2016 |
| | | | $3,199,279 | $216,628 | 07/31/2017 |
| 40J-202.00 | Transportation and Accessibility Improvements - East | $2,155,296 | $2,155,296 | | 01/31/2017 |
| | | | $2,201,979 | $46,683 | 09/12/2014 |
| | | | $2,213,023 | $11,043 | 10/03/2014 |
| | | | $2,632,541 | $419,518 | 10/28/2014 |
| | | | $2,609,235 | $(23,306) | 06/30/2015 |
| 40J-202.01 | East - Trans and Accessibility Improvements- Phase 1 Exterior | $6,947,916 | $6,947,916 | | 01/31/2017 |
| | | | $5,895,717 | $(1,052,199) | 11/25/2014 |
| | | | $6,443,613 | $547,896 | 01/26/2017 |
| | | | $5,976,031 | $(467,582) | 07/06/2018 |
| 40J-202.02 | East - Trans and Accessibility Improvements-Phase 2 Interior | $5,503,151 | $5,503,151 | | 01/31/2017 |
| | | | $6,555,350 | $1,052,199 | 11/25/2014 |
| | | | $7,055,350 | $500,000 | 01/26/2017 |
| | | | $7,522,932 | $467,582 | 07/06/2018 |
| 40J-202.03 | East - Trans and Accessibility Improvements - B5 Stadium | $7,480,450 | $7,480,450 | | 01/31/2017 |
| 40J-202.04 | East - Trans and Accessibility Improvements - Theater | $18,284,526 | $18,284,526 | | 01/31/2017 |

Budget transfers performed to reflect campus project re-prioritization of the strategic execution plan.

# Districtwide Initiatives
## Sub-Project/Building Level Budget Transfer Log

| Proj Ref | Project/Building Name | Established Budget | Current Budget | Variance | Approved Date |
|---|---|---|---|---|---|
| 40J-202.05 | East - Trans and Accessibility Improvements - C1 Men's Gymnas | $564,671 | $564,671 | | 01/31/2017 |
| 40J-202.06 | East - Trans and Accessibility Improvements - E9 Women's Gym | $670,725 | $670,725 | | 01/31/2017 |
| 40J-205.00 | Technology - East | $1,049,276 | $1,049,276 | | 01/31/2017 |
| | | | $1,279,276 | $230,000 | 08/08/2012 |
| | | | $1,049,276 | $(230,000) | 09/26/2012 |
| | | | $1,034,608 | $(14,667) | 05/25/2016 |
| 40J-205.21 | Virtualization and Data Storage - ELAC | $0 | $0 | | 01/31/2017 |
| | | | $866,644 | $866,643 | 01/17/2017 |
| 40J-205.32 | IT Program Management - East | $3,313 | $3,313 | | 01/31/2017 |
| | | | $406,133 | $402,819 | 05/25/2016 |
| | | | $506,133 | $100,000 | 06/10/2016 |
| | | | $971,731 | $465,597 | 08/22/2017 |
| 40J-205.40 | Core Network Deployment - ELAC | $568,600 | $568,600 | | 01/31/2017 |
| | | | $2,199,275 | $1,630,675 | 08/22/2017 |
| 40J-205.41 | Audio Visual Classroom Deployment - ELAC | $0 | $0 | | 01/31/2017 |
| | | | $555,019 | $555,019 | 08/22/2017 |
| 40J-205.42 | Physical Security Systems Deployment - ELAC | $500,000 | $500,000 | | 01/31/2017 |
| | | | $1,714,256 | $1,214,256 | 08/22/2017 |
| 40J-206.00 | Anti-Graffiti Program - East | $212,723 | $212,723 | | 01/31/2017 |
| 40J-207.00 | Warranty Program - East | $735,956 | $735,956 | | 01/31/2017 |
| | | | $411,636 | $(324,319) | 05/17/2015 |
| 40J-208.00 | Whole Building Commissioning - East | $1,616,722 | $1,616,722 | | 01/31/2017 |
| | | | $2,544,976 | $928,253 | 05/17/2015 |
| 40J-209.00 | Storm Water Implementation - East | $743,751 | $743,751 | | 01/31/2017 |
| 40J-209.01 | East Stormwater-West & Central section of Campus | $2,719,163 | $2,719,163 | | 01/31/2017 |

Budget transfers performed to reflect campus project re-prioritization of the strategic execution plan.

# Districtwide Initiatives
## Sub-Project/Building Level Budget Transfer Log

| Proj Ref | Project/Building Name | Established Budget | Current Budget | Variance | Approved Date |
|---|---|---|---|---|---|
| 40J-212.00 | Energy Efficiency / Utility Infrastructure - East | $1,840,572 | $1,840,572 | | 01/31/2017 |
| 40J-213.00 | Districtwide Physical Security - East | $0 | $0 | | 01/31/2017 |
| 40J-213.01 | Door Locks and Access Control - East | $1,899,456 | $1,899,456 | | 01/31/2017 |
| 40J-213.03 | Overhead Paging and Mass Notification - East | $225,000 | $225,000 | | 01/31/2017 |
| 40J-301.02 | M & DR - Harbor | $1,272,079 | $1,272,079 | | 01/31/2017 |
| | | | $815,313 | $(456,766) | 08/13/2014 |
| 40J-301.03 | Harbor - Parking Lot 6 / Carport Structure | $19,179,790 | $19,179,790 | | 01/31/2017 |
| | | | $20,558,438 | $1,378,648 | 07/31/2017 |
| | | | $20,552,621 | $(5,817) | 05/07/2018 |
| 40J-301.04 | Harbor - Parking Lot 7 / Carport Structure | $815,370 | $815,370 | | 01/31/2017 |
| | | | $820,594 | $5,224 | 07/31/2017 |
| | | | $820,977 | $382 | 05/07/2018 |
| 40J-301.05 | Harbor - Parking Lot 8 / Carport Structure | $10,900,258 | $10,900,258 | | 01/31/2017 |
| | | | $10,951,521 | $51,262 | 08/01/2016 |
| | | | $11,608,203 | $656,681 | 07/31/2017 |
| | | | $11,613,638 | $5,435 | 05/07/2018 |
| 40J-302.00 | Transportation and Accessibility Improvements - Harbor | $1,886,584 | $1,886,584 | | 01/31/2017 |
| | | | $1,947,908 | $61,324 | 09/12/2014 |
| | | | $1,959,753 | $11,845 | 10/03/2014 |
| | | | $2,400,056 | $440,302 | 10/28/2014 |
| | | | $2,413,477 | $13,421 | 06/30/2015 |
| 40J-302.01 | Harbor - Trans and Accessibility Improvements | $2,315,693 | $2,315,693 | | 01/31/2017 |
| 40J-305.00 | Technology - Harbor | $673,919 | $673,919 | | 01/31/2017 |
| | | | $603,289 | $(70,629) | 09/05/2014 |
| | | | $639,501 | $36,212 | 05/25/2016 |

Budget transfers performed to reflect campus project re-prioritization of the strategic execution plan.

# Districtwide Initiatives
## Sub-Project/Building Level Budget Transfer Log

| Proj Ref | Project/Building Name | Established Budget | Current Budget | Variance | Approved Date |
|---|---|---|---|---|---|
| 40J-305.21 | Virtualization and Data Storage - LAHC | $0 | $0 | | 01/31/2017 |
| | | | $510,141 | $510,141 | 01/17/2017 |
| 40J-305.32 | IT Program Management - Harbor | $2,159 | $2,159 | | 01/31/2017 |
| | | | $259,460 | $257,300 | 05/25/2016 |
| | | | $359,460 | $100,000 | 06/10/2016 |
| | | | $637,928 | $278,468 | 08/22/2017 |
| 40J-305.40 | Core Network Deployment - LAHC | $544,700 | $544,700 | | 01/31/2017 |
| | | | $2,330,105 | $1,785,405 | 08/22/2017 |
| 40J-305.41 | Audio Visual Classroom Deployment - LAHC | $0 | $0 | | 01/31/2017 |
| | | | $384,750 | $384,750 | 08/22/2017 |
| 40J-305.42 | Physical Security Systems Deployment - LAHC | $200,000 | $200,000 | | 01/31/2017 |
| | | | $459,465 | $259,465 | 08/22/2017 |
| 40J-306.00 | Anti-Graffiti Program - Harbor | $191,379 | $191,379 | | 01/31/2017 |
| 40J-307.00 | Warranty Program - Harbor | $477,432 | $477,432 | | 01/31/2017 |
| | | | $268,172 | $(209,259) | 05/17/2015 |
| 40J-308.00 | Whole Building Commissioning - Harbor | $1,053,127 | $1,053,127 | | 01/31/2017 |
| | | | $1,657,980 | $604,853 | 05/17/2015 |
| 40J-309.00 | Storm Water Implementation -Harbor | $592,293 | $592,293 | | 01/31/2017 |
| 40J-309.01 | Storm Water Student Services & Science Lateral -Harbor | $35,000 | $35,000 | | 01/31/2017 |
| | | | $1,377 | $(33,623) | 08/16/2018 |
| 40J-309.02 | Harbor Stormwater-Location #1 City Outfall | $210,600 | $210,600 | | 01/31/2017 |
| | | | $7,748 | $(202,852) | 08/16/2018 |
| 40J-309.03 | Harbor Stormwater Location #2 Basin Bioretention | $418,236 | $418,236 | | 01/31/2017 |
| | | | $410,744 | $(7,492) | 02/26/2018 |
| | | | $376,898 | $(33,846) | 08/16/2018 |

Budget transfers performed to reflect campus project re-prioritization of the strategic execution plan.

# Districtwide Initiatives
## Sub-Project/Building Level Budget Transfer Log

| Proj Ref | Project/Building Name | Established Budget | Current Budget | Variance | Approved Date |
|---|---|---|---|---|---|
| 40J-309.04 | Harbor Stormwater -Pre-Treatment | $494,655 | $494,655 | | 01/31/2017 |
| | | | $633,634 | $138,978 | 08/16/2018 |
| 40J-309.05 | Harbor Stormwater - Location #3 Area C Bio-Filtration Planters | $373,851 | $373,851 | | 01/31/2017 |
| | | | $847,657 | $473,806 | 11/11/2016 |
| | | | $855,149 | $7,492 | 02/26/2018 |
| | | | $986,492 | $131,343 | 08/16/2018 |
| 40J-312.00 | Energy Efficiency / Utility Infrastructure - Harbor | $1,704,142 | $1,704,142 | | 01/31/2017 |
| 40J-313.00 | Districtwide Physical Security - Harbor | $0 | $0 | | 01/31/2017 |
| 40J-313.01 | Door Locks and Access Control - Harbor | $1,162,409 | $1,162,409 | | 01/31/2017 |
| 40J-313.03 | Overhead Paging and Mass Notification - Harbor | $225,000 | $225,000 | | 01/31/2017 |
| 40J-401.02 | M & DR - Mission | $1,041,090 | $1,041,090 | | 01/31/2017 |
| | | | $589,476 | $(451,614) | 08/13/2014 |
| 40J-401.03 | Renewable Energy - Mission | $3,898,470 | $3,898,470 | | 01/31/2017 |
| | | | $798,220 | $(3,100,249) | 10/20/2015 |
| 40J-401.04 | Renewable Energy - Mission Energy Infrastructure Improvement | $0 | $0 | | 01/31/2017 |
| | | | $3,100,250 | $3,100,249 | 10/20/2015 |
| | | | $0 | $(3,100,249) | 10/18/2018 |
| 40J-402.00 | Transportation and Accessibility Improvements - Mission | $1,270,153 | $1,270,153 | | 01/31/2017 |
| | | | $1,299,226 | $29,073 | 06/30/2015 |
| 40J-402.01 | Mission - Trans and Accessibility Parking & RWGPL | $1,442,605 | $1,442,605 | | 01/31/2017 |
| 40J-402.02 | Mission - Transportation and Accessibility Improvements - Parkir | $578,673 | $578,673 | | 01/31/2017 |
| 40J-402.03 | Mission - Transportation and Accessibility Improvements - IA Bui | $1,707,891 | $1,707,891 | | 01/31/2017 |
| 40J-402.04 | Mission - Transportation and Accessibility Improvements - Culina | $240,437 | $240,437 | | 01/31/2017 |

Budget transfers performed to reflect campus project re-prioritization of the strategic execution plan.

# Districtwide Initiatives
## Sub-Project/Building Level Budget Transfer Log

| Proj Ref | Project/Building Name | Established Budget | Current Budget | Variance | Approved Date |
|---|---|---|---|---|---|
| 40J-402.05 | Mission - Transportation and Accessibility Improvements - Child | $669,619 | $669,619 | | 01/31/2017 |
| 40J-402.06 | Mission - Transportation and Accessibility Improvements - Camp | $363,504 | $363,504 | | 01/31/2017 |
| 40J-402.07 | Mission - Transportation and Accessibility Improvements - Cente | $878,615 | $878,615 | | 01/31/2017 |
| 40J-402.08 | Mission - Transportation and Accessibility Improvements - Health | $519,102 | $519,102 | | 01/31/2017 |
| 40J-405.00 | Technology - Mission | $856,785 | $856,785 | | 01/31/2017 |
| | | | $968,785 | $112,000 | 07/14/2014 |
| | | | $913,951 | $(54,834) | 05/25/2016 |
| 40J-405.21 | Virtualization and Data Storage - LAMC | $0 | $0 | | 01/31/2017 |
| | | | $331,155 | $331,155 | 01/17/2017 |
| 40J-405.32 | IT Program Management - Mission | $2,128 | $2,128 | | 01/31/2017 |
| | | | $253,634 | $251,506 | 05/25/2016 |
| | | | $353,634 | $100,000 | 06/10/2016 |
| | | | $597,348 | $243,713 | 08/22/2017 |
| 40J-405.40 | Core Network Deployment - LAMC | $544,050 | $544,050 | | 01/31/2017 |
| | | | $1,730,138 | $1,186,088 | 08/22/2017 |
| 40J-405.41 | Audio Visual Classroom Deployment - LAMC | $0 | $0 | | 01/31/2017 |
| | | | $52,500 | $52,500 | 08/22/2017 |
| 40J-405.42 | Physical Security Systems Deployment - LAMC | $175,000 | $175,000 | | 01/31/2017 |
| | | | $385,791 | $210,791 | 08/22/2017 |
| 40J-406.00 | Anti-Graffiti Program - Mission | $51,508 | $51,508 | | 01/31/2017 |
| 40J-407.00 | Warranty Program - Mission | $470,606 | $470,606 | | 01/31/2017 |
| | | | $264,303 | $(206,302) | 05/17/2015 |
| 40J-408.00 | Whole Building Commissioning - Mission | $1,538,936 | $1,538,936 | | 01/31/2017 |

Budget transfers performed to reflect campus project re-prioritization of the strategic execution plan.

# Districtwide Initiatives
## Sub-Project/Building Level Budget Transfer Log

| Proj Ref | Project/Building Name | Established Budget | Current Budget | Variance | Approved Date |
|---|---|---|---|---|---|
| | | | $2,134,994 | $596,057 | 05/17/2015 |
| 40J-409.00 | Storm Water Implementation - Mission | $1,318,591 | $1,318,591 | | 01/31/2017 |
| | | | $609,040 | $(709,550) | 11/23/2015 |
| | | | $(100,510) | $(709,550) | 05/27/2016 |
| | | | $609,039 | $709,549 | 06/22/2016 |
| 40J-409.01 | East Campus Storm Water Mitigation | $634,095 | $634,095 | | 01/31/2017 |
| | | | $38,046 | $(596,049) | 11/23/2015 |
| | | | $0 | $(38,045) | 09/14/2016 |
| 40J-409.02 | Zone 4 Storm Chamber Retention System | $244,046 | $244,046 | | 01/31/2017 |
| | | | $1,614,937 | $1,370,891 | 11/23/2015 |
| | | | $863,462 | $(751,474) | 09/28/2018 |
| 40J-409.03 | Zone 5 Swale with Gravel Detention Basin | $165,000 | $165,000 | | 01/31/2017 |
| | | | $9,900 | $(155,100) | 11/23/2015 |
| | | | $(145,200) | $(155,100) | 05/27/2016 |
| | | | $9,900 | $155,100 | 06/22/2016 |
| | | | $790 | $(9,110) | 09/14/2016 |
| 40J-412.00 | Energy Efficiency / Utility Infrastructure - Mission | $1,151,186 | $1,151,186 | | 01/31/2017 |
| 40J-413.00 | Districtwide Physical Security - Mission | $0 | $0 | | 01/31/2017 |
| 40J-413.01 | Door Locks and Access Control - Mission | $1,515,700 | $1,515,700 | | 01/31/2017 |
| 40J-413.03 | Overhead Paging and Mass Notification - Mission | $225,000 | $225,000 | | 01/31/2017 |
| 40J-501.02 | M & DR - Pierce | $1,206,395 | $1,206,395 | | 01/31/2017 |
| | | | $1,022,027 | $(184,367) | 08/13/2014 |
| 40J-501.03 | Pierce - Parking Lot 4 PV / Carport Structure | $5,957,406 | $5,957,406 | | 01/31/2017 |
| | | | $6,290,267 | $332,861 | 07/31/2017 |
| 40J-501.04 | Pierce - Parking Lot 6 PV / Carport Structure | $4,443,111 | $4,443,111 | | 01/31/2017 |
| | | | $4,692,179 | $249,067 | 06/29/2016 |

Budget transfers performed to reflect campus project re-prioritization of the strategic execution plan.

# Districtwide Initiatives
## Sub-Project/Building Level Budget Transfer Log

| Proj Ref | Project/Building Name | Established Budget | Current Budget | Variance | Approved Date |
|---|---|---|---|---|---|
| 40J-501.05 | Pierce - Near Net Zero Central Plant at M&O | $8,275,841 | $8,275,841 | | 01/31/2017 |
| 40J-501.06 | Pierce - Parking Lot 1 PV / Carport Structure | $219,704 | $219,704 | | 01/31/2017 |
| | | | $315,238 | $95,533 | 06/29/2016 |
| | | | $347,082 | $31,844 | 08/01/2016 |
| 40J-501.07 | Pierce - Parking Lot 8 PV / Carport Structure | $278,327 | $278,327 | | 01/31/2017 |
| | | | $526,067 | $247,739 | 06/29/2016 |
| | | | $608,646 | $82,579 | 08/01/2016 |
| 40J-502.00 | Transportation and Accessibility Improvements - Pierce | $1,699,079 | $1,699,079 | | 01/31/2017 |
| | | | $1,686,130 | $(12,948) | 06/30/2015 |
| 40J-502.01 | Pierce - Trans and Accessibility Improvements | $4,960,300 | $4,960,300 | | 01/31/2017 |
| 40J-505.00 | Technology - Pierce | $585,504 | $585,504 | | 01/31/2017 |
| | | | $586,140 | $635 | 08/28/2014 |
| | | | $632,984 | $46,843 | 05/25/2016 |
| 40J-505.21 | Virtualization and Data Storage - LAPC | $0 | $0 | | 01/31/2017 |
| | | | $353,632 | $353,632 | 01/17/2017 |
| 40J-505.32 | IT Program Management - Pierce | $3,379 | $3,379 | | 01/31/2017 |
| | | | $322,216 | $318,837 | 05/25/2016 |
| | | | $422,216 | $100,000 | 06/10/2016 |
| | | | $879,395 | $457,179 | 08/22/2017 |
| 40J-505.33 | Physical Security and Hardware - Pierce | $0 | $0 | | 01/31/2017 |
| | | | $3,000,000 | $3,000,000 | 10/21/2015 |
| 40J-505.40 | Core Network Deployment - LAPC | $569,950 | $569,950 | | 01/31/2017 |
| | | | $2,665,038 | $2,095,088 | 08/22/2017 |
| 40J-505.41 | Audio Visual Classroom Deployment - LAPC | $0 | $0 | | 01/31/2017 |
| | | | $422,869 | $422,868 | 08/22/2017 |

Budget transfers performed to reflect campus project re-prioritization of the strategic execution plan.

# Districtwide Initiatives
## Sub-Project/Building Level Budget Transfer Log

| Proj Ref | Project/Building Name | Established Budget | Current Budget | Variance | Approved Date |
|---|---|---|---|---|---|
| 40J-505.42 | Physical Security Systems Deployment - LAPC | $275,000 | $275,000 | | 01/31/2017 |
| | | | $590,760 | $315,760 | 08/22/2017 |
| 40J-506.00 | Anti-Graffiti Program - Pierce | $107,258 | $107,258 | | 01/31/2017 |
| 40J-507.00 | Warranty Program - Pierce | $747,746 | $747,746 | | 01/31/2017 |
| | | | $419,824 | $(327,921) | 05/17/2015 |
| 40J-508.00 | Whole Building Commissioning - Pierce | $1,649,047 | $1,649,047 | | 01/31/2017 |
| | | | $2,595,568 | $946,520 | 05/17/2015 |
| 40J-509.00 | Storm Water Implementation - Pierce | $759,804 | $759,804 | | 01/31/2017 |
| 40J-509.01 | Pierce Storm water | $3,413,997 | $3,413,997 | | 01/31/2017 |
| 40J-512.00 | Energy Efficiency / Utility Infrastructure - Pierce | $2,111,393 | $2,111,393 | | 01/31/2017 |
| 40J-513.00 | Districtwide Physical Security - Pierce | $0 | $0 | | 01/31/2017 |
| 40J-513.01 | Door Locks and Access Control - Pierce | $921,772 | $921,772 | | 01/31/2017 |
| 40J-513.03 | Overhead Paging and Mass Notification - Pierce | $225,000 | $225,000 | | 01/31/2017 |
| 40J-601.01 | ** Not used ** - Southwest | $0 | $0 | | 01/31/2017 |
| 40J-601.02 | M & DR - Southwest | $1,115,531 | $1,115,531 | | 01/31/2017 |
| | | | $764,867 | $(350,664) | 08/13/2014 |
| 40J-601.03 | Southwest - Parking Lot 1 / Carport Structure | $5,300,683 | $5,300,683 | | 01/31/2017 |
| | | | $5,899,987 | $599,303 | 07/31/2017 |
| 40J-601.04 | Southwest - Parking Lot 1 / Infrastructure | $484,526 | $484,526 | | 01/31/2017 |
| 40J-601.05 | Southwest - Parking Lot 3 / Infrastructure | $2,391,933 | $2,391,933 | | 01/31/2017 |
| | | | $2,636,497 | $244,563 | 06/29/2016 |

Budget transfers performed to reflect campus project re-prioritization of the strategic execution plan.

# Districtwide Initiatives
## Sub-Project/Building Level Budget Transfer Log

| Proj Ref | Project/Building Name | Established Budget | Current Budget | Variance | Approved Date |
|---|---|---|---|---|---|
| | | | $2,713,671 | $77,174 | 08/01/2016 |
| 40J-602.00 | Transportation and Accessibility Improvements - Southwest | $1,479,178 | $1,479,178 | | 01/31/2017 |
| | | | $1,497,419 | $18,240 | 09/12/2014 |
| | | | $1,638,747 | $141,328 | 10/28/2014 |
| | | | $1,640,753 | $2,005 | 06/30/2015 |
| 40J-602.01 | Southwest - Trans and Accessibility Improvements | $934,678 | $934,678 | | 01/31/2017 |
| 40J-602.02 | Southwest TAI - Campus Sidewalks | $688,755 | $688,755 | | 01/31/2017 |
| 40J-605.00 | Technology - Southwest | $628,921 | $628,921 | | 01/31/2017 |
| | | | $629,323 | $401 | 08/28/2014 |
| | | | $665,645 | $36,322 | 05/25/2016 |
| 40J-605.21 | Virtualization and Data Storage - LASC | $0 | $0 | | 01/31/2017 |
| | | | $475,264 | $475,264 | 01/17/2017 |
| 40J-605.32 | IT Program Management - Southwest | $2,132 | $2,132 | | 01/31/2017 |
| | | | $245,022 | $242,889 | 05/25/2016 |
| | | | $345,022 | $100,000 | 06/10/2016 |
| | | | $599,665 | $254,643 | 08/22/2017 |
| 40J-605.33 | Physical Security and Hardware - Southwest | $0 | $0 | | 01/31/2017 |
| | | | $126,222 | $126,222 | 02/26/2016 |
| 40J-605.40 | Core Network Deployment - LASC | $544,150 | $544,150 | | 01/31/2017 |
| | | | $2,094,380 | $1,550,230 | 08/22/2017 |
| 40J-605.41 | Audio Visual Classroom Deployment - LASC | $0 | $0 | | 01/31/2017 |
| | | | $213,750 | $213,750 | 08/22/2017 |
| 40J-605.42 | Physical Security Systems Deployment - LASC | $175,000 | $175,000 | | 01/31/2017 |
| | | | $450,639 | $275,639 | 08/22/2017 |
| 40J-606.00 | Anti-Graffiti Program - Southwest | $134,406 | $134,406 | | 01/31/2017 |

Budget transfers performed to reflect campus project re-prioritization of the strategic execution plan.

# Districtwide Initiatives
## Sub-Project/Building Level Budget Transfer Log

| Proj Ref | Project/Building Name | Established Budget | Current Budget | Variance | Approved Date |
|---|---|---|---|---|---|
| 40J-607.00 | Warranty Program - Southwest | $471,743 | $471,743 | | 01/31/2017 |
| | | | $264,920 | $(206,822) | 05/17/2015 |
| 40J-608.00 | Whole Building Commissioning - Southwest | $1,040,458 | $1,040,458 | | 01/31/2017 |
| | | | $1,637,869 | $597,410 | 05/17/2015 |
| 40J-609.00 | Storm Water Implementation - Southwest | $686,332 | $686,332 | | 01/31/2017 |
| | | | $636,101 | $(50,230) | 09/14/2016 |
| 40J-609.01 | Storm Water Campus Wide Collection System-Southwest | $1,016,570 | $1,016,570 | | 01/31/2017 |
| | | | $1,007,624 | $(8,945) | 08/01/2016 |
| 40J-609.02 | Storm Water Pony Wall - Southwest | $500,000 | $500,000 | | 01/31/2017 |
| | | | $419,654 | $(80,345) | 09/14/2016 |
| | | | $417,435 | $(2,219) | 01/26/2017 |
| 40J-612.00 | Energy Efficiency / Utility Infrastructure - Southwest | $1,431,035 | $1,431,035 | | 01/31/2017 |
| 40J-613.00 | Districtwide Physical Security - Southwest | $0 | $0 | | 01/31/2017 |
| 40J-613.01 | Door Locks and Access Control - Southwest | $799,552 | $799,552 | | 01/31/2017 |
| 40J-613.03 | Overhead Paging and Mass Notification - Southwest | $225,000 | $225,000 | | 01/31/2017 |
| 40J-701.02 | M & DR - Trade | $738,944 | $738,944 | | 01/31/2017 |
| | | | $688,647 | $(50,297) | 08/13/2014 |
| 40J-701.03 | Trade - Building "F" PV | $7,106,620 | $7,106,620 | | 01/31/2017 |
| | | | $1,507,652 | $(5,598,968) | 06/06/2016 |
| | | | $(4,091,316) | $(5,598,968) | 06/17/2016 |
| | | | $1,507,652 | $5,598,968 | 09/14/2016 |
| 40J-701.04 | Trade - Demand Side Management (DSM) | $1,175,316 | $1,175,316 | | 01/31/2017 |
| 40J-701.05 | Trade- East Parking Structure Addittional PV | $1,040,390 | $1,040,390 | | 01/31/2017 |
| | | | $1,041,515 | $1,125 | 08/01/2016 |

Budget transfers performed to reflect campus project re-prioritization of the strategic execution plan.

# Districtwide Initiatives
## Sub-Project/Building Level Budget Transfer Log

| Proj Ref | Project/Building Name | Established Budget | Current Budget | Variance | Approved Date |
|---|---|---|---|---|---|
| 40J-701.06 | Culinary Building Solar PV | $2,806,022 | $2,806,022 | | 01/31/2017 |
| 40J-701.07 | Campus Wide Energy Management Infrastructure and System I | $0 | $0 | | 01/31/2017 |
| | | | $5,598,968 | $5,598,968 | 06/06/2016 |
| | | | $11,197,936 | $5,598,968 | 06/17/2016 |
| | | | $5,598,968 | $(5,598,968) | 09/14/2016 |
| 40J-702.00 | Transportation and Accessibility Improvements - Trade | $1,723,969 | $1,723,969 | | 01/31/2017 |
| | | | $1,733,855 | $9,885 | 06/30/2015 |
| 40J-702.01 | Trade - Trans and Accessibility Improvements | $7,792,942 | $7,792,942 | | 01/31/2017 |
| | | | $7,842,942 | $50,000 | 03/26/2018 |
| 40J-705.00 | Technology - Trade | $681,636 | $681,636 | | 01/31/2017 |
| | | | $682,205 | $568 | 08/28/2014 |
| | | | $713,665 | $31,460 | 05/25/2016 |
| 40J-705.21 | Virtualization and Data Storage - LATTC | $0 | $0 | | 01/31/2017 |
| | | | $555,571 | $555,570 | 01/17/2017 |
| | | | $582,649 | $27,078 | 07/11/2018 |
| 40J-705.32 | IT Program Management - Trade | $3,021 | $3,021 | | 01/31/2017 |
| | | | $316,782 | $313,761 | 05/25/2016 |
| | | | $416,782 | $100,000 | 06/10/2016 |
| | | | $795,863 | $379,080 | 08/22/2017 |
| 40J-705.40 | Core Network Deployment - LATTC | $562,550 | $562,550 | | 01/31/2017 |
| | | | $2,247,962 | $1,685,411 | 08/22/2017 |
| 40J-705.41 | Audio Visual Classroom Deployment - LATTC | $0 | $0 | | 01/31/2017 |
| | | | $335,644 | $335,644 | 08/22/2017 |
| 40J-705.42 | Physical Security Systems Deployment - LATTC | $300,000 | $300,000 | | 01/31/2017 |
| | | | $730,405 | $430,404 | 08/22/2017 |
| 40J-706.00 | Anti-Graffiti Program - Trade | $162,046 | $162,046 | | 01/31/2017 |

Budget transfers performed to reflect campus project re-prioritization of the strategic execution plan.

# Districtwide Initiatives
## Sub-Project/Building Level Budget Transfer Log

| Proj Ref | Project/Building Name | Established Budget | Current Budget | Variance | Approved Date |
|---|---|---|---|---|---|
| 40J-707.00 | Warranty Program - Trade | $1,109,921 | $1,109,921 | | 01/31/2017 |
| | | | $375,299 | $(734,621) | 05/17/2015 |
| 40J-708.00 | Whole Building Commissioning - Trade | $1,473,984 | $1,473,984 | | 01/31/2017 |
| | | | $2,320,372 | $846,388 | 05/17/2015 |
| 40J-709.00 | Storm Water Implementation - Trade | $649,408 | $649,408 | | 01/31/2017 |
| 40J-709.01 | Storm Water-North Quad & Grand Ave | $3,185,000 | $3,185,000 | | 01/31/2017 |
| 40J-712.00 | Energy Efficiency / Utility Infrastructure - Trade | $1,356,465 | $1,356,465 | | 01/31/2017 |
| 40J-713.00 | Districtwide Physical Security - Trade | $0 | $0 | | 01/31/2017 |
| 40J-713.01 | Door Locks and Access Control - Trade | $3,034,307 | $3,034,307 | | 01/31/2017 |
| 40J-713.03 | Overhead Paging and Mass Notification - Trade | $225,000 | $225,000 | | 01/31/2017 |
| 40J-801.02 | M & DR - Valley | $1,230,479 | $1,230,479 | | 01/31/2017 |
| | | | $744,886 | $(485,592) | 08/13/2014 |
| 40J-801.03 | Valley - Parking Lot C / Carport Structure | $550,611 | $550,611 | | 01/31/2017 |
| | | | $590,132 | $39,520 | 08/01/2016 |
| | | | $0 | $(590,131) | 03/29/2018 |
| 40J-801.04 | Valley - Parking Lot D / Carport Structure | $5,374,616 | $5,374,616 | | 01/31/2017 |
| | | | $6,719,822 | $1,345,206 | 03/28/2017 |
| | | | $6,121,644 | $(598,178) | 03/29/2018 |
| 40J-801.05 | Valley - M&O Parking Lot | $1,339,581 | $1,339,581 | | 01/31/2017 |
| | | | $1,578,922 | $239,340 | 03/28/2017 |
| | | | $1,207,022 | $(371,900) | 03/29/2018 |
| 40J-802.00 | Transportation and Accessibility Improvements - Valley | $1,996,854 | $1,996,854 | | 01/31/2017 |

Budget transfers performed to reflect campus project re-prioritization of the strategic execution plan.

# Districtwide Initiatives
## Sub-Project/Building Level Budget Transfer Log

| Proj Ref | Project/Building Name | Established Budget | Current Budget | Variance | Approved Date |
|---|---|---|---|---|---|
| 40J-802.01 | Valley - Trans and Accessibility Improvements | $6,692,656 | $6,692,656 | | 01/31/2017 |
| 40J-802.02 | Valley - Campus-Wide-TAI | $1,137,302 | $1,137,302 | | 01/31/2017 |
| 40J-802.03 | Valley - Planetarium Building-TAI | $260,463 | $260,463 | | 01/31/2017 |
| 40J-802.04 | Valley - Music Building-TAI | $202,389 | $202,389 | | 01/31/2017 |
| 40J-805.00 | Technology - Valley | $666,614 | $666,614 | | 01/31/2017 |
| | | | $659,815 | $(6,799) | 09/05/2014 |
| | | | $751,899 | $92,084 | 05/25/2016 |
| 40J-805.21 | Virtualization and Data Storage - LAVC | $0 | $0 | | 01/31/2017 |
| | | | $556,628 | $556,628 | 01/17/2017 |
| 40J-805.32 | IT Program Management - Valley | $2,917 | $2,917 | | 01/31/2017 |
| | | | $349,602 | $346,684 | 05/25/2016 |
| | | | $449,602 | $100,000 | 06/10/2016 |
| | | | $839,190 | $389,587 | 08/22/2017 |
| 40J-805.40 | Core Network Deployment - LAVC | $4,310,400 | $4,310,400 | | 01/31/2017 |
| | | | $5,876,878 | $1,566,478 | 08/22/2017 |
| 40J-805.41 | Audio Visual Classroom Deployment - LAVC | $0 | $0 | | 01/31/2017 |
| | | | $802,500 | $802,500 | 08/22/2017 |
| 40J-805.42 | Physical Security Systems Deployment - LAVC | $250,000 | $250,000 | | 01/31/2017 |
| | | | $562,775 | $312,775 | 08/22/2017 |
| 40J-806.00 | Anti-Graffiti Program - Valley | $70,621 | $70,621 | | 01/31/2017 |
| 40J-807.00 | Warranty Program - Valley | $645,298 | $645,298 | | 01/31/2017 |
| | | | $362,404 | $(282,893) | 05/17/2015 |
| 40J-808.00 | Whole Building Commissioning - Valley | $1,423,263 | $1,423,263 | | 01/31/2017 |
| | | | $2,240,559 | $817,295 | 05/17/2015 |

Budget transfers performed to reflect campus project re-prioritization of the strategic execution plan.

# Districtwide Initiatives
## Sub-Project/Building Level Budget Transfer Log

| Proj Ref | Project/Building Name | Established Budget | Current Budget | Variance | Approved Date |
|---|---|---|---|---|---|
| 40J-809.00 | Storm Water Implementation - Valley | $2,686,003 | $2,686,003 | | 01/31/2017 |
| | | | $3,186,003 | $500,000 | 10/31/2016 |
| | | | $3,490,360 | $304,356 | 01/20/2017 |
| 40J-812.00 | Energy Efficiency / Utility Infrastructure - Valley | $1,895,898 | $1,895,898 | | 01/31/2017 |
| 40J-813.00 | Districtwide Physical Security - Valley | $0 | $0 | | 01/31/2017 |
| 40J-813.01 | Door Locks and Access Control - Valley | $2,077,002 | $2,077,002 | | 01/31/2017 |
| 40J-813.03 | Overhead Paging and Mass Notification - Valley | $225,000 | $225,000 | | 01/31/2017 |
| 40J-901.02 | M & DR - West | $1,106,774 | $1,106,774 | | 01/31/2017 |
| | | | $694,452 | $(412,321) | 08/13/2014 |
| 40J-901.03 | West - Parking Lot 7 PV | $4,914,552 | $4,914,552 | | 01/31/2017 |
| | | | $449,899 | $(4,464,653) | 05/13/2015 |
| 40J-901.04 | West - Energy Efficiency Project | $250,930 | $250,930 | | 01/31/2017 |
| | | | $4,715,583 | $4,464,653 | 05/13/2015 |
| | | | $6,282,688 | $1,567,104 | 04/12/2018 |
| 40J-902.00 | Transportation and Accessibility Improvements - West | $1,051,031 | $1,051,031 | | 01/31/2017 |
| | | | $1,070,455 | $19,424 | 05/23/2016 |
| 40J-902.01 | West - Trans and Accessibility Improvements | $7,134,826 | $7,134,826 | | 01/31/2017 |
| | | | $3,229,533 | $(3,905,292) | 09/12/2014 |
| | | | $1,728,513 | $(1,501,020) | 05/27/2015 |
| | | | $1,735,027 | $6,513 | 11/19/2015 |
| | | | $1,472,027 | $(263,000) | 09/20/2018 |
| 40J-902.02 | West - Trans and Accessibility Improvements - Signage | $0 | $0 | | 01/31/2017 |
| | | | $101,999 | $101,998 | 09/12/2014 |
| | | | $12,776 | $(89,222) | 05/27/2015 |
| | | | $6,263 | $(6,513) | 11/19/2015 |

Budget transfers performed to reflect campus project re-prioritization of the strategic execution plan.

# Districtwide Initiatives
## Sub-Project/Building Level Budget Transfer Log

| Proj Ref | Project/Building Name | Established Budget | Current Budget | Variance | Approved Date |
|---|---|---|---|---|---|
| 40J-902.03 | West - Trans and Accessibility Improvements - ATA-Lot 2 Bridge | $0 | $0 | | 01/31/2017 |
| | | | $1,908,117 | $1,908,116 | 09/12/2014 |
| | | | $2,189,232 | $281,115 | 05/27/2015 |
| | | | $2,452,232 | $263,000 | 09/20/2018 |
| 40J-902.04 | West - Trans and Accessibility Improvements - Lot 5 Elevator & A | $0 | $0 | | 01/31/2017 |
| | | | $1,895,178 | $1,895,177 | 09/12/2014 |
| | | | $3,204,304 | $1,309,126 | 05/27/2015 |
| 40J-905.00 | Technology - West | $953,947 | $953,947 | | 01/31/2017 |
| | | | $952,341 | $(1,606) | 08/28/2014 |
| | | | $617,046 | $(335,295) | 09/05/2014 |
| | | | $650,200 | $33,154 | 05/25/2016 |
| 40J-905.21 | Virtualization and Data Storage - WLAC | $0 | $0 | | 01/31/2017 |
| | | | $305,867 | $305,867 | 01/17/2017 |
| 40J-905.32 | IT Program Management - West | $2,120 | $2,120 | | 01/31/2017 |
| | | | $261,396 | $259,275 | 05/25/2016 |
| | | | $361,396 | $100,000 | 06/10/2016 |
| | | | $614,270 | $252,873 | 08/22/2017 |
| 40J-905.33 | Physical Security and Hardware - West | $0 | $0 | | 01/31/2017 |
| | | | $4,082,077 | $4,082,076 | 05/25/2016 |
| 40J-905.40 | Core Network Deployment - WLAC | $543,900 | $543,900 | | 01/31/2017 |
| | | | $1,675,931 | $1,132,031 | 08/22/2017 |
| 40J-905.41 | Audio Visual Classroom Deployment - WLAC | $0 | $0 | | 01/31/2017 |
| | | | $993,767 | $993,767 | 08/22/2017 |
| 40J-905.42 | Physical Security Systems Deployment - WLAC | $200,000 | $200,000 | | 01/31/2017 |
| | | | $893,161 | $693,161 | 08/22/2017 |
| 40J-906.00 | Anti-Graffiti Program - West | $80,009 | $80,009 | | 01/31/2017 |
| 40J-907.00 | Warranty Program - West | $468,899 | $468,899 | | 01/31/2017 |
| | | | $263,377 | $(205,521) | 05/17/2015 |

Budget transfers performed to reflect campus project re-prioritization of the strategic execution plan.

# Districtwide Initiatives
## Sub-Project/Building Level Budget Transfer Log

| Proj Ref | Project/Building Name | Established Budget | Current Budget | Variance | Approved Date |
|---|---|---|---|---|---|
| 40J-908.00 | Whole Building Commissioning - West | $1,034,315 | $1,034,315 | | 01/31/2017 |
| | | | $1,628,343 | $594,028 | 05/17/2015 |
| 40J-909.00 | Storm Water Implementation - West | $770,833 | $770,833 | | 01/31/2017 |
| | | | $786,400 | $15,566 | 06/13/2016 |
| | | | $804,527 | $18,126 | 06/22/2016 |
| | | | $788,960 | $(15,567) | 09/19/2016 |
| 40J-909.01 | Storm Water Catch Basin Inserts Project# 6 - West | $25,000 | $25,000 | | 01/31/2017 |
| | | | $30,036 | $5,035 | 10/07/2014 |
| 40J-909.02 | Storm Water Project #2,#3, #4 Storm Water Infiltration | $2,370,462 | $2,370,462 | | 01/31/2017 |
| | | | $1,616,400 | $(754,062) | 09/12/2014 |
| | | | $1,575,058 | $(41,341) | 09/14/2016 |
| 40J-909.03 | Storm Water Project Phase 2 - Pave Lot 7 | $0 | $0 | | 01/31/2017 |
| | | | $754,062 | $754,062 | 09/12/2014 |
| 40J-912.00 | Energy Efficiency / Utility Infrastructure - West | $1,558,556 | $1,558,556 | | 01/31/2017 |
| 40J-913.00 | Districtwide Physical Security - West | $0 | $0 | | 01/31/2017 |
| 40J-913.01 | Door Locks and Access Control - West | $1,472,555 | $1,472,555 | | 01/31/2017 |
| 40J-913.03 | Overhead Paging and Mass Notification - West | $225,000 | $225,000 | | 01/31/2017 |
| 40J-D01.03 | DESA - Precheck Design | $1,943,875 | $1,943,875 | | 01/31/2017 |
| 40J-D01.04 | DESA - City Deferred Projects | $1,056,952 | $1,056,952 | | 01/31/2017 |
| 40J-D01.05 | DESA - East Deferred Projects | $724,111 | $724,111 | | 01/31/2017 |
| 40J-D01.06 | DESA - Pierce Deferred Projects | $232,775 | $232,775 | | 01/31/2017 |

Budget transfers performed to reflect campus project re-prioritization of the strategic execution plan.

# Districtwide Initiatives
## Sub-Project/Building Level Budget Transfer Log

| Proj Ref | Project/Building Name | Established Budget | Current Budget | Variance | Approved Date |
|---|---|---|---|---|---|
| 40J-D01.07 | DESA - Southwest Deferred Projects | $607,887 | $607,887 | | 01/31/2017 |
| 40J-D01.08 | DESA - Trade Deferred Projects | $1,499,082 | $1,499,082 | | 01/31/2017 |
| 40J-D01.09 | DESA - Valley Deferred Projects | $45,683 | $45,683 | | 01/31/2017 |
| 40J-D01.10 | DESA - West Deferred Projects | $183,801 | $183,801 | | 01/31/2017 |
| 40J-D01.11 | DESA - VDK Deferred Projects | $292,868 | $292,868 | | 01/31/2017 |
| 40J-D01.12 | DESA - Urban Wind Deferred Projects | $130,514 | $130,514 | | 01/31/2017 |
| 40J-D01.13 | 770 HQ - District HQ DSM Project | $20,079 | $20,079 | | 01/31/2017 |
| 40J-D02.00 | Transportation and Accessibility Improvements- 770 HQ | $45,787 | $45,787 | | 01/31/2017 |
| | | | $46,321 | $534 | 09/12/2014 |
| 40J-D05.00 | Technology - 770 Building | $919,006 | $919,006 | | 01/31/2017 |
| | | | $1,423,160 | $504,153 | 09/05/2014 |
| | | | $955,748 | $(467,411) | 05/25/2016 |
| 40J-D05.21 | Virtualization and Data Storage - District HQ | $0 | $0 | | 01/31/2017 |
| | | | $1,525,953 | $1,525,953 | 01/17/2017 |
| | | | $1,498,875 | $(27,078) | 07/11/2018 |
| 40J-D05.32 | IT Program Management - District Office | $0 | $0 | | 01/31/2017 |
| | | | $219,012 | $219,012 | 06/10/2016 |
| 40J-D05.40 | Core Network Deployment - District HQ | $5,750,000 | $5,750,000 | | 01/31/2017 |
| | | | $7,061,720 | $1,311,720 | 08/22/2017 |
| 40J-D05.41 | Audio Visual Classroom Deployment - District HQ | $0 | $0 | | 01/31/2017 |
| | | | $166,725 | $166,725 | 08/22/2017 |
| 40J-D05.42 | Physical Security Systems Deployment - District HQ | $125,000 | $125,000 | | 01/31/2017 |

Budget transfers performed to reflect campus project re-prioritization of the strategic execution plan.

# Districtwide Initiatives
## Sub-Project/Building Level Budget Transfer Log

| Proj Ref | Project/Building Name | Established Budget | Current Budget | Variance | Approved Date |
|---|---|---|---|---|---|
| 40J-D13.01 | Door Locks and Access Control - District HQ | $250,000 | $250,000 | | 01/31/2017 |
| 40J-D13.03 | Overhead Paging and Mass Notification - District HQ | $80,000 | $80,000 | | 01/31/2017 |
| 40J-G01.02 | M & DR - Southgate | $5,243 | $5,243 | | 01/31/2017 |
| | | | $4,962 | $(280) | 08/13/2014 |
| 40J-G01.03 | Renewable Energy - Southgate | $1,823,155 | $1,823,155 | | 01/31/2017 |
| 40J-G02.00 | Transportation and Accessibility Improvements - Southgate | $89,500 | $89,500 | | 01/31/2017 |
| 40J-G02.01 | SouthGate - Trans and Accessibility Improvements | $12,226 | $12,226 | | 01/31/2017 |
| 40J-G05.00 | Technology - Southgate | $6,717 | $6,717 | | 01/31/2017 |
| | | | $6,682 | $(35) | 09/05/2014 |
| 40J-G06.00 | Anti-Graffiti Program - South Gate | $35,807 | $35,807 | | 01/31/2017 |
| 40J-G07.00 | Warranty Program - South Gate | $326,686 | $326,686 | | 01/31/2017 |
| | | | $81,547 | $(245,139) | 05/17/2015 |
| 40J-G08.00 | Whole Building Commissioning - Southgate | $485,988 | $485,988 | | 01/31/2017 |
| | | | $731,127 | $245,139 | 05/17/2015 |
| 40J-G09.00 | Storm Water Implementation - Southgate | $5,953 | $5,953 | | 01/31/2017 |
| 40J-G13.01 | Door Locks and Access Control - South Gate | $0 | $0 | | 01/31/2017 |
| 40J-G13.03 | Overhead Paging and Mass Notification - South Gate | $80,000 | $80,000 | | 01/31/2017 |
| 40J-J01.00 | Energy | $4,104,371 | $4,104,371 | | 01/31/2017 |
| | | | $7,217,934 | $3,113,563 | 08/13/2014 |
| | | | $7,211,983 | $(5,951) | 05/25/2016 |
| | | | $6,470,612 | $(741,371) | 06/29/2016 |
| | | | $6,375,078 | $(95,533) | 06/30/2016 |

Budget transfers performed to reflect campus project re-prioritization of the strategic execution plan.

# Districtwide Initiatives
## Sub-Project/Building Level Budget Transfer Log

| Proj Ref | Project/Building Name | Established Budget | Current Budget | Variance | Approved Date |
|---|---|---|---|---|---|
| | | | $6,091,571 | $(283,507) | 08/01/2016 |
| | | | $5,982,099 | $(109,471) | 09/14/2016 |
| | | | $2,371,019 | $(3,611,080) | 07/31/2017 |
| | | | $4,798,630 | $2,427,611 | 03/29/2018 |
| | | | $5,255,815 | $457,184 | 12/27/2018 |
| 40J-J02.00 | Transportation and Accessibility Improvements - Owner's Reserv | $10,812,946 | $10,812,946 | | 01/31/2017 |
| | | | $10,686,164 | $(126,782) | 09/12/2014 |
| | | | $10,663,275 | $(22,889) | 10/03/2014 |
| | | | $9,471,050 | $(1,192,224) | 10/28/2014 |
| | | | $9,451,626 | $(19,424) | 05/23/2016 |
| 40J-J05.01 | SIS Consulting Services | $2,604,700 | $2,604,700 | | 01/31/2017 |
| | | | $1,119,785 | $(1,484,915) | 05/25/2016 |
| 40J-J05.02 | SIS Product | $12,040,000 | $12,040,000 | | 01/31/2017 |
| 40J-J05.02.0 | SIS Implementation | $19,000,000 | $19,000,000 | | 01/31/2017 |
| 40J-J05.02.0 | SIS- Hardware | $4,000,000 | $4,000,000 | | 01/31/2017 |
| | | | $2,083,141 | $(1,916,859) | 08/22/2017 |
| 40J-J05.03 | Connect LACCD Network | $27,500,000 | $27,500,000 | | 01/31/2017 |
| | | | $27,452,547 | $(47,452) | 05/10/2015 |
| | | | $23,452,547 | $(4,000,000) | 01/17/2017 |
| | | | $58,887 | $(23,393,659) | 08/22/2017 |
| 40J-J05.04 | Local Area Network Pathway & Fiber At LACCD Locations | $2,000,000 | $2,000,000 | | 01/31/2017 |
| | | | $0 | $(2,000,000) | 08/22/2017 |
| 40J-J05.05 | E-Discovery and Remote Access | $318,964 | $318,964 | | 01/31/2017 |
| | | | $299,493 | $(19,471) | 08/22/2017 |
| 40J-J05.06 | Network Security and Management | $1,581,327 | $1,581,327 | | 01/31/2017 |
| | | | $1,628,779 | $47,452 | 05/10/2015 |
| | | | $1,629,630 | $850 | 08/22/2017 |
| 40J-J05.07 | SIS Server Virtualization and Data Storage | $3,000,000 | $3,000,000 | | 01/31/2017 |

Budget transfers performed to reflect campus project re-prioritization of the strategic execution plan.

# Districtwide Initiatives
## Sub-Project/Building Level Budget Transfer Log

| Proj Ref | Project/Building Name | Established Budget | Current Budget | Variance | Approved Date |
|---|---|---|---|---|---|
| | | | $583,255 | $(2,416,745) | 05/25/2016 |
| | | | $251,360 | $(331,894) | 08/22/2017 |
| 40J-J05.08 | Identity Management | $1,500,000 | $1,500,000 | | 01/31/2017 |
| | | | $1,209,292 | $(290,708) | 08/22/2017 |
| 40J-J05.09 | SIS Enterprise Data Storage | $900,000 | $900,000 | | 01/31/2017 |
| | | | $143,968 | $(756,032) | 08/22/2017 |
| 40J-J05.10 | Group Messaging/ Portal/ Student email | $1,750,000 | $1,750,000 | | 01/31/2017 |
| | | | $1,478,118 | $(271,882) | 08/22/2017 |
| 40J-J05.11 | Interactive Mapping and Signage | $10,000 | $10,000 | | 01/31/2017 |
| | | | $0 | $(10,000) | 08/22/2017 |
| 40J-J05.12 | SIS Training (technology related) | $4,325,000 | $4,325,000 | | 01/31/2017 |
| | | | $825,011 | $(3,499,988) | 08/22/2017 |
| 40J-J05.13 | Enterprise Smart Classroom Support | $10,000 | $10,000 | | 01/31/2017 |
| | | | $38,685 | $28,685 | 05/10/2015 |
| 40J-J05.14 | One card System (Physical Security) and Monitoring | $6,000,000 | $6,000,000 | | 01/31/2017 |
| | | | $6,400,000 | $400,000 | 08/17/2016 |
| | | | $8,900,000 | $2,500,000 | 11/20/2017 |
| 40J-J05.15 | Video Conferencing | $450,001 | $450,001 | | 01/31/2017 |
| | | | $448,367 | $(1,633) | 08/22/2017 |
| 40J-J05.16 | Green Data Center | $4,000,000 | $4,000,000 | | 01/31/2017 |
| | | | $3,090,498 | $(909,502) | 08/22/2017 |
| 40J-J05.16.0 | District Data Center- Second Floor | $2,000,000 | $2,000,000 | | 01/31/2017 |
| | | | $2,024,786 | $24,785 | 10/19/2015 |
| | | | $1,891,597 | $(133,188) | 08/22/2017 |
| 40J-J05.17 | VOIP Interconnect | $750,000 | $750,000 | | 01/31/2017 |
| | | | $0 | $(750,000) | 08/22/2017 |

Budget transfers performed to reflect campus project re-prioritization of the strategic execution plan.

# Districtwide Initiatives
## Sub-Project/Building Level Budget Transfer Log

| Proj Ref | Project/Building Name | Established Budget | Current Budget | Variance | Approved Date |
|---|---|---|---|---|---|
| 40J-J05.18 | Facility Management (CMMS) and Building Management interfac | $6,000,000 | $6,000,000 | | 01/31/2017 |
| | | | $6,009,377 | $9,377 | 05/25/2016 |
| | | | $9,532,377 | $3,523,000 | 08/22/2017 |
| 40J-J05.19 | Enterprise Help Desk/ Knowledge Management | $400,000 | $400,000 | | 01/31/2017 |
| | | | $50,542 | $(349,457) | 08/22/2017 |
| 40J-J05.20 | SIS Standards, Process Mapping and Program Strategy/ Manag | $8,731,964 | $8,731,964 | | 01/31/2017 |
| | | | $6,634,708 | $(2,097,256) | 08/22/2017 |
| 40J-J05.21 | Virtualization and Data Storage | $3,500,000 | $3,500,000 | | 01/31/2017 |
| | | | $1,477,023 | $(2,022,976) | 01/17/2017 |
| 40J-J05.22 | ** Not used ** | $0 | $0 | | 01/31/2017 |
| | | | $3,000,000 | $3,000,000 | 03/27/2012 |
| | | | $0 | $(3,000,000) | 09/25/2012 |
| 40J-J05.23 | Enterprise Data Storage | $1,100,000 | $1,100,000 | | 01/31/2017 |
| | | | $87,028 | $(1,012,972) | 08/22/2017 |
| 40J-J05.24 | Training (technology related) | $1,875,000 | $1,875,000 | | 01/31/2017 |
| | | | $379,583 | $(1,495,416) | 08/22/2017 |
| 40J-J05.25 | Standards, Process Mapping and Program Strategy/ Manageme | $0 | $0 | | 01/31/2017 |
| | | | $1,907,200 | $1,907,200 | 03/27/2012 |
| | | | $0 | $(1,907,200) | 09/25/2012 |
| 40J-J05.26 | Distance Education Collaboration | $10,000 | $10,000 | | 01/31/2017 |
| | | | $0 | $(10,000) | 08/22/2017 |
| 40J-J05.27 | Media Lab Enhancement | $10,000 | $10,000 | | 01/31/2017 |
| | | | $0 | $(10,000) | 08/22/2017 |
| 40J-J05.28 | Campus Broadband Wireless | $3,000,000 | $3,000,000 | | 01/31/2017 |
| | | | $931,163 | $(2,068,836) | 10/01/2014 |
| | | | $902,478 | $(28,685) | 05/10/2015 |

Budget transfers performed to reflect campus project re-prioritization of the strategic execution plan.

# Districtwide Initiatives
## Sub-Project/Building Level Budget Transfer Log

| Proj Ref | Project/Building Name | Established Budget | Current Budget | Variance | Approved Date |
|---|---|---|---|---|---|
| | | | $38,586 | $(863,892) | 05/25/2016 |
| 40J-J05.29 | Standards, Process Mapping and Program Strategy/ Manageme | $0 | $0 | | 01/31/2017 |
| | | | $1,907,200 | $1,907,200 | 03/27/2012 |
| | | | $0 | $(1,907,200) | 09/25/2012 |
| 40J-J05.30 | Disaster Preparedness | $1,200,000 | $1,200,000 | | 01/31/2017 |
| | | | $1,048,384 | $(151,615) | 08/22/2017 |
| 40J-J05.31 | Project Wise | $0 | $0 | | 01/31/2017 |
| | | | $2,068,837 | $2,068,836 | 10/01/2014 |
| 40J-J05.39 | Transitional Fund | $0 | $0 | | 01/31/2017 |
| | | | $(126,222) | $(126,222) | 02/26/2016 |
| | | | $2,095,232 | $2,221,454 | 05/25/2016 |
| | | | $976,220 | $(1,119,012) | 06/10/2016 |
| | | | $576,220 | $(400,000) | 08/17/2016 |
| | | | $2,618,745 | $2,042,525 | 08/22/2017 |
| | | | $118,745 | $(2,500,000) | 11/20/2017 |
| 40J-J05.40 | Core Network Deployment | $500,000 | $500,000 | | 01/31/2017 |
| | | | $4,960,688 | $4,460,688 | 08/22/2017 |
| 40J-J05.41 | Audio Visual Classroom Deployment | $0 | $0 | | 01/31/2017 |
| | | | $1,018,867 | $1,018,867 | 08/22/2017 |
| 40J-J05.42 | Physical Security Systems Deployment | $0 | $0 | | 01/31/2017 |
| | | | $292,040 | $292,040 | 08/22/2017 |
| 40J-J06.00 | Anti-Graffiti Program | $0 | $0 | | 01/31/2017 |
| | | | $5,871,000 | $5,871,000 | 01/01/1900 |
| | | | $4,650,155 | $(1,220,845) | 12/29/2010 |
| | | | $4,638,107 | $(12,047) | 07/18/2011 |
| | | | $4,504,935 | $(133,172) | 08/01/2011 |
| | | | $0 | $(4,504,935) | 10/11/2013 |
| 40J-J07.00 | Warranty Program | $3,978,797 | $3,978,797 | | 01/31/2017 |
| | | | $0 | $(3,978,796) | 05/17/2015 |

Budget transfers performed to reflect campus project re-prioritization of the strategic execution plan.

# Districtwide Initiatives
## Sub-Project/Building Level Budget Transfer Log

| Proj Ref | Project/Building Name | Established Budget | Current Budget | Variance | Approved Date |
|---|---|---|---|---|---|
| 40J-J08.00 | Whole Building Commissioning | $0 | $0 | | 01/31/2017 |
| 40J-J09.00 | Storm Water Implementation | $5,417,442 | $5,417,442 | | 01/31/2017 |
| | | | $5,412,406 | $(5,035) | 10/07/2014 |
| | | | $4,738,301 | $(500,000) | 11/17/2016 |
| | | | $4,740,520 | $2,219 | 01/26/2017 |
| | | | $4,694,094 | $(46,426) | 08/28/2018 |
| | | | $5,445,569 | $751,474 | 09/28/2018 |
| | | | $5,502,215 | $89,809 | 11/23/2015 |
| | | | $6,366,866 | $864,650 | 05/27/2016 |
| | | | $6,351,299 | $(15,566) | 06/13/2016 |
| | | | $5,468,521 | $(882,777) | 06/22/2016 |
| | | | $5,477,467 | $8,945 | 08/01/2016 |
| | | | $5,696,540 | $219,073 | 09/14/2016 |
| | | | $5,712,107 | $15,567 | 09/19/2016 |
| | | | $5,238,301 | $(473,806) | 11/11/2016 |
| 40J-J12.00 | Energy Efficiency / Utility Infrastructure | $250,000 | $250,000 | | 01/31/2017 |
| 40J-J13.00 | Districtwide Physical Security | $4,000,000 | $4,000,000 | | 01/31/2017 |
| 40J-J13.03 | Overhead Paging and Mass Notification | $735,000 | $735,000 | | 01/31/2017 |
| 40J-J13.04 | Districtwide Security Center | $400,000 | $400,000 | | 01/31/2017 |
| 40J-N01.02 | M & DR - Northeast | $107,590 | $107,590 | | 01/31/2017 |
| | | | $68,381 | $(39,209) | 08/13/2014 |
| 40J-N01.03 | VDK - Parking Lot PV / Carport Structure | $2,743,477 | $2,743,477 | | 01/31/2017 |
| | | | $3,576,545 | $833,068 | 03/28/2017 |
| | | | $2,709,144 | $(867,401) | 03/29/2018 |
| 40J-N01.04 | VDK - VDK - Urban Wind Project | $44,268 | $44,268 | | 01/31/2017 |
| 40J-N02.00 | Transportation and Accessibility Improvements - Northeast | $1,478 | $1,478 | | 01/31/2017 |
| 40J-N05.00 | Technology - Northeast | $384 | $384 | | 01/31/2017 |

Budget transfers performed to reflect campus project re-prioritization of the strategic execution plan.

# Districtwide Initiatives
## Sub-Project/Building Level Budget Transfer Log

| Proj Ref | Project/Building Name | Established Budget | Current Budget | Variance | Approved Date |
|---|---|---|---|---|---|
| 40J-N06.00 | Anti-Graffiti Program - Northeast | $0 | $0 | | 01/31/2017 |
| | | | $149 | $149 | 12/29/2010 |
| | | | $0 | $(149) | 08/01/2011 |
| 40J-N07.00 | Warranty Program - Northeast | $19,548 | $19,548 | | 01/31/2017 |
| | | | $3,310 | $(16,237) | 05/17/2015 |
| 40J-N08.00 | Whole Building Commissioning - Northeast | $14,085 | $14,085 | | 01/31/2017 |
| | | | $30,322 | $16,237 | 05/17/2015 |
| 40J-N09.00 | Storm Water Implementation - Northeast | $275 | $275 | | 01/31/2017 |
| 40J-N13.01 | Door Locks and Access Control - Northeast | $250,000 | $250,000 | | 01/31/2017 |
| 40J-N13.03 | Overhead Paging and Mass Notification - Northeast | $80,000 | $80,000 | | 01/31/2017 |
| 40J-N13.04 | Districtwide Security Center - Northeast | $2,600,000 | $2,600,000 | | 01/31/2017 |

Budget transfers performed to reflect campus project re-prioritization of the strategic execution plan.

# Districtwide Initiatives
Exhibit B

## Exhibit B
## Districtwide Initiatives
## All Sub-projects by Rollup

# Districtwide Initiatives
## All Sub-Projects by Rollup

| 40J-J01 | | Current Budget | EAC | Funding Variance |
|---|---|---|---|---|
| 40J-101.01 | ** Not used ** - City | $0 | $0 | $0 |
| 40J-101.02 | M & DR - City | $741,850 | $741,850 | $0 |
| 40J-101.03 | City - Demand Side Management (DSM) | $4,481,704 | $4,481,704 | $0 |
| 40J-101.04 | Chilled Water Storage | $2,690,499 | $2,690,499 | $0 |
| 40J-201.01 | ** Not used ** - East | $0 | $0 | $0 |
| 40J-201.02 | M & DR - East | $794,954 | $794,954 | $0 |
| 40J-201.03 | East - Original Northwest Parking PV / Carport Structure | $3,451,708 | $3,451,708 | $0 |
| 40J-201.04 | East - Thin Film for A-1 Child Development Center | $457,712 | $457,712 | $0 |
| 40J-201.05 | East - Thin Film for C-1 Men's Gym | $787,156 | $787,156 | $0 |
| 40J-201.06 | East - Thin Film for E-9 Women's Gym | $751,270 | $751,270 | $0 |
| 40J-201.07 | East - Thin Film for G-3 Auditorium | $714,334 | $714,334 | $0 |
| 40J-201.08 | East - Thin Film for H-9 Plant Facilities | $402,266 | $402,266 | $0 |
| 40J-201.09 | East - Thin Film for P-1 Auto Shop | $457,626 | $457,626 | $0 |
| 40J-201.10 | East - Additional Northwest Parking PV / Carport Structure | $3,199,279 | $3,199,279 | $0 |
| 40J-301.02 | M & DR - Harbor | $815,313 | $815,313 | $0 |
| 40J-301.03 | Harbor - Parking Lot 6 / Carport Structure | $20,552,621 | $20,552,621 | $0 |
| 40J-301.04 | Harbor - Parking Lot 7 / Carport Structure | $820,977 | $820,977 | $0 |
| 40J-301.05 | Harbor - Parking Lot 8 / Carport Structure | $11,613,638 | $11,613,638 | $0 |
| 40J-401.02 | M & DR - Mission | $589,476 | $589,476 | $0 |
| 40J-401.03 | Renewable Energy - Mission | $798,220 | $798,220 | $0 |
| 40J-401.04 | Renewable Energy - Mission Energy Infrastructure Improvement | $0 | $0 | $0 |
| 40J-501.02 | M & DR - Pierce | $1,022,027 | $1,022,027 | $0 |
| 40J-501.03 | Pierce - Parking Lot 4 PV / Carport Structure | $6,290,267 | $6,290,267 | $0 |
| 40J-501.04 | Pierce - Parking Lot 6 PV / Carport Structure | $4,692,179 | $4,692,179 | $0 |
| 40J-501.05 | Pierce - Near Net Zero Central Plant at M&O | $8,275,841 | $8,275,841 | $0 |
| 40J-501.06 | Pierce - Parking Lot 1 PV / Carport Structure | $347,082 | $347,082 | $0 |
| 40J-501.07 | Pierce - Parking Lot 8 PV / Carport Structure | $608,646 | $608,646 | $0 |
| 40J-601.01 | ** Not used ** - Southwest | $0 | $0 | $0 |
| 40J-601.02 | M & DR - Southwest | $764,867 | $764,867 | $0 |
| 40J-601.03 | Southwest - Parking Lot 1 / Carport Structure | $5,899,987 | $5,899,987 | $0 |
| 40J-601.04 | Southwest - Parking Lot 1 / Infrastructure | $484,526 | $484,526 | $0 |
| 40J-601.05 | Southwest - Parking Lot 3 / Infrastructure | $2,713,671 | $2,713,671 | $0 |
| 40J-701.02 | M & DR - Trade | $688,647 | $688,647 | $0 |
| 40J-701.03 | Trade - Building "F" PV | $1,507,652 | $1,507,652 | $0 |
| 40J-701.04 | Trade - Demand Side Management (DSM) | $1,175,316 | $1,175,316 | $0 |
| 40J-701.05 | Trade- East Parking Structure Addittional PV | $1,041,515 | $1,041,515 | $0 |
| 40J-701.06 | Culinary Building Solar PV | $2,806,022 | $585,334 | $2,220,688 |
| 40J-701.07 | Campus Wide Energy Management Infrastructure and System Improve | $5,598,968 | $5,598,968 | $0 |
| 40J-801.02 | M & DR - Valley | $744,886 | $744,886 | $0 |
| 40J-801.03 | Valley - Parking Lot C / Carport Structure | $0 | $0 | $0 |
| 40J-801.04 | Valley - Parking Lot D / Carport Structure | $6,121,644 | $6,121,644 | $0 |
| 40J-801.05 | Valley - M&O Parking Lot | $1,207,022 | $1,207,022 | $0 |
| 40J-901.02 | M & DR - West | $694,452 | $694,452 | $0 |
| 40J-901.03 | West - Parking Lot 7 PV | $449,899 | $449,899 | $0 |

# Districtwide Initiatives
## All Sub-Projects by Rollup

| 40J-J01 | | Current Budget | EAC | Funding Variance |
|---|---|---|---|---|
| 40J-901.04 | West - Energy Efficiency Project | $6,282,688 | $6,282,688 | $0 |
| 40J-D01.03 | DESA - Precheck Design | $1,943,875 | $1,943,875 | $0 |
| 40J-D01.04 | DESA - City Deferred Projects | $1,056,952 | $1,056,952 | $0 |
| 40J-D01.05 | DESA - East Deferred Projects | $724,111 | $724,111 | $0 |
| 40J-D01.06 | DESA - Pierce Deferred Projects | $232,775 | $232,775 | $0 |
| 40J-D01.07 | DESA - Southwest Deferred Projects | $607,887 | $607,887 | $0 |
| 40J-D01.08 | DESA - Trade Deferred Projects | $1,499,082 | $1,499,082 | $0 |
| 40J-D01.09 | DESA - Valley Deferred Projects | $45,683 | $45,683 | $0 |
| 40J-D01.10 | DESA - West Deferred Projects | $183,801 | $183,801 | $0 |
| 40J-D01.11 | DESA - VDK Deferred Projects | $292,868 | $292,868 | $0 |
| 40J-D01.12 | DESA - Urban Wind Deferred Projects | $130,514 | $130,514 | $0 |
| 40J-D01.13 | 770 HQ - District HQ DSM Project | $20,079 | $20,079 | $0 |
| 40J-G01.02 | M & DR - Southgate | $4,962 | $4,962 | $0 |
| 40J-G01.03 | Renewable Energy - Southgate | $1,823,155 | $1,823,155 | $0 |
| 40J-J01.00 | Energy | $5,255,815 | $7,476,502 | $(2,220,688) |
| 40J-N01.02 | M & DR - Northeast | $68,381 | $68,381 | $0 |
| 40J-N01.03 | VDK - Parking Lot PV / Carport Structure | $2,709,144 | $2,709,144 | $0 |
| 40J-N01.04 | VDK - VDK - Urban Wind Project | $44,268 | $44,268 | $0 |
| | | **$130,181,758** | **$130,181,758** | **$0** |

| 40J-J02 | | Current Budget | EAC | Funding Variance |
|---|---|---|---|---|
| 40J-102.00 | Transportation and Accessibility Improvements - City | $1,686,630 | $1,739,967 | $(53,336) |
| 40J-102.01 | City - Trans and Accessibility Improvements | $2,891,610 | $2,891,610 | $0 |
| 40J-202.00 | Transportation and Accessibility Improvements - East | $2,609,235 | $2,488,930 | $120,305 |
| 40J-202.01 | East - Trans and Accessibility Improvements- Phase 1 Exterior | $5,976,031 | $5,976,031 | $0 |
| 40J-202.02 | East - Trans and Accessibility Improvements-Phase 2 Interior | $7,522,932 | $7,522,932 | $0 |
| 40J-202.03 | East - Trans and Accessibility Improvements - B5 Stadium | $7,480,450 | $7,480,450 | $0 |
| 40J-202.04 | East - Trans and Accessibility Improvements - Theater | $18,284,526 | $18,284,526 | $0 |
| 40J-202.05 | East - Trans and Accessibility Improvements - C1 Men's Gymnasium | $564,671 | $564,671 | $0 |
| 40J-202.06 | East - Trans and Accessibility Improvements - E9 Women's Gymnasiun | $670,725 | $670,725 | $0 |
| 40J-302.00 | Transportation and Accessibility Improvements - Harbor | $2,413,477 | $2,279,840 | $133,638 |
| 40J-302.01 | Harbor - Trans and Accessibility Improvements | $2,315,693 | $2,315,693 | $0 |
| 40J-402.00 | Transportation and Accessibility Improvements - Mission | $1,299,226 | $1,384,593 | $(85,367) |
| 40J-402.01 | Mission - Trans and Accessibility Parking & RWGPL | $1,442,605 | $1,442,605 | $0 |
| 40J-402.02 | Mission - Transportation and Accessibility Improvements - Parking Stru | $578,673 | $578,673 | $0 |
| 40J-402.03 | Mission - Transportation and Accessibility Improvements - IA Building a | $1,707,891 | $1,707,891 | $0 |
| 40J-402.04 | Mission - Transportation and Accessibility Improvements - Culinary Arts | $240,437 | $240,437 | $0 |
| 40J-402.05 | Mission - Transportation and Accessibility Improvements - Child Develo | $669,619 | $669,619 | $0 |
| 40J-402.06 | Mission - Transportation and Accessibility Improvements - Campus Ser | $363,504 | $363,504 | $0 |
| 40J-402.07 | Mission - Transportation and Accessibility Improvements - Center for M | $878,615 | $878,615 | $0 |
| 40J-402.08 | Mission - Transportation and Accessibility Improvements - Health Fitnes | $519,102 | $519,102 | $0 |
| 40J-502.00 | Transportation and Accessibility Improvements - Pierce | $1,686,130 | $1,823,050 | $(136,920) |
| 40J-502.01 | Pierce - Trans and Accessibility Improvements | $4,960,300 | $4,960,300 | $0 |
| 40J-602.00 | Transportation and Accessibility Improvements - Southwest | $1,640,753 | $1,681,382 | $(40,629) |

# Districtwide Initiatives
## All Sub-Projects by Rollup

| 40J-J02 | | Current Budget | EAC | Funding Variance |
|---|---|---|---|---|
| 40J-602.01 | Southwest - Trans and Accessibility Improvements | $934,678 | $934,678 | $0 |
| 40J-602.02 | Southwest TAI - Campus Sidewalks | $688,755 | $688,755 | $0 |
| 40J-702.00 | Transportation and Accessibility Improvements - Trade | $1,733,855 | $1,744,843 | $(10,988) |
| 40J-702.01 | Trade - Trans and Accessibility Improvements | $7,842,942 | $7,842,942 | $0 |
| 40J-802.00 | Transportation and Accessibility Improvements - Valley | $1,996,854 | $1,834,028 | $162,826 |
| 40J-802.01 | Valley - Trans and Accessibility Improvements | $6,692,656 | $6,692,656 | $0 |
| 40J-802.02 | Valley - Campus-Wide-TAI | $1,137,302 | $1,137,302 | $0 |
| 40J-802.03 | Valley - Planetarium Building-TAI | $260,463 | $260,463 | $0 |
| 40J-802.04 | Valley - Music Building-TAI | $202,389 | $202,389 | $0 |
| 40J-902.00 | Transportation and Accessibility Improvements - West | $1,070,455 | $1,159,984 | $(89,529) |
| 40J-902.01 | West - Trans and Accessibility Improvements | $1,472,027 | $1,472,027 | $0 |
| 40J-902.02 | West - Trans and Accessibility Improvements - Signage | $6,263 | $6,263 | $0 |
| 40J-902.03 | West - Trans and Accessibility Improvements - ATA-Lot 2 Bridge | $2,452,232 | $2,452,232 | $0 |
| 40J-902.04 | West - Trans and Accessibility Improvements - Lot 5 Elevator & Albert \ | $3,204,304 | $3,204,304 | $0 |
| 40J-D02.00 | Transportation and Accessibility Improvements- 770 HQ | $46,321 | $46,321 | $0 |
| 40J-G02.00 | Transportation and Accessibility Improvements - Southgate | $89,500 | $89,500 | $0 |
| 40J-G02.01 | SouthGate - Trans and Accessibility Improvements | $12,226 | $12,226 | $0 |
| 40J-J02.00 | Transportation and Accessibility Improvements - Owner's Reserve | $9,451,626 | $9,451,626 | $0 |
| 40J-N02.00 | Transportation and Accessibility Improvements - Northeast | $1,478 | $1,478 | $0 |
| | | **$107,699,162** | **$107,699,162** | **$0** |

| 40J-J05 | | Current Budget | EAC | Funding Variance |
|---|---|---|---|---|
| 40J-105.00 | Technology - City | $1,061,661 | $1,061,661 | $0 |
| 40J-105.21 | Virtualization and Data Storage - LACC | $542,119 | $542,119 | $0 |
| 40J-105.32 | IT Program Management - City | $823,271 | $832,551 | $(9,280) |
| 40J-105.40 | Core Network Deployment - LACC | $2,102,801 | $2,102,801 | $0 |
| 40J-105.41 | Audio Visual Classroom Deployment - LACC | $794,138 | $794,138 | $0 |
| 40J-105.42 | Physical Security Systems Deployment - LACC | $1,355,427 | $1,355,427 | $0 |
| 40J-205.00 | Technology - East | $1,034,608 | $1,034,608 | $0 |
| 40J-205.21 | Virtualization and Data Storage - ELAC | $866,644 | $866,644 | $0 |
| 40J-205.32 | IT Program Management - East | $971,731 | $982,048 | $(10,318) |
| 40J-205.40 | Core Network Deployment - ELAC | $2,199,275 | $2,199,275 | $0 |
| 40J-205.41 | Audio Visual Classroom Deployment - ELAC | $555,019 | $555,019 | $0 |
| 40J-205.42 | Physical Security Systems Deployment - ELAC | $1,714,256 | $1,714,256 | $0 |
| 40J-305.00 | Technology - Harbor | $639,501 | $639,501 | $0 |
| 40J-305.21 | Virtualization and Data Storage - LAHC | $510,141 | $510,141 | $0 |
| 40J-305.32 | IT Program Management - Harbor | $637,928 | $644,651 | $(6,723) |
| 40J-305.40 | Core Network Deployment - LAHC | $2,330,105 | $2,330,105 | $0 |
| 40J-305.41 | Audio Visual Classroom Deployment - LAHC | $384,750 | $384,750 | $0 |
| 40J-305.42 | Physical Security Systems Deployment - LAHC | $459,465 | $459,465 | $0 |
| 40J-405.00 | Technology - Mission | $913,951 | $913,951 | $0 |
| 40J-405.21 | Virtualization and Data Storage - LAMC | $331,155 | $331,155 | $0 |
| 40J-405.32 | IT Program Management - Mission | $597,348 | $603,974 | $(6,625) |
| 40J-405.40 | Core Network Deployment - LAMC | $1,730,138 | $1,730,138 | $0 |

# Districtwide Initiatives
## All Sub-Projects by Rollup

| 40J-J05 | | Current Budget | EAC | Funding Variance |
|---|---|---|---|---|
| 40J-405.41 | Audio Visual Classroom Deployment - LAMC | $52,500 | $52,500 | $0 |
| 40J-405.42 | Physical Security Systems Deployment - LAMC | $385,791 | $385,791 | $0 |
| 40J-505.00 | Technology - Pierce | $632,984 | $632,984 | $0 |
| 40J-505.21 | Virtualization and Data Storage - LAPC | $353,632 | $353,632 | $0 |
| 40J-505.32 | IT Program Management - Pierce | $879,395 | $889,916 | $(10,521) |
| 40J-505.33 | Physical Security and Hardware - Pierce | $3,000,000 | $3,000,000 | $0 |
| 40J-505.40 | Core Network Deployment - LAPC | $2,665,038 | $2,665,038 | $0 |
| 40J-505.41 | Audio Visual Classroom Deployment - LAPC | $422,869 | $422,869 | $0 |
| 40J-505.42 | Physical Security Systems Deployment - LAPC | $590,760 | $590,760 | $0 |
| 40J-605.00 | Technology - Southwest | $665,645 | $665,645 | $0 |
| 40J-605.21 | Virtualization and Data Storage - LASC | $475,264 | $475,264 | $0 |
| 40J-605.32 | IT Program Management - Southwest | $599,665 | $606,305 | $(6,640) |
| 40J-605.33 | Physical Security and Hardware - Southwest | $126,222 | $126,222 | $0 |
| 40J-605.40 | Core Network Deployment - LASC | $2,094,380 | $2,094,380 | $0 |
| 40J-605.41 | Audio Visual Classroom Deployment - LASC | $213,750 | $213,750 | $0 |
| 40J-605.42 | Physical Security Systems Deployment - LASC | $450,639 | $450,639 | $0 |
| 40J-705.00 | Technology - Trade | $713,665 | $713,665 | $0 |
| 40J-705.21 | Virtualization and Data Storage - LATTC | $582,649 | $582,649 | $0 |
| 40J-705.32 | IT Program Management - Trade | $795,863 | $805,270 | $(9,408) |
| 40J-705.40 | Core Network Deployment - LATTC | $2,247,962 | $2,247,962 | $0 |
| 40J-705.41 | Audio Visual Classroom Deployment - LATTC | $335,644 | $335,644 | $0 |
| 40J-705.42 | Physical Security Systems Deployment - LATTC | $730,405 | $730,405 | $0 |
| 40J-805.00 | Technology - Valley | $751,899 | $751,899 | $0 |
| 40J-805.21 | Virtualization and Data Storage - LAVC | $556,628 | $556,628 | $0 |
| 40J-805.32 | IT Program Management - Valley | $839,190 | $848,274 | $(9,084) |
| 40J-805.40 | Core Network Deployment - LAVC | $5,876,878 | $5,876,878 | $0 |
| 40J-805.41 | Audio Visual Classroom Deployment - LAVC | $802,500 | $802,500 | $0 |
| 40J-805.42 | Physical Security Systems Deployment - LAVC | $562,775 | $562,775 | $0 |
| 40J-905.00 | Technology - West | $650,200 | $650,200 | $0 |
| 40J-905.21 | Virtualization and Data Storage - WLAC | $305,867 | $305,867 | $0 |
| 40J-905.32 | IT Program Management - West | $614,270 | $620,873 | $(6,603) |
| 40J-905.33 | Physical Security and Hardware - West | $4,082,077 | $4,082,077 | $0 |
| 40J-905.40 | Core Network Deployment - WLAC | $1,675,931 | $1,675,931 | $0 |
| 40J-905.41 | Audio Visual Classroom Deployment - WLAC | $993,767 | $993,767 | $0 |
| 40J-905.42 | Physical Security Systems Deployment - WLAC | $893,161 | $893,161 | $0 |
| 40J-D05.00 | Technology - 770 Building | $955,748 | $955,748 | $0 |
| 40J-D05.21 | Virtualization and Data Storage - District HQ | $1,498,875 | $1,498,875 | $0 |
| 40J-D05.32 | IT Program Management - District Office | $219,012 | $143,811 | $75,201 |
| 40J-D05.40 | Core Network Deployment - District HQ | $7,061,720 | $7,061,720 | $0 |
| 40J-D05.41 | Audio Visual Classroom Deployment - District HQ | $166,725 | $166,725 | $0 |
| 40J-D05.42 | Physical Security Systems Deployment - District HQ | $125,000 | $125,000 | $0 |
| 40J-G05.00 | Technology - Southgate | $6,682 | $6,682 | $0 |
| 40J-J05.01 | SIS Consulting Services | $1,119,785 | $1,119,785 | $0 |
| 40J-J05.02 | SIS Product | $12,040,000 | $12,040,000 | $0 |

# Districtwide Initiatives
## All Sub-Projects by Rollup

| 40J-J05 | | Current Budget | EAC | Funding Variance |
|---|---|---|---|---|
| 40J-J05.02.01 | SIS Implementation | $19,000,000 | $19,000,000 | $0 |
| 40J-J05.02.02 | SIS- Hardware | $2,083,141 | $2,083,141 | $0 |
| 40J-J05.03 | Connect LACCD Network | $58,887 | $58,887 | $0 |
| 40J-J05.04 | Local Area Network Pathway & Fiber At LACCD Locations | $0 | $0 | $0 |
| 40J-J05.05 | E-Discovery and Remote Access | $299,493 | $299,493 | $0 |
| 40J-J05.06 | Network Security and Management | $1,629,630 | $1,628,779 | $851 |
| 40J-J05.07 | SIS Server Virtualization and Data Storage | $251,360 | $251,360 | $0 |
| 40J-J05.08 | Identity Management | $1,209,292 | $1,209,292 | $0 |
| 40J-J05.09 | SIS Enterprise Data Storage | $143,968 | $143,968 | $0 |
| 40J-J05.10 | Group Messaging/ Portal/ Student email | $1,478,118 | $1,459,841 | $18,276 |
| 40J-J05.11 | Interactive Mapping and Signage | $0 | $0 | $0 |
| 40J-J05.12 | SIS Training (technology related) | $825,011 | $282,466 | $542,545 |
| 40J-J05.13 | Enterprise Smart Classroom Support | $38,685 | $38,685 | $0 |
| 40J-J05.14 | One card System (Physical Security) and Monitoring | $8,900,000 | $8,900,000 | $0 |
| 40J-J05.15 | Video Conferencing | $448,367 | $448,367 | $0 |
| 40J-J05.16 | Green Data Center | $3,090,498 | $3,090,498 | $0 |
| 40J-J05.16.01 | District Data Center- Second Floor | $1,891,597 | $1,889,163 | $2,434 |
| 40J-J05.17 | VOIP Interconnect | $0 | $0 | $0 |
| 40J-J05.18 | Facility Management (CMMS) and Building Management interface | $9,532,377 | $9,532,377 | $0 |
| 40J-J05.19 | Enterprise Help Desk/ Knowledge Management | $50,542 | $50,542 | $0 |
| 40J-J05.20 | SIS Standards, Process Mapping and Program Strategy/ Management | $6,634,708 | $6,047,725 | $586,983 |
| 40J-J05.21 | Virtualization and Data Storage | $1,477,023 | $1,477,023 | $0 |
| 40J-J05.22 | ** Not used ** | $0 | $0 | $0 |
| 40J-J05.23 | Enterprise Data Storage | $87,028 | $86,845 | $183 |
| 40J-J05.24 | Training (technology related) | $379,583 | $374,908 | $4,675 |
| 40J-J05.25 | Standards, Process Mapping and Program Strategy/ Management | $0 | $0 | $0 |
| 40J-J05.26 | Distance Education Collaboration | $0 | $0 | $0 |
| 40J-J05.27 | Media Lab Enhancement | $0 | $0 | $0 |
| 40J-J05.28 | Campus Broadband Wireless | $38,586 | $38,586 | $0 |
| 40J-J05.29 | Standards, Process Mapping and Program Strategy/ Management | $0 | $0 | $0 |
| 40J-J05.30 | Disaster Preparedness | $1,048,384 | $1,048,384 | $0 |
| 40J-J05.31 | Project Wise | $2,068,837 | $2,068,837 | $0 |
| 40J-J05.39 | Transitional Fund | $118,745 | $1,274,691 | $(1,155,946) |
| 40J-J05.40 | Core Network Deployment | $4,960,688 | $4,960,688 | $0 |
| 40J-J05.41 | Audio Visual Classroom Deployment | $1,018,867 | $1,018,867 | $0 |
| 40J-J05.42 | Physical Security Systems Deployment | $292,040 | $292,040 | $0 |
| 40J-N05.00 | Technology - Northeast | $384 | $384 | $0 |
| | | **$152,424,682** | **$152,424,682** | **$0** |

| 40J-J06 | | Current Budget | EAC | Funding Variance |
|---|---|---|---|---|
| 40J-106.00 | Anti-Graffiti Program - City | $72,173 | $72,173 | $0 |
| 40J-206.00 | Anti-Graffiti Program - East | $212,723 | $212,723 | $0 |
| 40J-306.00 | Anti-Graffiti Program - Harbor | $191,379 | $191,379 | $0 |
| 40J-406.00 | Anti-Graffiti Program - Mission | $51,508 | $51,508 | $0 |

# Districtwide Initiatives
## All Sub-Projects by Rollup

| 40J-J06 | | Current Budget | EAC | Funding Variance |
|---|---|---|---|---|
| 40J-506.00 | Anti-Graffiti Program - Pierce | $107,258 | $107,258 | $0 |
| 40J-606.00 | Anti-Graffiti Program - Southwest | $134,406 | $134,406 | $0 |
| 40J-706.00 | Anti-Graffiti Program - Trade | $162,046 | $162,046 | $0 |
| 40J-806.00 | Anti-Graffiti Program - Valley | $70,621 | $70,621 | $0 |
| 40J-906.00 | Anti-Graffiti Program - West | $80,009 | $80,009 | $0 |
| 40J-G06.00 | Anti-Graffiti Program - South Gate | $35,807 | $35,807 | $0 |
| 40J-J06.00 | Anti-Graffiti Program | $0 | $0 | $0 |
| 40J-N06.00 | Anti-Graffiti Program - Northeast | $0 | $0 | $0 |
| | | **$1,117,930** | **$1,117,930** | **$0** |

| 40J-J07 | | Current Budget | EAC | Funding Variance |
|---|---|---|---|---|
| 40J-107.00 | Warranty Program - City | $370,284 | $370,284 | $0 |
| 40J-207.00 | Warranty Program - East | $411,636 | $411,636 | $0 |
| 40J-307.00 | Warranty Program - Harbor | $268,172 | $268,172 | $0 |
| 40J-407.00 | Warranty Program - Mission | $264,303 | $264,303 | $0 |
| 40J-507.00 | Warranty Program - Pierce | $419,824 | $419,824 | $0 |
| 40J-607.00 | Warranty Program - Southwest | $264,920 | $264,920 | $0 |
| 40J-707.00 | Warranty Program - Trade | $375,299 | $375,299 | $0 |
| 40J-807.00 | Warranty Program - Valley | $362,404 | $362,404 | $0 |
| 40J-907.00 | Warranty Program - West | $263,377 | $263,377 | $0 |
| 40J-G07.00 | Warranty Program - South Gate | $81,547 | $81,547 | $0 |
| 40J-J07.00 | Warranty Program | $0 | $0 | $0 |
| 40J-N07.00 | Warranty Program - Northeast | $3,310 | $3,310 | $0 |
| | | **$3,085,078** | **$3,085,078** | **$0** |

| 40J-J08 | | Current Budget | EAC | Funding Variance |
|---|---|---|---|---|
| 40J-108.00 | Whole Building Commissioning - City | $2,289,246 | $2,289,246 | $0 |
| 40J-208.00 | Whole Building Commissioning - East | $2,544,976 | $2,544,976 | $0 |
| 40J-308.00 | Whole Building Commissioning - Harbor | $1,657,980 | $1,657,980 | $0 |
| 40J-408.00 | Whole Building Commissioning - Mission | $2,134,994 | $2,134,994 | $0 |
| 40J-508.00 | Whole Building Commissioning - Pierce | $2,595,568 | $2,595,568 | $0 |
| 40J-608.00 | Whole Building Commissioning - Southwest | $1,637,869 | $1,637,869 | $0 |
| 40J-708.00 | Whole Building Commissioning - Trade | $2,320,372 | $2,320,372 | $0 |
| 40J-808.00 | Whole Building Commissioning - Valley | $2,240,559 | $2,240,559 | $0 |
| 40J-908.00 | Whole Building Commissioning - West | $1,628,343 | $1,628,343 | $0 |
| 40J-G08.00 | Whole Building Commissioning - Southgate | $731,127 | $731,127 | $0 |
| 40J-J08.00 | Whole Building Commissioning | $0 | $0 | $0 |
| 40J-N08.00 | Whole Building Commissioning - Northeast | $30,322 | $30,322 | $0 |
| | | **$19,811,356** | **$19,811,356** | **$0** |

| 40J-J09 | | Current Budget | EAC | Funding Variance |
|---|---|---|---|---|
| 40J-109.00 | Storm Water Implementation - City | $719,187 | $735,401 | $(16,214) |
| 40J-109.01 | City - Storm water Quad & CDC & Biofiltration | $2,900,000 | $2,900,000 | $0 |
| 40J-209.00 | Storm Water Implementation - East | $743,751 | $759,612 | $(15,861) |

# Districtwide Initiatives
## All Sub-Projects by Rollup

| 40J-J09 | | Current Budget | EAC | Funding Variance |
|---|---|---|---|---|
| 40J-209.01 | East Stormwater-West & Central section of Campus | $2,719,163 | $2,719,163 | $0 |
| 40J-309.00 | Storm Water Implementation -Harbor | $592,293 | $642,952 | $(50,659) |
| 40J-309.01 | Storm Water Student Services & Science Lateral -Harbor | $1,377 | $1,377 | $0 |
| 40J-309.02 | Harbor Stormwater-Location #1 City Outfall | $7,748 | $7,748 | $0 |
| 40J-309.03 | Harbor Stormwater Location #2 Basin Bioretention | $376,898 | $376,898 | $0 |
| 40J-309.04 | Harbor Stormwater -Pre-Treatment | $633,634 | $633,634 | $0 |
| 40J-309.05 | Harbor Stormwater - Location #3 Area C Bio-Filtration Planters | $986,492 | $986,492 | $0 |
| 40J-409.00 | Storm Water Implementation - Mission | $609,039 | $633,362 | $(24,322) |
| 40J-409.01 | East Campus Storm Water Mitigation | $0 | $0 | $0 |
| 40J-409.02 | Zone 4 Storm Chamber Retention System | $863,462 | $863,462 | $0 |
| 40J-409.03 | Zone 5 Swale with Gravel Detention Basin | $790 | $790 | $0 |
| 40J-509.00 | Storm Water Implementation - Pierce | $759,804 | $783,321 | $(23,517) |
| 40J-509.01 | Pierce Storm water | $3,413,997 | $3,413,997 | $0 |
| 40J-609.00 | Storm Water Implementation - Southwest | $636,101 | $656,960 | $(20,858) |
| 40J-609.01 | Storm Water Campus Wide Collection System-Southwest | $1,007,624 | $1,007,624 | $0 |
| 40J-609.02 | Storm Water Pony Wall - Southwest | $417,435 | $417,435 | $0 |
| 40J-709.00 | Storm Water Implementation - Trade | $649,408 | $657,289 | $(7,881) |
| 40J-709.01 | Storm Water-North Quad & Grand Ave | $3,185,000 | $3,185,000 | $0 |
| 40J-809.00 | Storm Water Implementation - Valley | $3,490,360 | $3,490,360 | $0 |
| 40J-909.00 | Storm Water Implementation - West | $788,960 | $828,582 | $(39,622) |
| 40J-909.01 | Storm Water Catch Basin Inserts Project# 6 - West | $30,036 | $30,036 | $0 |
| 40J-909.02 | Storm Water Project #2,#3, #4 Storm Water Infiltration | $1,575,058 | $1,575,051 | $7 |
| 40J-909.03 | Storm Water Project Phase 2 - Pave Lot 7 | $754,062 | $754,062 | $0 |
| 40J-G09.00 | Storm Water Implementation - Southgate | $5,953 | $5,953 | $0 |
| 40J-J09.00 | Storm Water Implementation | $5,445,569 | $5,246,641 | $198,928 |
| 40J-N09.00 | Storm Water Implementation - Northeast | $275 | $275 | $0 |
| | | **$33,313,479** | **$33,313,479** | **$0** |

| 40J-J12 | | Current Budget | EAC | Funding Variance |
|---|---|---|---|---|
| 40J-112.00 | Energy Efficiency / Utility Infrastructure - City | $1,700,752 | $1,700,752 | $0 |
| 40J-212.00 | Energy Efficiency / Utility Infrastructure - East | $1,840,572 | $1,840,572 | $0 |
| 40J-312.00 | Energy Efficiency / Utility Infrastructure - Harbor | $1,704,142 | $1,704,142 | $0 |
| 40J-412.00 | Energy Efficiency / Utility Infrastructure - Mission | $1,151,186 | $1,151,186 | $0 |
| 40J-512.00 | Energy Efficiency / Utility Infrastructure - Pierce | $2,111,393 | $2,111,393 | $0 |
| 40J-612.00 | Energy Efficiency / Utility Infrastructure - Southwest | $1,431,035 | $1,431,035 | $0 |
| 40J-712.00 | Energy Efficiency / Utility Infrastructure - Trade | $1,356,465 | $1,356,465 | $0 |
| 40J-812.00 | Energy Efficiency / Utility Infrastructure - Valley | $1,895,898 | $1,895,898 | $0 |
| 40J-912.00 | Energy Efficiency / Utility Infrastructure - West | $1,558,556 | $1,558,556 | $0 |
| 40J-J12.00 | Energy Efficiency / Utility Infrastructure | $250,000 | $250,000 | $0 |
| | | **$15,000,000** | **$15,000,000** | **$0** |

| 40J-J13 | | Current Budget | EAC | Funding Variance |
|---|---|---|---|---|
| 40J-113.00 | Districtwide Physical Security - City | $0 | $434 | $(434) |
| 40J-113.01 | Door Locks and Access Control - City | $1,785,077 | $1,785,077 | $0 |

# Districtwide Initiatives
## All Sub-Projects by Rollup

| 40J-J13 | | Current Budget | EAC | Funding Variance |
|---|---|---|---|---|
| 40J-113.03 | Overhead Paging and Mass Notification - City | $225,000 | $225,000 | $0 |
| 40J-213.00 | Districtwide Physical Security - East | $0 | $497 | $(497) |
| 40J-213.01 | Door Locks and Access Control - East | $1,899,456 | $1,899,456 | $0 |
| 40J-213.03 | Overhead Paging and Mass Notification - East | $225,000 | $225,000 | $0 |
| 40J-313.00 | Districtwide Physical Security - Harbor | $0 | $299 | $(299) |
| 40J-313.01 | Door Locks and Access Control - Harbor | $1,162,409 | $1,162,409 | $0 |
| 40J-313.03 | Overhead Paging and Mass Notification - Harbor | $225,000 | $225,000 | $0 |
| 40J-413.00 | Districtwide Physical Security - Mission | $0 | $310 | $(310) |
| 40J-413.01 | Door Locks and Access Control - Mission | $1,515,700 | $1,515,700 | $0 |
| 40J-413.03 | Overhead Paging and Mass Notification - Mission | $225,000 | $225,000 | $0 |
| 40J-513.00 | Districtwide Physical Security - Pierce | $0 | $491 | $(491) |
| 40J-513.01 | Door Locks and Access Control - Pierce | $921,772 | $921,772 | $0 |
| 40J-513.03 | Overhead Paging and Mass Notification - Pierce | $225,000 | $225,000 | $0 |
| 40J-613.00 | Districtwide Physical Security - Southwest | $0 | $310 | $(310) |
| 40J-613.01 | Door Locks and Access Control - Southwest | $799,552 | $799,552 | $0 |
| 40J-613.03 | Overhead Paging and Mass Notification - Southwest | $225,000 | $225,000 | $0 |
| 40J-713.00 | Districtwide Physical Security - Trade | $0 | $439 | $(439) |
| 40J-713.01 | Door Locks and Access Control - Trade | $3,034,307 | $3,034,307 | $0 |
| 40J-713.03 | Overhead Paging and Mass Notification - Trade | $225,000 | $225,000 | $0 |
| 40J-813.00 | Districtwide Physical Security - Valley | $0 | $424 | $(424) |
| 40J-813.01 | Door Locks and Access Control - Valley | $2,077,002 | $2,077,002 | $0 |
| 40J-813.03 | Overhead Paging and Mass Notification - Valley | $225,000 | $225,000 | $0 |
| 40J-913.00 | Districtwide Physical Security - West | $0 | $308 | $(308) |
| 40J-913.01 | Door Locks and Access Control - West | $1,472,555 | $1,472,555 | $0 |
| 40J-913.03 | Overhead Paging and Mass Notification - West | $225,000 | $225,000 | $0 |
| 40J-D13.01 | Door Locks and Access Control - District HQ | $250,000 | $246,968 | $3,032 |
| 40J-D13.03 | Overhead Paging and Mass Notification - District HQ | $80,000 | $80,000 | $0 |
| 40J-G13.01 | Door Locks and Access Control - South Gate | $0 | $3,032 | $(3,032) |
| 40J-G13.03 | Overhead Paging and Mass Notification - South Gate | $80,000 | $80,000 | $0 |
| 40J-J13.00 | Districtwide Physical Security | $4,000,000 | $3,996,487 | $3,513 |
| 40J-J13.03 | Overhead Paging and Mass Notification | $735,000 | $735,000 | $0 |
| 40J-J13.04 | Districtwide Security Center | $400,000 | $400,000 | $0 |
| 40J-N13.01 | Door Locks and Access Control - Northeast | $250,000 | $250,000 | $0 |
| 40J-N13.03 | Overhead Paging and Mass Notification - Northeast | $80,000 | $80,000 | $0 |
| 40J-N13.04 | Districtwide Security Center - Northeast | $2,600,000 | $2,600,000 | $0 |
| | | **$25,167,830** | **$25,167,830** | **$0** |

# Districtwide Initiatives
## Exhibit C

**Exhibit C**
**Districtwide Initiatives**
**Budget Transfer Log (2014 thru 2017 Rebaseline)**

# Districtwide Initiatives
## Sub-Project/Building Level Budget Transfer Log (2014 thru 2017 Rebaseline)

| Proj Ref | Project/Building Name | Established Budget | Current Budget | Variance | Approved Date |
|---|---|---|---|---|---|
| 40J-101.01 | ** Not used ** - City | $0 | $0 | | 01/01/2014 |
| 40J-101.02 | M & DR - City | $1,012,627 | $1,012,627 | | 01/01/2014 |
| 40J-101.03 | City - Demand Side Management (DSM) | $4,475,753 | $4,475,753 | | 01/01/2014 |
| 40J-101.04 | Chilled Water Storage | $2,690,499 | $2,690,499 | | 01/01/2014 |
| 40J-102.00 | Transportation and Accessibility Improvements - City | $1,513,686 | $1,513,686 | | 01/01/2014 |
| 40J-102.01 | City - Trans and Accessibility Improvements | $2,891,610 | $2,891,610 | | 01/01/2014 |
| 40J-105.00 | Technology - City | $1,092,004 | $1,092,004 | | 01/01/2014 |
| 40J-105.32 | IT Program Management - City | $2,980 | $2,980 | | 01/01/2014 |
| 40J-105.40 | Core Network Deployment - LACC | $561,700 | $561,700 | | 01/01/2014 |
| 40J-105.42 | Physical Security Systems Deployment - LACC | $300,000 | $300,000 | | 01/01/2014 |
| 40J-106.00 | Anti-Graffiti Program - City | $72,173 | $72,173 | | 01/01/2014 |
| 40J-107.00 | Warranty Program - City | $659,519 | $659,519 | | 01/01/2014 |
| 40J-108.00 | Whole Building Commissioning - City | $1,454,359 | $1,454,359 | | 01/01/2014 |
| 40J-109.00 | Storm Water Implementation - City | $672,761 | $672,761 | | 01/01/2014 |
| 40J-109.01 | City - Storm water Quad & CDC & Biofiltration | $2,900,000 | $2,900,000 | | 01/01/2014 |
| 40J-112.00 | Energy Efficiency / Utility Infrastructure - City | $1,700,752 | $1,700,752 | | 01/01/2014 |
| 40J-113.01 | Door Locks and Access Control - City | $1,785,077 | $1,785,077 | | 01/01/2014 |

# Districtwide Initiatives
## Sub-Project/Building Level Budget Transfer Log (2014 thru 2017 Rebaseline)

| Proj Ref | Project/Building Name | Established Budget | Current Budget | Variance | Approved Date |
|---|---|---|---|---|---|
| 40J-113.03 | Overhead Paging and Mass Notification - City | $225,000 | $225,000 | | 01/01/2014 |
| 40J-201.01 | ** Not used ** - East | $0 | $0 | | 01/01/2014 |
| 40J-201.02 | M & DR - East | $1,206,626 | $1,206,626 | | 01/01/2014 |
| 40J-201.03 | East - Original Northwest Parking PV / Carport Structure | $3,451,708 | $3,451,708 | | 01/01/2014 |
| 40J-201.04 | East - Thin Film for A-1 Child Development Center | $403,785 | $403,785 | | 01/01/2014 |
| 40J-201.05 | East - Thin Film for C-1 Men's Gym | $694,071 | $694,071 | | 01/01/2014 |
| 40J-201.06 | East - Thin Film for E-9 Women's Gym | $662,342 | $662,342 | | 01/01/2014 |
| 40J-201.07 | East - Thin Film for G-3 Auditorium | $629,894 | $629,894 | | 01/01/2014 |
| 40J-201.08 | East - Thin Film for H-9 Plant Facilities | $354,993 | $354,993 | | 01/01/2014 |
| 40J-201.09 | East - Thin Film for P-1 Auto Shop | $403,547 | $403,547 | | 01/01/2014 |
| 40J-201.10 | East - Additional Northwest Parking PV / Carport Structure | $2,873,179 | $2,873,179 | | 01/01/2014 |
| 40J-202.00 | Transportation and Accessibility Improvements - East | $2,155,296 | $2,155,296 | | 01/01/2014 |
| 40J-202.01 | East - Trans and Accessibility Improvements- Phase 1 Exterior | $6,947,916 | $6,947,916 | | 01/01/2014 |
| 40J-202.02 | East - Trans and Accessibility Improvements-Phase 2 Interior | $5,503,151 | $5,503,151 | | 01/01/2014 |
| 40J-202.03 | East - Trans and Accessibility Improvements - B5 Stadium | $7,480,450 | $7,480,450 | | 01/01/2014 |
| 40J-202.04 | East - Trans and Accessibility Improvements - Theater | $18,284,526 | $18,284,526 | | 01/01/2014 |

# Districtwide Initiatives
## Sub-Project/Building Level Budget Transfer Log (2014 thru 2017 Rebaseline)

| Proj Ref | Project/Building Name | Established Budget | Current Budget | Variance | Approved Date |
|---|---|---|---|---|---|
| 40J-202.05 | East - Trans and Accessibility Improvements - C1 Men's Gymnas | $564,671 | $564,671 | | 01/01/2014 |
| 40J-202.06 | East - Trans and Accessibility Improvements - E9 Women's Gym | $670,725 | $670,725 | | 01/01/2014 |
| 40J-205.00 | Technology - East | $1,049,276 | $1,049,276 | | 01/01/2014 |
| 40J-205.32 | IT Program Management - East | $3,313 | $3,313 | | 01/01/2014 |
| 40J-205.40 | Core Network Deployment - ELAC | $568,600 | $568,600 | | 01/01/2014 |
| 40J-205.42 | Physical Security Systems Deployment - ELAC | $500,000 | $500,000 | | 01/01/2014 |
| 40J-206.00 | Anti-Graffiti Program - East | $212,723 | $212,723 | | 01/01/2014 |
| 40J-207.00 | Warranty Program - East | $735,956 | $735,956 | | 01/01/2014 |
| 40J-208.00 | Whole Building Commissioning - East | $1,616,722 | $1,616,722 | | 01/01/2014 |
| 40J-209.00 | Storm Water Implementation - East | $743,751 | $743,751 | | 01/01/2014 |
| 40J-209.01 | East Stormwater-West & Central section of Campus | $2,719,163 | $2,719,163 | | 01/01/2014 |
| 40J-212.00 | Energy Efficiency / Utility Infrastructure - East | $1,840,572 | $1,840,572 | | 01/01/2014 |
| 40J-213.01 | Door Locks and Access Control - East | $1,899,456 | $1,899,456 | | 01/01/2014 |
| 40J-213.03 | Overhead Paging and Mass Notification - East | $225,000 | $225,000 | | 01/01/2014 |
| 40J-301.02 | M & DR - Harbor | $1,272,079 | $1,272,079 | | 01/01/2014 |
| 40J-301.03 | Harbor - Parking Lot 6 / Carport Structure | $19,179,790 | $19,179,790 | | 01/01/2014 |

# Districtwide Initiatives
## Sub-Project/Building Level Budget Transfer Log (2014 thru 2017 Rebaseline)

| Proj Ref | Project/Building Name | Established Budget | Current Budget | Variance | Approved Date |
|---|---|---|---|---|---|
| 40J-301.04 | Harbor - Parking Lot 7 / Carport Structure | $815,370 | $815,370 | | 01/01/2014 |
| 40J-301.05 | Harbor - Parking Lot 8 / Carport Structure | $10,900,258 | $10,900,258 | | 01/01/2014 |
| 40J-302.00 | Transportation and Accessibility Improvements - Harbor | $1,886,584 | $1,886,584 | | 01/01/2014 |
| 40J-302.01 | Harbor - Trans and Accessibility Improvements | $2,315,693 | $2,315,693 | | 01/01/2014 |
| 40J-305.00 | Technology - Harbor | $673,919 | $673,919 | | 01/01/2014 |
| 40J-305.32 | IT Program Management - Harbor | $2,159 | $2,159 | | 01/01/2014 |
| 40J-305.40 | Core Network Deployment - LAHC | $544,700 | $544,700 | | 01/01/2014 |
| 40J-305.42 | Physical Security Systems Deployment - LAHC | $200,000 | $200,000 | | 01/01/2014 |
| 40J-306.00 | Anti-Graffiti Program - Harbor | $191,379 | $191,379 | | 01/01/2014 |
| 40J-307.00 | Warranty Program - Harbor | $477,432 | $477,432 | | 01/01/2014 |
| 40J-308.00 | Whole Building Commissioning - Harbor | $1,053,127 | $1,053,127 | | 01/01/2014 |
| 40J-309.00 | Storm Water Implementation -Harbor | $592,293 | $592,293 | | 01/01/2014 |
| 40J-309.01 | Storm Water Student Services & Science Lateral -Harbor | $35,000 | $35,000 | | 01/01/2014 |
| 40J-309.02 | Harbor Stormwater-Location #1 City Outfall | $210,600 | $210,600 | | 01/01/2014 |
| 40J-309.03 | Harbor Stormwater Location #2 Basin Bioretention | $418,236 | $418,236 | | 01/01/2014 |
| 40J-309.04 | Harbor Stormwater -Pre-Treatment | $494,655 | $494,655 | | 01/01/2014 |
| 40J-309.05 | Harbor Stormwater - Location #3 Area C Bio-Filtration Planters | $373,851 | $373,851 | | 01/01/2014 |

# Districtwide Initiatives
## Sub-Project/Building Level Budget Transfer Log (2014 thru 2017 Rebaseline)

| Proj Ref | Project/Building Name | Established Budget | Current Budget | Variance | Approved Date |
|---|---|---|---|---|---|
| 40J-312.00 | Energy Efficiency / Utility Infrastructure - Harbor | $1,704,142 | $1,704,142 | | 01/01/2014 |
| 40J-313.01 | Door Locks and Access Control - Harbor | $1,162,409 | $1,162,409 | | 01/01/2014 |
| 40J-313.03 | Overhead Paging and Mass Notification - Harbor | $225,000 | $225,000 | | 01/01/2014 |
| 40J-401.02 | M & DR - Mission | $1,041,090 | $1,041,090 | | 01/01/2014 |
| 40J-401.03 | Renewable Energy - Mission | $3,898,470 | $3,898,470 | | 01/01/2014 |
| 40J-402.00 | Transportation and Accessibility Improvements - Mission | $1,270,153 | $1,270,153 | | 01/01/2014 |
| 40J-402.01 | Mission - Trans and Accessibility Parking & RWGPL | $1,442,605 | $1,442,605 | | 01/01/2014 |
| 40J-402.02 | Mission - Transportation and Accessibility Improvements - Parkir | $578,673 | $578,673 | | 01/01/2014 |
| 40J-402.03 | Mission - Transportation and Accessibility Improvements - IA Bui | $1,707,891 | $1,707,891 | | 01/01/2014 |
| 40J-402.04 | Mission - Transportation and Accessibility Improvements - Culina | $240,437 | $240,437 | | 01/01/2014 |
| 40J-402.05 | Mission - Transportation and Accessibility Improvements - Child | $669,619 | $669,619 | | 01/01/2014 |
| 40J-402.06 | Mission - Transportation and Accessibility Improvements - Camp | $363,504 | $363,504 | | 01/01/2014 |
| 40J-402.07 | Mission - Transportation and Accessibility Improvements - Cente | $878,615 | $878,615 | | 01/01/2014 |
| 40J-402.08 | Mission - Transportation and Accessibility Improvements - Healtl | $519,102 | $519,102 | | 01/01/2014 |
| 40J-405.00 | Technology - Mission | $856,785 | $856,785 | | 01/01/2014 |
| 40J-405.32 | IT Program Management - Mission | $2,128 | $2,128 | | 01/01/2014 |

# Districtwide Initiatives
## Sub-Project/Building Level Budget Transfer Log (2014 thru 2017 Rebaseline)

| Proj Ref | Project/Building Name | Established Budget | Current Budget | Variance | Approved Date |
|---|---|---|---|---|---|
| 40J-405.40 | Core Network Deployment - LAMC | $544,050 | $544,050 | | 01/01/2014 |
| 40J-405.42 | Physical Security Systems Deployment - LAMC | $175,000 | $175,000 | | 01/01/2014 |
| 40J-406.00 | Anti-Graffiti Program - Mission | $51,508 | $51,508 | | 01/01/2014 |
| 40J-407.00 | Warranty Program - Mission | $470,606 | $470,606 | | 01/01/2014 |
| 40J-408.00 | Whole Building Commissioning - Mission | $1,538,936 | $1,538,936 | | 01/01/2014 |
| 40J-409.00 | Storm Water Implementation - Mission | $1,318,591 | $1,318,591 | | 01/01/2014 |
| 40J-409.01 | East Campus Storm Water Mitigation | $634,095 | $634,095 | | 01/01/2014 |
| 40J-409.02 | Zone 4 Storm Chamber Retention System | $244,046 | $244,046 | | 01/01/2014 |
| 40J-409.03 | Zone 5 Swale with Gravel Detention Basin | $165,000 | $165,000 | | 01/01/2014 |
| 40J-412.00 | Energy Efficiency / Utility Infrastructure - Mission | $1,151,186 | $1,151,186 | | 01/01/2014 |
| 40J-413.01 | Door Locks and Access Control - Mission | $1,515,700 | $1,515,700 | | 01/01/2014 |
| 40J-413.03 | Overhead Paging and Mass Notification - Mission | $225,000 | $225,000 | | 01/01/2014 |
| 40J-501.02 | M & DR - Pierce | $1,206,395 | $1,206,395 | | 01/01/2014 |
| 40J-501.03 | Pierce - Parking Lot 4 PV / Carport Structure | $5,957,406 | $5,957,406 | | 01/01/2014 |
| 40J-501.04 | Pierce - Parking Lot 6 PV / Carport Structure | $4,443,111 | $4,443,111 | | 01/01/2014 |
| 40J-501.05 | Pierce - Near Net Zero Central Plant at M&O | $8,275,841 | $8,275,841 | | 01/01/2014 |

# Districtwide Initiatives
## Sub-Project/Building Level Budget Transfer Log (2014 thru 2017 Rebaseline)

| Proj Ref | Project/Building Name | Established Budget | Current Budget | Variance | Approved Date |
|---|---|---|---|---|---|
| 40J-501.06 | Pierce - Parking Lot 1 PV / Carport Structure | $219,704 | $219,704 | | 01/01/2014 |
| 40J-501.07 | Pierce - Parking Lot 8 PV / Carport Structure | $278,327 | $278,327 | | 01/01/2014 |
| 40J-502.00 | Transportation and Accessibility Improvements - Pierce | $1,699,079 | $1,699,079 | | 01/01/2014 |
| 40J-502.01 | Pierce - Trans and Accessibility Improvements | $4,960,300 | $4,960,300 | | 01/01/2014 |
| 40J-505.00 | Technology - Pierce | $585,504 | $585,504 | | 01/01/2014 |
| 40J-505.32 | IT Program Management - Pierce | $3,379 | $3,379 | | 01/01/2014 |
| 40J-505.40 | Core Network Deployment - LAPC | $569,950 | $569,950 | | 01/01/2014 |
| 40J-505.42 | Physical Security Systems Deployment - LAPC | $275,000 | $275,000 | | 01/01/2014 |
| 40J-506.00 | Anti-Graffiti Program - Pierce | $107,258 | $107,258 | | 01/01/2014 |
| 40J-507.00 | Warranty Program - Pierce | $747,746 | $747,746 | | 01/01/2014 |
| 40J-508.00 | Whole Building Commissioning - Pierce | $1,649,047 | $1,649,047 | | 01/01/2014 |
| 40J-509.00 | Storm Water Implementation - Pierce | $759,804 | $759,804 | | 01/01/2014 |
| 40J-509.01 | Pierce Storm water | $3,413,997 | $3,413,997 | | 01/01/2014 |
| 40J-512.00 | Energy Efficiency / Utility Infrastructure - Pierce | $2,111,393 | $2,111,393 | | 01/01/2014 |
| 40J-513.01 | Door Locks and Access Control - Pierce | $921,772 | $921,772 | | 01/01/2014 |
| 40J-513.03 | Overhead Paging and Mass Notification - Pierce | $225,000 | $225,000 | | 01/01/2014 |
| 40J-601.01 | ** Not used ** - Southwest | $0 | $0 | | 01/01/2014 |

# Districtwide Initiatives
## Sub-Project/Building Level Budget Transfer Log (2014 thru 2017 Rebaseline)

| Proj Ref | Project/Building Name | Established Budget | Current Budget | Variance | Approved Date |
|---|---|---|---|---|---|
| 40J-601.02 | M & DR - Southwest | $1,115,531 | $1,115,531 | | 01/01/2014 |
| 40J-601.03 | Southwest - Parking Lot 1 / Carport Structure | $5,300,683 | $5,300,683 | | 01/01/2014 |
| 40J-601.04 | Southwest - Parking Lot 1 / Infrastructure | $484,526 | $484,526 | | 01/01/2014 |
| 40J-601.05 | Southwest - Parking Lot 3 / Infrastructure | $2,391,933 | $2,391,933 | | 01/01/2014 |
| 40J-602.00 | Transportation and Accessibility Improvements - Southwest | $1,479,178 | $1,479,178 | | 01/01/2014 |
| 40J-602.01 | Southwest - Trans and Accessibility Improvements | $934,678 | $934,678 | | 01/01/2014 |
| 40J-602.02 | Southwest TAI - Campus Sidewalks | $688,755 | $688,755 | | 01/01/2014 |
| 40J-605.00 | Technology - Southwest | $628,921 | $628,921 | | 01/01/2014 |
| 40J-605.32 | IT Program Management - Southwest | $2,132 | $2,132 | | 01/01/2014 |
| 40J-605.40 | Core Network Deployment - LASC | $544,150 | $544,150 | | 01/01/2014 |
| 40J-605.42 | Physical Security Systems Deployment - LASC | $175,000 | $175,000 | | 01/01/2014 |
| 40J-606.00 | Anti-Graffiti Program - Southwest | $134,406 | $134,406 | | 01/01/2014 |
| 40J-607.00 | Warranty Program - Southwest | $471,743 | $471,743 | | 01/01/2014 |
| 40J-608.00 | Whole Building Commissioning - Southwest | $1,040,458 | $1,040,458 | | 01/01/2014 |
| 40J-609.00 | Storm Water Implementation - Southwest | $686,332 | $686,332 | | 01/01/2014 |
| 40J-609.01 | Storm Water Campus Wide Collection System-Southwest | $1,016,570 | $1,016,570 | | 01/01/2014 |

# Districtwide Initiatives
## Sub-Project/Building Level Budget Transfer Log (2014 thru 2017 Rebaseline)

| Proj Ref | Project/Building Name | Established Budget | Current Budget | Variance | Approved Date |
|---|---|---|---|---|---|
| 40J-609.02 | Storm Water Pony Wall - Southwest | $500,000 | $500,000 | | 01/01/2014 |
| 40J-612.00 | Energy Efficiency / Utility Infrastructure - Southwest | $1,431,035 | $1,431,035 | | 01/01/2014 |
| 40J-613.01 | Door Locks and Access Control - Southwest | $799,552 | $799,552 | | 01/01/2014 |
| 40J-613.03 | Overhead Paging and Mass Notification - Southwest | $225,000 | $225,000 | | 01/01/2014 |
| 40J-701.02 | M & DR - Trade | $738,944 | $738,944 | | 01/01/2014 |
| 40J-701.03 | Trade - Building "F" PV | $7,106,620 | $7,106,620 | | 01/01/2014 |
| 40J-701.04 | Trade - Demand Side Management (DSM) | $1,175,316 | $1,175,316 | | 01/01/2014 |
| 40J-701.05 | Trade- East Parking Structure Addittional PV | $1,040,390 | $1,040,390 | | 01/01/2014 |
| 40J-701.06 | Culinary Building Solar PV | $2,806,022 | $2,806,022 | | 01/01/2014 |
| 40J-702.00 | Transportation and Accessibility Improvements - Trade | $1,723,969 | $1,723,969 | | 01/01/2014 |
| 40J-702.01 | Trade - Trans and Accessibility Improvements | $7,792,942 | $7,792,942 | | 01/01/2014 |
| 40J-705.00 | Technology - Trade | $681,636 | $681,636 | | 01/01/2014 |
| 40J-705.32 | IT Program Management - Trade | $3,021 | $3,021 | | 01/01/2014 |
| 40J-705.40 | Core Network Deployment - LATTC | $562,550 | $562,550 | | 01/01/2014 |
| 40J-705.42 | Physical Security Systems Deployment - LATTC | $300,000 | $300,000 | | 01/01/2014 |
| 40J-706.00 | Anti-Graffiti Program - Trade | $162,046 | $162,046 | | 01/01/2014 |

# Districtwide Initiatives
## Sub-Project/Building Level Budget Transfer Log (2014 thru 2017 Rebaseline)

| Proj Ref | Project/Building Name | Established Budget | Current Budget | Variance | Approved Date |
|---|---|---|---|---|---|
| 40J-707.00 | Warranty Program - Trade | $1,109,921 | $1,109,921 | | 01/01/2014 |
| 40J-708.00 | Whole Building Commissioning - Trade | $1,473,984 | $1,473,984 | | 01/01/2014 |
| 40J-709.00 | Storm Water Implementation - Trade | $649,408 | $649,408 | | 01/01/2014 |
| 40J-709.01 | Storm Water-North Quad & Grand Ave | $3,185,000 | $3,185,000 | | 01/01/2014 |
| 40J-712.00 | Energy Efficiency / Utility Infrastructure - Trade | $1,356,465 | $1,356,465 | | 01/01/2014 |
| 40J-713.01 | Door Locks and Access Control - Trade | $3,034,307 | $3,034,307 | | 01/01/2014 |
| 40J-713.03 | Overhead Paging and Mass Notification - Trade | $225,000 | $225,000 | | 01/01/2014 |
| 40J-801.02 | M & DR - Valley | $1,230,479 | $1,230,479 | | 01/01/2014 |
| 40J-801.03 | Valley - Parking Lot C / Carport Structure | $550,611 | $550,611 | | 01/01/2014 |
| 40J-801.04 | Valley - Parking Lot D / Carport Structure | $5,374,616 | $5,374,616 | | 01/01/2014 |
| 40J-801.05 | Valley - M&O Parking Lot | $1,339,581 | $1,339,581 | | 01/01/2014 |
| 40J-802.00 | Transportation and Accessibility Improvements - Valley | $1,996,854 | $1,996,854 | | 01/01/2014 |
| 40J-802.01 | Valley - Trans and Accessibility Improvements | $6,692,656 | $6,692,656 | | 01/01/2014 |
| 40J-802.02 | Valley - Campus-Wide-TAI | $1,137,302 | $1,137,302 | | 01/01/2014 |
| 40J-802.03 | Valley - Planetarium Building-TAI | $260,463 | $260,463 | | 01/01/2014 |
| 40J-802.04 | Valley - Music Building-TAI | $202,389 | $202,389 | | 01/01/2014 |
| 40J-805.00 | Technology - Valley | $666,614 | $666,614 | | 01/01/2014 |

# Districtwide Initiatives
## Sub-Project/Building Level Budget Transfer Log (2014 thru 2017 Rebaseline)

| Proj Ref | Project/Building Name | Established Budget | Current Budget | Variance | Approved Date |
|---|---|---|---|---|---|
| 40J-805.32 | IT Program Management - Valley | $2,917 | $2,917 | | 01/01/2014 |
| 40J-805.40 | Core Network Deployment - LAVC | $4,310,400 | $4,310,400 | | 01/01/2014 |
| 40J-805.42 | Physical Security Systems Deployment - LAVC | $250,000 | $250,000 | | 01/01/2014 |
| 40J-806.00 | Anti-Graffiti Program - Valley | $70,621 | $70,621 | | 01/01/2014 |
| 40J-807.00 | Warranty Program - Valley | $645,298 | $645,298 | | 01/01/2014 |
| 40J-808.00 | Whole Building Commissioning - Valley | $1,423,263 | $1,423,263 | | 01/01/2014 |
| 40J-809.00 | Storm Water Implementation - Valley | $2,686,003 | $2,686,003 | | 01/01/2014 |
| 40J-812.00 | Energy Efficiency / Utility Infrastructure - Valley | $1,895,898 | $1,895,898 | | 01/01/2014 |
| 40J-813.01 | Door Locks and Access Control - Valley | $2,077,002 | $2,077,002 | | 01/01/2014 |
| 40J-813.03 | Overhead Paging and Mass Notification - Valley | $225,000 | $225,000 | | 01/01/2014 |
| 40J-901.02 | M & DR - West | $1,106,774 | $1,106,774 | | 01/01/2014 |
| 40J-901.03 | West - Parking Lot 7 PV | $4,914,552 | $4,914,552 | | 01/01/2014 |
| 40J-901.04 | West - Energy Efficiency Project | $250,930 | $250,930 | | 01/01/2014 |
| 40J-902.00 | Transportation and Accessibility Improvements - West | $1,051,031 | $1,051,031 | | 01/01/2014 |
| 40J-902.01 | West - Trans and Accessibility Improvements | $7,134,826 | $7,134,826 | | 01/01/2014 |
| 40J-905.00 | Technology - West | $953,947 | $953,947 | | 01/01/2014 |

# Districtwide Initiatives
## Sub-Project/Building Level Budget Transfer Log (2014 thru 2017 Rebaseline)

| Proj Ref | Project/Building Name | Established Budget | Current Budget | Variance | Approved Date |
|---|---|---|---|---|---|
| 40J-905.32 | IT Program Management - West | $2,120 | $2,120 | | 01/01/2014 |
| 40J-905.40 | Core Network Deployment - WLAC | $543,900 | $543,900 | | 01/01/2014 |
| 40J-905.42 | Physical Security Systems Deployment - WLAC | $200,000 | $200,000 | | 01/01/2014 |
| 40J-906.00 | Anti-Graffiti Program - West | $80,009 | $80,009 | | 01/01/2014 |
| 40J-907.00 | Warranty Program - West | $468,899 | $468,899 | | 01/01/2014 |
| 40J-908.00 | Whole Building Commissioning - West | $1,034,315 | $1,034,315 | | 01/01/2014 |
| 40J-909.00 | Storm Water Implementation - West | $770,833 | $770,833 | | 01/01/2014 |
| 40J-909.01 | Storm Water Catch Basin Inserts Project# 6 - West | $25,000 | $25,000 | | 01/01/2014 |
| 40J-909.02 | Storm Water Project #2,#3, #4  Storm Water Infiltration | $2,370,462 | $2,370,462 | | 01/01/2014 |
| 40J-912.00 | Energy Efficiency / Utility Infrastructure - West | $1,558,556 | $1,558,556 | | 01/01/2014 |
| 40J-913.01 | Door Locks and Access Control - West | $1,472,555 | $1,472,555 | | 01/01/2014 |
| 40J-913.03 | Overhead Paging and Mass Notification - West | $225,000 | $225,000 | | 01/01/2014 |
| 40J-D01.03 | DESA - Precheck Design | $1,943,875 | $1,943,875 | | 01/01/2014 |
| 40J-D01.04 | DESA - City Deferred Projects | $1,056,952 | $1,056,952 | | 01/01/2014 |
| 40J-D01.05 | DESA - East Deferred Projects | $724,111 | $724,111 | | 01/01/2014 |
| 40J-D01.06 | DESA - Pierce Deferred Projects | $232,775 | $232,775 | | 01/01/2014 |

# Districtwide Initiatives
## Sub-Project/Building Level Budget Transfer Log (2014 thru 2017 Rebaseline)

| Proj Ref | Project/Building Name | Established Budget | Current Budget | Variance | Approved Date |
|---|---|---|---|---|---|
| 40J-D01.07 | DESA - Southwest Deferred Projects | $607,887 | $607,887 | | 01/01/2014 |
| 40J-D01.08 | DESA - Trade Deferred Projects | $1,499,082 | $1,499,082 | | 01/01/2014 |
| 40J-D01.09 | DESA - Valley Deferred Projects | $45,683 | $45,683 | | 01/01/2014 |
| 40J-D01.10 | DESA - West Deferred Projects | $183,801 | $183,801 | | 01/01/2014 |
| 40J-D01.11 | DESA - VDK Deferred Projects | $292,868 | $292,868 | | 01/01/2014 |
| 40J-D01.12 | DESA - Urban Wind Deferred Projects | $130,514 | $130,514 | | 01/01/2014 |
| 40J-D01.13 | 770 HQ - District HQ DSM Project | $20,079 | $20,079 | | 01/01/2014 |
| 40J-D02.00 | Transportation and Accessibility Improvements- 770 HQ | $45,787 | $45,787 | | 01/01/2014 |
| 40J-D05.00 | Technology - 770 Building | $919,006 | $919,006 | | 01/01/2014 |
| 40J-D05.40 | Core Network Deployment - District HQ | $5,750,000 | $5,750,000 | | 01/01/2014 |
| 40J-D05.42 | Physical Security Systems Deployment - District HQ | $125,000 | $125,000 | | 01/01/2014 |
| 40J-D13.01 | Door Locks and Access Control - District HQ | $250,000 | $250,000 | | 01/01/2014 |
| 40J-D13.03 | Overhead Paging and Mass Notification - District HQ | $80,000 | $80,000 | | 01/01/2014 |
| 40J-G01.02 | M & DR - Southgate | $5,243 | $5,243 | | 01/01/2014 |
| 40J-G01.03 | Renewable Energy - Southgate | $1,823,155 | $1,823,155 | | 01/01/2014 |
| 40J-G02.00 | Transportation and Accessibility Improvements - Southgate | $89,500 | $89,500 | | 01/01/2014 |
| 40J-G02.01 | SouthGate - Trans and Accessibility Improvements | $12,226 | $12,226 | | 01/01/2014 |

# Districtwide Initiatives
## Sub-Project/Building Level Budget Transfer Log (2014 thru 2017 Rebaseline)

| Proj Ref | Project/Building Name | Established Budget | Current Budget | Variance | Approved Date |
|---|---|---|---|---|---|
| 40J-G05.00 | Technology - Southgate | $6,717 | $6,717 | | 01/01/2014 |
| 40J-G06.00 | Anti-Graffiti Program - South Gate | $35,807 | $35,807 | | 01/01/2014 |
| 40J-G07.00 | Warranty Program - South Gate | $326,686 | $326,686 | | 01/01/2014 |
| 40J-G08.00 | Whole Building Commissioning - Southgate | $485,988 | $485,988 | | 01/01/2014 |
| 40J-G09.00 | Storm Water Implementation - Southgate | $5,953 | $5,953 | | 01/01/2014 |
| 40J-G13.03 | Overhead Paging and Mass Notification - South Gate | $80,000 | $80,000 | | 01/01/2014 |
| 40J-J01.00 | Energy | $4,104,371 | $4,104,371 | | 01/01/2014 |
| 40J-J02.00 | Transportation and Accessibility Improvements - Owner's Reserv | $10,812,946 | $10,812,946 | | 01/01/2014 |
| 40J-J05.01 | SIS Consulting Services | $2,604,700 | $2,604,700 | | 01/01/2014 |
| 40J-J05.02 | SIS Product | $12,040,000 | $12,040,000 | | 01/01/2014 |
| 40J-J05.02.0 | SIS Implementation | $19,000,000 | $19,000,000 | | 01/01/2014 |
| 40J-J05.02.0 | SIS- Hardware | $4,000,000 | $4,000,000 | | 01/01/2014 |
| 40J-J05.03 | Connect LACCD Network | $27,500,000 | $27,500,000 | | 01/01/2014 |
| 40J-J05.04 | Local Area Network Pathway & Fiber At LACCD Locations | $2,000,000 | $2,000,000 | | 01/01/2014 |
| 40J-J05.05 | E-Discovery and Remote Access | $318,964 | $318,964 | | 01/01/2014 |
| 40J-J05.06 | Network Security and Management | $1,581,327 | $1,581,327 | | 01/01/2014 |

# Districtwide Initiatives
## Sub-Project/Building Level Budget Transfer Log (2014 thru 2017 Rebaseline)

| Proj Ref | Project/Building Name | Established Budget | Current Budget | Variance | Approved Date |
|---|---|---|---|---|---|
| 40J-J05.07 | SIS Server Virtualization and Data Storage | $3,000,000 | $3,000,000 | | 01/01/2014 |
| 40J-J05.08 | Identity Management | $1,500,000 | $1,500,000 | | 01/01/2014 |
| 40J-J05.09 | SIS Enterprise Data Storage | $900,000 | $900,000 | | 01/01/2014 |
| 40J-J05.10 | Group Messaging/ Portal/ Student email | $1,750,000 | $1,750,000 | | 01/01/2014 |
| 40J-J05.11 | Interactive Mapping and Signage | $10,000 | $10,000 | | 01/01/2014 |
| 40J-J05.12 | SIS Training (technology related) | $4,325,000 | $4,325,000 | | 01/01/2014 |
| 40J-J05.13 | Enterprise Smart Classroom Support | $10,000 | $10,000 | | 01/01/2014 |
| 40J-J05.14 | One card System (Physical Security) and Monitoring | $6,000,000 | $6,000,000 | | 01/01/2014 |
| 40J-J05.15 | Video Conferencing | $450,001 | $450,001 | | 01/01/2014 |
| 40J-J05.16 | Green Data Center | $4,000,000 | $4,000,000 | | 01/01/2014 |
| 40J-J05.16.0 | District Data Center- Second Floor | $2,000,000 | $2,000,000 | | 01/01/2014 |
| 40J-J05.17 | VOIP Interconnect | $750,000 | $750,000 | | 01/01/2014 |
| 40J-J05.18 | Facility Management (CMMS) and Building Management interfac | $6,000,000 | $6,000,000 | | 01/01/2014 |
| 40J-J05.19 | Enterprise Help Desk/ Knowledge Management | $400,000 | $400,000 | | 01/01/2014 |
| 40J-J05.20 | SIS Standards, Process Mapping and Program Strategy/ Manag | $8,731,964 | $8,731,964 | | 01/01/2014 |
| 40J-J05.21 | Virtualization and Data Storage | $3,500,000 | $3,500,000 | | 01/01/2014 |

# Districtwide Initiatives
## Sub-Project/Building Level Budget Transfer Log (2014 thru 2017 Rebaseline)

| Proj Ref | Project/Building Name | Established Budget | Current Budget | Variance | Approved Date |
|---|---|---|---|---|---|
| 40J-J05.23 | Enterprise Data Storage | $1,100,000 | $1,100,000 | | 01/01/2014 |
| 40J-J05.24 | Training (technology related) | $1,875,000 | $1,875,000 | | 01/01/2014 |
| 40J-J05.26 | Distance Education Collaboration | $10,000 | $10,000 | | 01/01/2014 |
| 40J-J05.27 | Media Lab Enhancement | $10,000 | $10,000 | | 01/01/2014 |
| 40J-J05.28 | Campus Broadband Wireless | $3,000,000 | $3,000,000 | | 01/01/2014 |
| 40J-J05.30 | Disaster Preparedness | $1,200,000 | $1,200,000 | | 01/01/2014 |
| 40J-J05.40 | Core Network Deployment | $500,000 | $500,000 | | 01/01/2014 |
| 40J-J07.00 | Warranty Program | $3,978,797 | $3,978,797 | | 01/01/2014 |
| 40J-J08.00 | Whole Building Commissioning | $0 | $0 | | 01/01/2014 |
| 40J-J09.00 | Storm Water Implementation | $5,417,442 | $5,417,442 | | 01/01/2014 |
| 40J-J12.00 | Energy Efficiency / Utility Infrastructure | $250,000 | $250,000 | | 01/01/2014 |
| 40J-J13.00 | Districtwide Physical Security | $4,000,000 | $4,000,000 | | 01/01/2014 |
| 40J-J13.03 | Overhead Paging and Mass Notification | $735,000 | $735,000 | | 01/01/2014 |
| 40J-J13.04 | Districtwide Security Center | $400,000 | $400,000 | | 01/01/2014 |
| 40J-N01.02 | M & DR - Northeast | $107,590 | $107,590 | | 01/01/2014 |
| 40J-N01.03 | VDK - Parking Lot PV / Carport Structure | $2,743,477 | $2,743,477 | | 01/01/2014 |
| 40J-N01.04 | VDK - VDK - Urban Wind Project | $44,268 | $44,268 | | 01/01/2014 |

# Districtwide Initiatives
## Sub-Project/Building Level Budget Transfer Log (2014 thru 2017 Rebaseline)

| Proj Ref | Project/Building Name | Established Budget | Current Budget | Variance | Approved Date |
|---|---|---|---|---|---|
| 40J-N02.00 | Transportation and Accessibility Improvements - Northeast | $1,478 | $1,478 | | 01/01/2014 |
| 40J-N05.00 | Technology - Northeast | $384 | $384 | | 01/01/2014 |
| 40J-N07.00 | Warranty Program - Northeast | $19,548 | $19,548 | | 01/01/2014 |
| 40J-N08.00 | Whole Building Commissioning - Northeast | $14,085 | $14,085 | | 01/01/2014 |
| 40J-N09.00 | Storm Water Implementation - Northeast | $275 | $275 | | 01/01/2014 |
| 40J-N13.01 | Door Locks and Access Control - Northeast | $250,000 | $250,000 | | 01/01/2014 |
| 40J-N13.03 | Overhead Paging and Mass Notification - Northeast | $80,000 | $80,000 | | 01/01/2014 |
| 40J-N13.04 | Districtwide Security Center - Northeast | $2,600,000 | $2,600,000 | | 01/01/2014 |

Report Period: January 2019

# Los Angeles City College

## College Budget Changes/Adjustments Overview

The following budget changes that impact the college funding level are approved by or coordinated with the district; as a result of a reconciliation, analysis, or receipt of additional funds (i.e.: settlements, grants, rebates etc.).

| Description | Amount |
|---|---|
| Fund Total (July 2016 Dashboard) | $ 568,440,910 |
| Add/Drawdown Net | $ 89,197,676 |
| Available Funds | $ 657,638,586 |

| Date | Description | Add'd Funds Amt | Drawdown Amt |
|---|---|---|---|
| 06/29/2017 | This budget transfer is to move Bond Program Reserve funds to the Program Reserve 2017 Release Holding Account at Los Angeles City College per approved Memo to the Chancellor dated 05/05/2017 (attached). | $402,325.98 | |
| 06/29/2017 | This budget transfer is to move Bond Program Reserve funds to the Program Reserve 2017 Release Holding Account at Los Angeles City College per approved Memo to the Chancellor dated 05/05/2017 (attached). | $16,175,817.76 | |
| 09/28/2018 | 01C-106.01 Cesar Chavez - Admin Building Demolition Project - Project budget establishment per fully executed Measure CC funding request white paper dated 6/26/2018. Please see attached documents for further reference. | $5,650,530.56 | |
| 09/28/2018 | 01C-106.02 Cesar Chavez - Admin Building New Construction Project - Project budget establishment per fully executed Measure CC funding request white paper dated 6/26/2018. Please see attached documents for further reference. | $66,949,469.44 | |
| 01/09/2019 | Budget Increase to record the solar/rebate check related to Physical Plant. Check from Center for Sustainable Energy (#5998) | $19,532.00 | |

Report Period: January 2019

# Los Angeles East College

## College Budget Changes/Adjustments Overview

The following budget changes that impact the college funding level are approved by or coordinated with the district; as a result of a reconciliation, analysis, or receipt of additional funds (i.e.: settlements, grants, rebates etc.).

During the re-baseline, completed in January 2017, multiple subjects provided a reduction in budget equivalent to $1,047,896 and transferred the funding to the 40J Multi Campus Transportation project via an approved budget transfer.

| Description | Amount |
|---|---|
| Fund Total (July 2016 Dashboard) | $ 664,822,379 |
| Add/Drawdown Net | $ 93,639,940 |
| Available Funds | $ 758,462,319 |

| Date | Description | Add'd Funds Amt | Drawdown Amt |
|---|---|---|---|
| 01/20/2017 | Rebaseline budget transfer to 40J Multi Campus Transportation project. | | $1,047,896.00 |
| 02/21/2017 | Return unused State fund on Capital Outlay back to the District - see attached email dated 2/20/2017 | | $39,169.75 |
| 03/09/2017 | Per PMO's request (attached email dated 3/9/2017), prepare a one-sided budget transfer to remove PMO's BT #ELAC-SCE. The "Savings by Design" program payment from SCE was processed as a increase in ELAC Budget (BT #ELAC-SCE) but rather, PMO stated, the process should be a credit against the expenditure thus, ELAC is instructed to reverse the budget transfer #ELAC-SCE and PMO will prepare a JE to decrease the expenditure. | | $7,957.00 |
| 03/13/2017 | Per PMO's request (attached email 3/9/2017), prepare a one-sided budget transfer to remove PMO's BT #ELAC-SCE. The "Savings by Design" program payment from SCE was processed as a increase in ELAC Budget (BT #ELAC-SCE) but rather, PMO stated, the process should be a credit against the expenditure thus, ELAC is instructed to reverse the budget transfer #ELAC-SCE and PMO will prepare a JE to decrease the expenditure. | | $26,147.04 |
| 05/25/2017 | This is a one-sided budget increase to the "Other" fund source per the direction of the District for the construction of the building sign. This will be paid for by the District, not the bond. | $145,841.00 | |
| 06/28/2017 | This budget transfer is to move Bond Program Reserve funds to the Program Reserve 2017 Release Holding Account at East Los Angeles College per approved Memo to the Chancellor dated 05/05/2017 (attached). | $19,403,941.37 | |
| 11/20/2017 | This is an additional one-sided budget increase to the "Other" fund source per District's Approval dated 8/23/17 (see back-up documentation attached for details). This will be paid for by the District, not the bond. | $20,000.00 | |
| 04/04/2018 | One sided budget establishment for the renaming of the "Technology Building" to "Vicky Chang Technology Building" approved by the BOT on 6/7/2018. | $148,957.50 | |

BuildLACCD

Report Period: January 2019

| Date | Description | Add'd Funds Amt | Drawdown Amt |
|---|---|---|---|
| 04/27/2018 | Budget Establishment - Measure CC funds as per approved project initiation packet dated 3/2/2018 for the Equipment Expansion for Central Plant project | $9,856,059.00 | |
| 04/27/2018 | Budget Establishment - Measure CC funding as per approved project initiation packet dated 3/2/2018, in order to build a Public Service Building. | $27,975,000.00 | |
| 04/27/2018 | Budget Establishment - Measure CC funding as per approved project initiation packet dated 3/2/2018, in order to build a New Nursing and Allied Health Facility. | $36,928,000.00 | |
| 10/18/2018 | 02E-223-02 Decrease "Other" fund in the amount of $131,972.59 to correct SCE Rebate per PMO's Request. According to PMO, $131,975.59 rebate belongs to Pierce and was incorrectly credited to ELAC. The one-sided transfer from 7270-150-00 is needed in order to reconcile "other" funds. | | $131,972.59 |
| 12/11/2018 | One-sided SMP Budget increase per reconciliation with the District. | $195,374.00 | |
| 12/11/2018 | Changes - Project finalized, reducing district funds available | | $12,458.91 |
| 12/13/2018 | One-sided SMP Budget increase per reconciliation with the District. | $77,032.00 | |
| 01/02/2019 | One-sided Budget change to remove SMP budget surplus in the total amount of $43,823.91 per the reconciliation with the District. | | $43,823.91 |
| 01/29/2019 | Budget increase under SMP funds 7220-100-00 in the amount of $199,160.00, as per reconciliation with the District | $199,160.00 | |

Report Period: January 2019

# Los Angeles Harbor College

## College Budget Changes/Adjustments Overview

The following budget changes that impact the college funding level are approved by or coordinated with the district; as a result of a reconciliation, analysis, or receipt of additional funds (i.e.: settlements, grants, rebates etc.).

| Description | Amount |
|---|---|
| Fund Total (July 2016 Dashboard) | $ 450,736,780 |
| Add/Drawdown Net | $ 87,309,538 |
| Available Funds | $ 538,046,318 |

| Date | Description | Add'd Funds Amt | Drawdown Amt |
|---|---|---|---|
| 02/10/2017 | Budget transfer to reduce State funding construction bucket by $325,000 to match the Capital Outlay allotment. | | $325,000.00 |
| 05/18/2017 | This budget transfer is to allocate additional Prop A funds from the LACCD Bond Program Reserve to Los Angeles Harbor College to cover the current shortfall under PE Wellness Center and Technology Instruction and Classroom Building Projects due to the pushed down of historical journal entries which the college wasn't able to mitigate. These journal entries were identified by the District during the District Bond Reconciliation with Build-LACCD and were booked during FY2016. | $428,000.00 | |
| 06/01/2017 | This budget transfer is to allocate additional Prop A funds from the LACCD Bond Program Reserve to Los Angeles Harbor College to cover the current shortfall under PE Wellness Center and Technology Instruction and Classroom Building Projects due to the pushed down of historical journal entries which the college wasn't able to mitigate. These journal entries were identified by the District during the District Bond Reconciliation with Build-LACCD and were booked during FY2016. | $294,186.00 | |
| 06/01/2017 | This budget transfer is to allocate additional Prop A funds from the LACCD Bond Program Reserve to Los Angeles Harbor College to cover the current shortfall under PE Wellness Center and Technology Instruction and Classroom Building Projects due to the pushed down of historical journal entries which the college wasn't able to mitigate. These journal entries were identified by the District during the District Bond Reconciliation with Build-LACCD and were booked during FY2016. | $318,814.00 | |
| 06/28/2017 | This budget transfer is to move Bond Program Reserve funds to the Program Reserve 2017 Release Holding Account at Los Angeles Harbor College per approved Memo to the Chancellor dated 05/05/2017 (attached). | $12,274,376.36 | |
| 04/27/2018 | 03H-335.03 Demolition of General Classroom Bldg. - Project Budget Establishment per the fully executed Measure CC funding request white paper. Please see attached documents for further reference. | $958,164.48 | |
| 04/27/2018 | 3H-329.02 Demolition of Old Administration - Project Budget Establishment per the fully executed Measure CC funding request white paper. Please see attached documents for further reference. | $1,354,317.45 | |

Report Period: January 2019

| Date | Description | Add'd Funds Amt | Drawdown Amt |
|---|---|---|---|
| 04/27/2018 | 03H-350.18 GC/Nursing/DSPS - Landscape/Hardscape - Project Budget Establishment per the fully executed Measure CC funding request white paper. Please see attached documents for further reference. | $2,543,335.25 | |
| 04/27/2018 | 03H-335.04 Demolition of Special Program & SVCS (DSPS) - Project Budget Establishment per the fully executed Measure CC funding request white paper. Please see attached documents for further reference. | $52,132.28 | |
| 05/29/2018 | 03H-306.00 Southeast Hall - Project Budget Establishment per the fully executed Measure CC funding request white paper. Please see attached documents for further reference. | $67,874,902.47 | |
| 05/31/2018 | 03H-328.01 Demolition of Nursing Building - Project Budget Establishment per the fully executed Measure CC funding request white paper. Please see attached documents for further reference. | $1,536,310.04 | |

Report Period: January 2019

# Los Angeles Mission College

## College Budget Changes/Adjustments Overview

The following budget changes that impact the college funding level are approved by or coordinated with the district; as a result of a reconciliation, analysis, or receipt of additional funds (i.e.: settlements, grants, rebates etc.).

| Description | Amount |
|---|---|
| Fund Total (July 2016 Dashboard) | $ 445,513,012 |
| Add/Drawdown Net | $ 81,272,335 |
| Available Funds | $ 526,785,347 |

| Date | Description | Add'd Funds Amt | Drawdown Amt |
|---|---|---|---|
| 10/26/2016 | This budget transfer is needed to reconcile the state funding for Media Arts Center. The state budget was originally allocated to Measure J in the amount of $10,340,000. While reconciling the state funding for Media Arts, it was determined the state budget should have been $10,339,000. This request will reduce the overall budget by $1,000 to come in line with the not to exceed budget of $10,339,000. | | $ 1,000.00 |
| 03/17/2017 | Reallocation - Budget transfer to adjust the Grant funding for project#04M-473.06 (One Sided Budget Transfer to Reduce Remaining State Funds of $31,369.24 from 04M-473.06) | | $31,369.24 |
| 06/27/2017 | This budget transfer is to move Bond Program Reserve funds to the Program Reserve 2017 Release Holding Account at Los Angeles Mission College per approved Memo to the Chancellor dated 05/05/2017 (attached). | $893,512.00 | |
| 06/27/2017 | This budget transfer is to move Bond Program Reserve funds to the Program Reserve 2017 Release Holding Account at Los Angeles Mission College per approved Memo to the Chancellor dated 05/05/2017 (attached). | $5,192,711.62 | |
| 04/13/2018 | Based on the approved project initiation packet for Measure CC funding, which is attached to this request, a new subproject (04M-406.02) has been created to track costs separately from design though the end of construction. This budget request will establish the new "baseline" budget for Student Services Center / Admin Building Phase 2 (04M-406.02). The updated Estimate at Completion (EAC) based on the latest Project Estimate Worksheet (PEW) is $70,842,332. The additional funds of $70,842,332 are needed to help cover future commitments related to design, construction, testing and inspection, commissioning, FF&E, project management, etc. The proposed budget transfer will be requested from the Measure CC Program Wide Holding Account and then allocated to the previously mentioned cost buckets to match the latest Project Estimate Worksheet (PEW). | $70,842,332.00 | |
| 04/13/2018 | Based on the approved project initiation packet for Measure CC funding, which is attached to this request, subproject (04M-406.01) currently has a budget shortfall. The updated Estimate at Completion (EAC) based on the latest Project Estimate Worksheet (PEW) is $1,275,899. The additional funds of $1,275,899 are needed | | |

| Date | Description | Add'd Funds Amt | Drawdown Amt |
|---|---|---|---|
| | to help cover future commitments related to construction, testing and inspection, FF&E, project management, etc. The proposed budget transfer will be requested from the Measure CC Program Wide Holding Account and then allocated to the previously mentioned cost buckets to match the latest Project Estimate Worksheet (PEW). The new budget will be $3,204,858. | $1,275,899.00 | |
| 10/18/2018 | Based on the approved white paper, the entire budget of $3,100,249.50 under 40J-401.04 (Renewable Energy-Mission Energy Infrastructure Improvement) will be reduced and reallocated to the 04M-425 Central Energy Plant project. The Central Energy Plant project (04M-425) has a fuel cell portion that is part of the overall project. 40J-401.04 has been solely allocated as a funding source for the fuel cell portion under construction for the Central Energy Plant project (04M-425). This request will zero out the funds under 40J-401.04 and move these funds to 04M-425 so this can be managed under one project number 04M-425 for capitalization purposes as well as ease of management. | | $3,100,249.50 |

Report Period: January 2019

# Los Angeles Pierce College

## College Budget Changes/Adjustments Overview

The following budget changes that impact the college funding level are approved by or coordinated with the district; as a result of a reconciliation, analysis, or receipt of additional funds (i.e.: settlements, grants, rebates, etc.).

| Description | Amount |
|---|---|
| Fund Total (July 2016 Dashboard) | $625,055,558 |
| Add/Drawdown Net | $ 98,379,856 |
| Available Funds | $ 723,435,414 |

| Date | Description | Add'd Funds Amt | Drawdown Amt |
|---|---|---|---|
| 02/22/2017 | Budget Transfer #941201701 decreased fund from 05P-509-Child Development Center Project per Capital Outlay FF&E Reimbursement Claim. This is a one sided deductive Inter-Budget Transfer in the amount of $-67.58 for the remaining Capital Outlay budget under FF&E for 05P-509-Child Development Center Project per the total amount claimed/reimbursed. The $67.58 balance is no longer available. The new overall project budget for Project 05P-509-Child Development Center will be decreased from $14,025,246.09 to $14,025,178.51. | | $ 67.58 |
| 03/22/2017 | Budget increase to record income from DWP's energy rebate check 700988674, per the District's income JE J-507 FY2011-12 | $3,776,922.28 | |
| 06/21/2027 | The Horticulture Facilities Project has a project claim settlement with J.D. Diffenbaugh, Inc. for design-build Contract 32738. The District received a project claim settlement refund from Safeco Insurance in the amount of $800,000.00. This surety refund is to be reimbursed to Los Angeles Pierce College's bond allocation. This proposed budget change is to record income from project claim settlement refund check #0010023873 ($800,000.00), per the District's income JE J-502 FY2014-05. | $800,000.00 | |
| 06/28/2017 | This budget transfer is to move Bond Program Reserve funds to the Program Reserve 2017 Release Holding Account at Pierce College per approved Memo to the Chancellor dated 05/05/2017 (attached). | $18,601,855.13 | |
| 04/10/2018 | Original budget establishment - Measure CC initial budget establishment to fund 05P-542.04- Temporary Village Restoration (TVR) project per approved Measure CC Project Initiation Packet dated 3/5/18. | $75,000,000.00 | |
| 06/06/2018 | One sided additive Inter-Project Budget Transfer #CHANGES-0043 of non-bond funds to Performing Arts Building Improvements (05P-518.04) project budget from District's General Account to allocate funds for non-bond scope of work in the EAC amount of $201,14 | $201,143.29 | |
| 12/27/2018 | Budget Increase to Record Income from 2018 Lease Rental Payment for LLB Contract 33862 of BBC Check #00238563 | $3.00 | |

Report Period: January 2019

# Los Angeles Southwest College

## College Budget Changes/Adjustments Overview

The following budget changes that impact the college funding level are approved by or coordinated with the district; as a result of a reconciliation, analysis, or receipt of additional funds (i.e.: settlements, grants, rebates etc.).

| Description | Amount |
|---|---|
| Fund Total (July 2016 Dashboard) | $ 405,447,046 |
| Add/Drawdown Net | $ 57,610,916 |
| Available Funds | $ 463,057,962 |

| Date | Description | Add'd Funds Amt | Drawdown Amt |
|---|---|---|---|
| 08/16/2016 | LASC - Capital Outlay Reconciliation - 06S-601.01 Student Services, Education Center<br>Per District's Capital Outlay Reconciliation for 06S-601.01 Student Services, Education Center project - no state funds for design were allotted for this project. Total current state budget for design is $408,890. Budget transfer for $55,516 to be moved from Design to Construction bucket to cover the JE processed to reclassify bond expenditures to state expenditures. Remaining $353,374 from the state design bucket to be reduced. See attached back-up documents for further details. | | $ 353,374.00 |
| 06/29/2017 | This budget transfer is to move Bond Program Reserve funds to the Program Reserve 2017 Release Holding Account at Los Angeles Southwest College per approved Memo to the Chancellor dated 05/05/2017 (attached). | $11,982,986.75 | |
| 04/12/2018 | 06S-602.00 Student Union - Project budget establishment per the fully executed Measure CC funding request white paper. Please see attached documents for further reference. | $37,561,875.00 | |
| 05/31/2018 | 06S-679.10 Campus Wide Utilities Improvements - Project Budget Establishment per the fully executed Measure CC funding request white paper. Please see attached documents for further reference. | $1,504,154.48 | |
| 01/29/2019 | 06S-628.01 Campus Corner Sign Modernization - Project Budget Establishment per the fully executed Measure CC funding request white paper. Please see attached documents for further reference. | $782,693.00 | |
| 01/29/2019 | 06S-628.03 Western Entrance Marquee Sign - Project Budget Establishment per the fully executed Measure CC funding request white paper. Please see attached documents for further reference. | $2,587,040.00 | |
| 01/29/2019 | 06S-628.02 Imperial Entrance Marquee Sign - Project Budget Establishment per the fully executed Measure CC funding request white paper. Please see attached documents for further reference. | $2,587,040.00 | |
| 01/29/2019 | 06S-628.04 Campus Wide Wayfinding Signage - Project Budget Establishment per the fully executed Measure CC funding request white paper. Please see attached documents for further reference. | $958,500.00 | |

Report Period: January 2019

# Los Angeles Trade-Tech College

## College Budget Changes/Adjustments Overview

The following budget changes that impact the college funding level are approved by or coordinated with the district; as a result of a reconciliation, analysis, or receipt of additional funds (i.e.: settlements, grants, rebates etc.).

| Description | Amount |
|---|---|
| Fund Total (July 2016 Dashboard) | $ 582,291,240 |
| Add/Drawdown Net | $ 180,614,544 |
| Available Funds | $ 762,905,784 |

| Date | Description | Add'd Funds Amt | Drawdown Amt |
|---|---|---|---|
| 02/23/2017 | This budget transfer will align the Capital Outlay budget to the allotted amount minus the District paid expenditures in the amount of $169,073.33. The District has concurred that the District paid expenditures will not be JE to the project. Budget transfer is based on District's reconciliation file dated 03/23/2016. | | $ 169,073.33 |
| 02/23/2017 | This budget transfer will align the Capital Outlay budget to the allotted amount minus the District paid expenditures in the amount of $1,407,686.50. The District has concurred that the District paid expenditures $1,230,761.98 will not be JE to the project. Budget transfer is based on District's reconciliation file dated 03/23/2016. | | $1,407.686.50 |
| 04/05/2017 | STATE_ADJ_20170327 - This budget transfer will align the Capital Outlay Budget to the total allotted amount for the Child Development Center. Budget transfer is based on District's reconciliation file dated 03/23/2016. | | $251,822.44 |
| 04/05/2017 | STATE_ADJ_20170327 - This budget transfer will align the Capital Outlay Budget to the total allotted amount for the Child Development Center. Budget transfer is based on District's reconciliation file dated 03/23/2016. | | $7,292.80 |
| 06/29/2017 | This budget transfer is to move Bond Program Reserve funds to the Program Reserve 2017 Release Holding Account at Los Angeles Trade-Tech College per approved Memo to the Chancellor dated 05/05/2017 (attached). | $17,246,224.63 | |
| 02/21/2018 | SMP - Budget decrease per reconciliation meeting with District's Finance Office on 01/19/2018. No SMP budget was allocated for this project. | | $11,200.00 |
| 02/20/2018 | SMP - Budget increase per reconciliation meeting with District's Finance Office on 01/19/2018. Total budget is $ 77,710 with a 50/50 split between SMP and Bond. | $38,855.00 | |
| 03/26/2018 | SMP - Budget transfers to decrease SMP funding or this project. Per reconciliation meetings with District's Finance Office, it was determined that the SMP budget for this project is $115,362. Budget will be split between project 713.07 ($50,366.24) and 713.04 ($64,995.76). Additionally, SMP budget needs to be moved to Prop AA. | | $115,595.00 |

BuildLACCD

Report Period: January 2019

| Date | Description | Add'd Funds Amt | Drawdown Amt |
|---|---|---|---|
| 03/26/2018 | SMP - Budget transfer to adjust SMP budget for this project. Per reconciliation meeting on 01/19/2018 with District's Finance Office, it was determined that the SMP budget for this project is $243,875.00. SMP budget of $243,875 will be split between project 07T-712.03 ($57,990.43) and 07T.712.02 ($185,884.57). | | $54,100.00 |
| 03/26/2018 | SMP - Budget transfer to adjust SMP funding for this project. Per reconciliation meeting on 01/19/2018 with District's Finance Office, it was determined that the budget for this project will be increased to $ 174,065.45. ($109,932.45 from 2006/2007 funding + $64,133 from the cancelled project - Replace Theater Roof 2004/2005 funding). | $52,667.45 | |
| 03/26/2018 | SMP - Budget transfer to decrease SMP budget for this project. Per reconciliation meeting on 01/19/2018 with District's Finance Office, it was determined that the SMP budget for this project is $101,455.85. | | $2,016.15 |
| 03/26/2018 | SMP - Budget transfer to decrease SMP for this project. Per reconciliation meeting with District's Finance Office, it was determined that the SMP budget for this project is $178,397.00. | | $954.00 |
| 03/26/2018 | SMP - Budget transfer to decrease SMP for this project. Per reconciliation meeting with District's Finance Office, it was determined that the SMP budget of $200,000 was not allocated to this project. | | $200,000.00 |
| 03/26/2018 | SMP - Budget transfer to decrease SMP funding for this project. Per reconciliation meeting on 01/19/2018 with District's Finance Office, it was determined that the budget for this project will be decreased to $ 11,465.55 (Part of $121,398 2006/2007 funding). | | $133,891.45 |
| 03/26/2018 | SMP - Budget transfers to decrease SMP funding for this project. Per reconciliation meetings with District's Finance Office, it was determined that the SMP budget for this project is $115,362. Budget will be split between project 713.07 ($50,366.24) and 713.04 ($64,995.76). Additionally, SMP budget needs to be moved to Prop AA. | $115,362.00 | |
| 03/27/2018 | SMP - Budget transfer to adjust SMP budget for this project. Per reconciliation meeting on 01/19/2018 with District's Finance Office, it was determined that the SMP budget for this project is $169,679. Total project budget is $339,359 with a 50/50 split between bond and SMP funds. | | $169,680.00 |
| 03/27/2018 | SMP - Budget transfer to decrease SMP budget for the project. Per reconciliation meeting with District's Finance Office, it was determined that this project was cancelled and the budget will be added to project 07T.711.07 Duct Cleaning. | | $64,476.00 |
| 03/27/2018 | SMP - Budget transfer to decrease SMP budget for this project. Per reconciliation meeting on 01/19/2018 with District's Finance Office, it was determined that the SMP budget for this project is $156,125. Total project budget is $312,250 with a 50/50 split between bond and SMP funds. | | $156,125.00 |
| 03/27/2018 | SMP - Budget transfer to decrease SMP budget for this project. Per reconciliation meetings with District's Finance Office, it was determined that the SMP budget for this project is $24,421. Additionally SMP budget needs to be moved to Prop AA. | | $48,841.00 |
| 03/27/2018 | SMP - Budget transfer to decrease SMP budget for this project. Per reconciliation meetings with District's Finance Office, it was determined that the SMP budget for this project is $24,421. Additionally SMP budget needs to be moved to Prop AA. | $24,421.00 | |

Report Period: January 2019

| Date | Description | Add'd Funds Amt | Drawdown Amt |
|---|---|---|---|
| 05/31/2018 | 07T-714.02 Construction Technology Building - Project budget establishment per fully executed Measure CC funding request white paper dated 02/26/2018. Please see attached documents for further reference | $161,250,040.00 | |
| 06/19/2018 | Changes - Budget transfer to decrease "Other" funding for project 07T.795.00. The original budget was established as a reconciling item and later on transferred to specific | | $11,199.78 |
| 06/20/2018 | 07T-714.05 Demolition of Construction Technology Building B - Project budget establishment per fully executed Measure CC funding request white paper dated 02/26/2018. Please see attached documents for | $4,733,251.00 | |
| 07/20/2018 | SMP- Budget transfer to reduce the SMP funding for this project. Per District's direction, the SMP budget for this project will be reduced by $4.256.00. | | $4,256.00 |
| 07/20/2018 | SMP - Budget transfer to reduce the SMP budget for this project. Per District's direction, the SMP budget for this project will be reduced by $38,068.09. | | $38,068.09 |

Report Period: January 2019

# Los Angeles Valley College

## College Budget Changes/Adjustments Overview

The following budget changes that impact the college funding level are approved by or coordinated with the district; as a result of a reconciliation, analysis, or receipt of additional funds (i.e.: settlements, grants, rebates etc.).

| Description | Amount |
|---|---|
| Fund Total (July 2016 Dashboard) | $ 612,701,586 |
| Add/Drawdown Net | $ 155,731,886 |
| Available Funds | $ 768,433,472 |

| Date | Description | Add'd Funds Amt | Drawdown Amt |
|---|---|---|---|
| 09/27/2016 | Reallocation - PBTF - STATE_ADJ_20160913 | | $ 22,712.84 |
| 01/20/2017 | Reallocation - Budget transfer to cover projects expenses not cover by the FTA Grant Funding. | | $657,500.61 |
| 02/23/2017 | *R*eallocation - Transfer to align project budget with project expenses reimbursed by LAVC Foundation Grant. | | $718,707.75 |
| 06/28/2017 | This budget transfer is to move Bond Program Reserve funds to the Program Reserve 2017 Release Holding Account at Los Angeles Valley College per approved Memo to the Chancellor dated 05/05/2017 (attached). | $18,074,114.63 | |
| 12/20/2018 | 08V-876.12 Demo Behavioral Science Building New Construction Project - Project budget establishment per fully executed Measure CC funding request white paper dated 11/20/18. Please see attached documents for further reference. | $3,410,488.57 | |
| 12/20/2018 | 08V-876.13 Demo Math Science Building New Construction Project - Project budget establishment per fully executed Measure CC funding request white paper dated 11/20/18. Please see attached documents for further reference. | $4,488,208.59 | |
| 12/20/2018 | 08V-876.14 Demo Business Journalism Building New Construction Project - Project budget establishment per fully executed Measure CC funding request white paper dated 11/20/18. Please see attached documents for further reference. | $5,412,984.02 | |
| 12/20/2018 | 08V-876.15 Demo Bungalows 80-85 New Construction Project - Project budget establishment per fully executed Measure CC funding request white paper dated 11/20/18. Please see attached documents for further reference. | $366,573.95 | |
| 12/20/2018 | 08V-876.16 Demo Theater Arts Building New Construction Project - Project budget establishment per fully executed Measure CC funding request white paper dated 11/20/18. Please see attached documents for further reference. | $4,216,748.56 | |
| 12/20/2018 | 08V-876.05 Demo Emergency Services Training Building New Construction Project - Project budget establishment per fully executed Measure CC funding request white paper dated 11/20/18. Please see attached documents for further reference. | $2,434,285.51 | |
| 12/20/2018 | 08V-851.00 Academic Complex 1, Phase 1 New Construction Project - Project budget establishment per fully executed Measure CC funding request white paper dated 11/20/18. Please see attached | | |

| Date | Description | Add'd Funds Amt | Drawdown Amt |
|---|---|---|---|
| | documents for further reference. | $116,512,819.50 | |
| 12/20/2018 | 08V-851.01 Swing Space New Construction Project - Project budget establishment per fully executed Measure CC funding request white paper dated 11/20/18. Please see attached documents for further reference. | $1,437,177.01 | |
| 12/20/2018 | 08V-876.08 Demo Campus Project Team Modular Building New Construction Project- Project budget establishment per fully executed Measure CC funding request white paper dated 11/20/18. Please see attached documents for further reference. | $88,332.59 | |
| 12/20/2018 | 08V-876.07 Demo Admin 1,2,3 Buildings New Construction Project - Project budget establishment per fully executed Measure CC funding request white paper dated 11/20/18. Please see attached documents for further reference. | $322,073.52 | |

Report Period: January 2019

# Los Angeles West College

## College Budget Changes/Adjustments Overview

The following budget changes that impact the college funding level are approved by or coordinated with the district; as a result of a reconciliation, analysis, or receipt of additional funds (i.e.: settlements, grants, rebates etc.).

| Description | Amount |
|---|---|
| Fund Total (July 2016 Dashboard) | $ 399,130,800 |
| Add/Drawdown Net | $ 83,015,096 |
| Available Funds | $ 482,145,986 |

| Date | Description | Add'd Funds Amt | Drawdown Amt |
|---|---|---|---|
| 06/27/2017 | This budget transfer is to move Bond Program Reserve funds to the Program Reserve 2017 Release Holding Account at West Los Angeles College per approved Memo to the Chancellor dated 05/05/2017 (attached). | $9,582,200.74 | |
| 04/12/2018 | Budget Transfer from Program Reserve to 40J Energy Efficiency | | $1,567,104.34 |
| 08/13/2018 | 09W-902.02 Demolition of HLRC - Original Budget Establishment via Measure CC Project Initiation Packet dated 4/25/18 HLRC - Demolition of existing Heldman Learning Resource Center. To accommodate the new HLRC, a multiple-purpose four/five-story building approximately 79,000 SF, 19 structures will be demolished and result in a net reduction of approximately 52,000 gross SF. | $4,277,890.00 | |
| 08/13/2018 | 09W-907.01 Demolition of Career Education Building - New HLRC and Demolition of other Buildings under other Project Numbers to be Prepared as a Campus Improvement Package. | $1,718,618.00 | |
| 08/13/2018 | 09W-914.01 Demolition of Science Center Building - Demolition of existing Science Center Building. New HLRC and Demolition of other Buildings under other Project Numbers to be Prepared as a Campus Improvement Package. | $515,697.00 | |
| 08/13/2018 | 09W-919.00 HLRC-New Construction - A multiple-purpose four/five-story building approx. 79,000 SF. 19 structures will be demolished and result in a net reduction of approx. 52,000 gross SF. | $66,110,473.00 | |
| 08/13/2018 | 09W-979.37 Demolition of Bungalows - Demolition of existing Bungalows A-9, B1, B4, B5, B6, B7, B12 and T2. New HLRC and Demolition of other Buildings under other Project Numbers to be Prepared as a Campus Improvement Package. | $2,677,259.00 | |

Report Period: January 2019

# Satellites

# LACCD Van de Kamp Innovation Campus

## College Budget Changes/Adjustments Overview

The following budget changes that impact the college funding level are approved by or coordinated with the district; as a result of a reconciliation, analysis, or receipt of additional funds (i.e.: settlements, grants, rebates, etc.).

| Description | Amount |
|---|---|
| Fund Total (July 2016 Dashboard) | $ 85,966,126 |
| Add/Drawdown Net | $ 5,515,694 |
| Available Funds | $ 91,481,820 |

| Date | Description | Add'd Funds Amt | Drawdown Amt |
|---|---|---|---|
| 03/20/2017 | This budget increase is to align project budget to project expenses reimbursed by COP's funding per reconciliation with the District's finance office. | $ 43,270.29 | |
| 03/21/2017 | This budget increase is to align project budget to project expenses reimbursed by COP's funding per reconciliation with the District's finance office. | $ 10,181.23 | |
| 03/21/2017 | This budget increase is to align project budget to project expenses reimbursed by COP's funding per reconciliation with the District's finance office. | $ 3,750.00 | |
| 03/21/2107 | This budget increase is to align project budget to project expenses reimbursed by COP's funding per reconciliation with the District's finance office. | $734,557.90 | |
| 03/31/2017 | This Non-Bond budget re-class is to align the project budget to the funding source specific of the project expenses per JE 121890 (from Other to Local funding). Per reconciliation with the District's finance office. | $625,779.12 | |
| 03/31/2017 | This Non-Bond budget re-class is to align the project budget to the funding source specific of the project expenses per JE 121890 (from Other to Local funding). Per reconciliation with the District's finance office. | | $675,779.12 |
| 04/17/2017 | This Non-Bond budget adjustment is to correct the total amount from transfer 941201740-Other. This transfer will reduce the credit against "Other" funding to match project expenses per JE 121890. | $50,000.00 | |
| 04/17/2017 | This budget transfer is to allocate additional budget to cover the current deficit under Northeast. Per white paper dated 3/1/17 "Bond Reconciliation Items (between Build LACCD and District) that require budget transfers from District Bond Contingency to Projects". | $4,723.934.89 | |

Report Period: January 2019

# Satellites
# District 770 HQ
## College Budget Changes/Adjustments Overview

The following budget changes that impact the college funding level are approved by or coordinated with the district; as a result of a reconciliation, analysis, or receipt of additional funds (i.e.: settlements, grants, rebates, etc.).

| Description | Amount |
|---|---|
| Fund Total (July 2016 Dashboard) | $ 50,774,904 |
| Add/Drawdown Net | $ 537,792 |
| Available Funds | $ 51,312,696 |

| Date | Description | Add'd Funds Amt | Drawdown Amt |
|---|---|---|---|
| 05/24/2017 | This budget transfer is to allocate budget from the District Bond Contingency to the Owner Controlled Insurance Program (Prop AA) to cover historical JE per White Paper dated 3/1/17 "Bond Reconciliation items (between LACCD and District) that require budget transfers from District Bond Contingency to Projects". | $ 537,791.94 | |

Report Period: January 2019

# Districtwide Initiatives

## College Budget Changes/Adjustments Overview

The following budget changes that impact the college funding level are approved by or coordinated with the district; as a result of a reconciliation, analysis, or receipt of additional funds (i.e.: settlements, grants, rebates, etc.).

| Description | Amount |
|---|---|
| Fund Total (July 2016 Dashboard) | $ 128,840,103 |
| Add/Drawdown Net | $ 1,341,655 |
| Available Funds | $ 130,181,758 |

### 40J- Energy

| Date | Description | Add'd Funds Amt | Drawdown Amt |
|---|---|---|---|
| 03/28/2017 | Budget increase to record income from DWP's energy rebate check 700984856, per District's income JE J-506 FY2011-12. | $ 833,068.67 | |
| 03/28/2017 | Budget increase to record income from DWP's energy rebate check 700990081, per the District's income JE J-507 FY2011-12 | $1,584,547.71 | |
| 04/12/2018 | Budget Transfer from Program Reserve to 40J Energy Efficiency | $1,567,104.34 | |
| 10/18/2018 | Based on the approved white paper, the entire budget of $3,100,249.50 under 40J-401.04 (Renewable Energy-Mission Energy Infrastructure Improvement) will be reduced and reallocated to the 04M-425 Central Energy Plant project. The Central Energy Plant project (04M-425) has a fuel cell portion that is part of the overall project. 40J-401.04 has been solely allocated as a funding source for the fuel cell portion under construction for the Central Energy Plant project (04M-425). This request will zero out the funds under 40J-401.04 and move these funds to 04M-425 so this can be managed under one project number 04M-425 for capitalization purposes as well as ease of management. | | $3,100,249.50 |
| 12/27/2018 | Budget increase to record cash received per 179D allocation agreement. Section 179D of the Internal Revenue Code is part of the Energy Policy Act of 2005, for a tax deduction for the cost of installing certain energy efficient building systems in government owned buildings. The total amount received was $537,852 of which 15% was used to credit the payment to the third party consultant Efficiency Energy, LLC for the certification. | $457,184.20 | |

Report Period: January 2019

# Districtwide Initiatives

## College Budget Changes/Adjustments Overview

The following budget changes that impact the college funding level are approved by or coordinated with the district; as a result of a reconciliation, analysis, or receipt of additional funds (i.e.: settlements, grants, rebates, etc.).

| Description | Amount |
|---|---|
| Fund Total (July 2016 Dashboard) | $ 134,900,532 |
| Add/Drawdown Net | $ 17,524,150 |
| Available Funds | $ 152,424,682 |

### 40J- Technology

| Date | Description | Add'd Funds Amt | Drawdown Amt |
|---|---|---|---|
| 02/12/2018 | Transfer to establish (partial) Measure CC budget for 40J-J05.42 Physical Security Systems Deployment. This initial transfer is to fund a Physical Security Assessment which is required in order to provide recommendations for improvement and to develop the scope of work for the implementation of a District-wide Physical Security Program. | $2,500,000.00 | |
| 11/08/2018 | 40J-J05.40 Core Network Deployment - Project budget establishment per the fully executed Measure CC funding request dated 8/23/2018. Please see attached documents for further reference. | $15,000,000.00 | |
| 11/13/2018 | 40J-J05.32 IT Program Management - Initial Measure CC Project Budget Establishment per fully executed Measure CC funding request dated 10/03/18. Please see attached documents for further reference. | $24,150.00 | |

Report Period: January 2019

# Districtwide Initiatives

## College Budget Changes/Adjustments Overview

The following budget changes that impact the college funding level are approved by or coordinated with the district; as a result of a reconciliation, analysis, or receipt of additional funds (i.e.: settlements, grants, rebates, etc.).

| Description | Amount |
|---|---|
| Fund Total (July 2016 Dashboard) | $ 67,978,869 |
| Add/Drawdown Net | $ 39,720.293 |
| Available Funds | $ 107,699,162 |

### 40J- Transportation and Accessibility Improvements

| Date | Description | Add'd Funds Amt | Drawdown Amt |
|---|---|---|---|
| 01/20/2017 | Rebaseline budget transfer to 40J Multi Campus Transportation project. | $1,047,896.00 | |
| 03/26/2018 | SMP - Budget transfer to increase SMP funding for this project. Per reconciliation meetings with District's Finance Office, it was determined that the budget for this project will be increased to $50,000. Project's eligibility for SMP funding was confirmed by District and PMO. | $50,000.00 | |
| 05/23/2018 | 40J-J02 Transportation and Accessibility Improvements - Initial Project Budget Establishment per fully executed Measure CC funding request. Please see attached documents for further reference. | $8,000,000.00 | |
| 11/08/2018 | 40J-J02 Transportation and Accessibility Improvements - Initial Measure CC Project Budget Establishment per fully executed Measure CC funding request dated 10/03/18. Please see attached documents for further reference. | $12,900.00 | |
| 11/30/2018 | Budget Establishment - Measure CC funding as per approved White Paper dated 10/17/18, in order to fund Transportation and Accessibility Improvements - Theater project | $18,284,526 | |
| 11/30/2018 | Budget Establishment - Measure CC funding as per approved White Paper dated 10/17/18, and Amendment dated 10/26/18 in order to fund Transportation and Accessibility Improvements - C1 Men's Gymnasium project | $564,671.00 | |
| 11/30/2018 | Budget Establishment - Measure CC funding as per approved White Paper dated 10/17/18, and Amendment dated 10/26/18 in order to fund Transportation and Accessibility Improvements - E9 Women's Gymnasium | $670,725.00 | |
| 11/30/2018 | Budget Establishment - Measure CC funding as per approved White Paper dated 10/17/18, and Amendment dated 10/26/18 in order to fund Transportation and Accessibility Improvements - B5 Stadium project | $7,480,450.00 | |
| 12/13/2018 | Budget Establishment - Measure CC funding as per White Paper dated 10/17/18 and approved on 11/02/18. This request will setup the original budget for 40J-402.03 - Mission - Transportation and | | |

Report Period: January 2019

| Date | Description | Add'd Funds Amt | Drawdown Amt |
|---|---|---|---|
| | Accessibility Improvements - IA Building and Sitework. | $1,707,890.79 | |
| 12/13/2018 | Budget Establishment - Measure CC funding as per White Paper dated 10/17/18, and approved on 11/02/18. This request will setup the original budget for 40J-402.05 - Mission - Transportation and Accessibility Improvements - Child Development Center. | $669,619.10 | |
| 12/13/2018 | Budget Establishment - Measure CC funding as per White Paper dated 10/17/18 and approved on 11/02/18. This request will setup the original budget for 40J-402.02 - Mission - Transportation and Accessibility Improvements - Parking Structure. | $542,859.64 | |
| 1/31/2019 | 40J-602.02 Southwest TAI - Campus Sidewalks - Project Budget Establishment per the fully executed Measure CC funding request white paper. Please see attached documents for further reference. | $688,755.00 | |

Report Period: January 2019

# Districtwide Initiatives

## College Budget Changes/Adjustments Overview

The following budget changes that impact the college funding level are approved by or coordinated with the district; as a result of a reconciliation, analysis, or receipt of additional funds (i.e.: settlements, grants, rebates, etc.).

| Description | Amount |
|---|---|
| Fund Total (July 2016 Dashboard) | $ 22,994,380 |
| Add/Drawdown Net | $ 10,319,100 |
| Available Funds | $ 33,313,480 |

### 40J- Storm Water

| Date | Description | Add'd Funds Amt | Drawdown Amt |
|---|---|---|---|
| 01/20/2017 | Reallocation - Transfer from the District Bond Contingency (40J-J99) to Valley Storm Water Implementation (40J-809) per white paper dated 120/02/16. | $304,357.00 | |
| 05/30/2018 | 40J-J09 Storm Water Implementation - Initial Project Budget Establish per the fully executed Measure CC funding request. Please see attached documents for further reference. | $9,000,000.00 | |
| 08/31/2018 | This request is to establish Measure CC budget for Project 40J-309.03 Harbor Stormwater Location #2 Basin Bioretention. Per the enclosed Measure CC white paper for additional funding request, this is an original budget request for additional Measure CC funds to address the budget shortfall caused due to high construction cost estimates. | $226,236.42 | |
| 08/31/2018 | This request is to establish Measure CC budget for Project 40J-309.04 Harbor Stormwater Pre-Treatment. Per the enclosed Measure CC white paper for additional funding request, this is an original budget request for additional Measure CC funds to address the budget shortfall caused due to high construction cost estimates. | $414,655.46 | |
| 08/31/2018 | This request is to establish Measure CC budget for Project 40J-309.05 Harbor Stormwater - Location #3 Area C Bio-Filtration Planters. Per the enclosed Measure CC white paper for additional funding request, this is an original budget request for additional Measure CC funds to address the budget shortfall caused due to high construction cost estimates. | $373,850.64 | |

Report Period: January 2019

# Districtwide Initiatives

## College Budget Changes/Adjustments Overview

The following budget changes that impact the college funding level are approved by or coordinated with the district; as a result of a reconciliation, analysis, or receipt of additional funds (i.e.: settlements, grants, rebates, etc.).

| Description | Amount |
|---|---|
| Fund Total (July 2016 Dashboard) | $ 0 |
| Add/Drawdown Net | $ 25,167,830 |
| Available Funds | $ 25,167,830 |

### 40J- Districtwide Physical Security

| Date | Description | Add'd Funds Amt | Drawdown Amt |
|---|---|---|---|
| 07/11/2018 | 40J-J13 Districtwide Physical Security- Project budget establishment per the fully executed Measure CC funding request. Please see attached documents for further reference. | $4,000,000.00 | |
| 07/11/2018 | 40J-J13.01 Door Locks and Access Control - Project budget establishment per fully executed Measure CC funding request. | $5,000,000.00 | |
| 07/11/2018 | 40J-J13.04 & 40J-N13.04 Districtwide Security Center - Northeast - Project budget establishment per fully executed Measure CC funding request. | $3,000.000.00 | |
| 07/11/2018 | 40J-J13.00 Overhead Paging and Mass Notification - Project budget establishment per fully executed Measure CC funding request. | $3,000,000.00 | |
| 10/24/2018 | 40J-J13.01 Door Locks and Access Control- Additional Project budget establishment per fully executed Measure CC funding request. Please see attached documents for further reference. | $10,167,830.08 | |

Report Period: January 2019

# District Bond Contingency

## College Budget Changes/Adjustments Overview

The following budget changes that impact the college funding level are approved by or coordinated with the district; as a result of a reconciliation, analysis, or receipt of additional funds (i.e.: settlements, grants, rebates, etc.).

| Description | Amount |
|---|---|
| Fund Total (July 2016 Dashboard) | $ 33,342,900 |
| Add/Drawdown Net | - $ 146,312 |
| Available Funds | $ 33,196,588 |

| Date | Description | Add'd Funds Amt | Drawdown Amt |
|---|---|---|---|
| 01/20/2017 | Reallocation - Transfer from the District Bond Contingency (40J-J99) to Valley Storm Water Implementation (40J-809) per white paper dated 12/02/16. | | $ 304,357.00 |
| 03/27/2017 | Budget Transfer to provide dedication plaques for all new and renovated Bond project buildings. The funds will be transferred from the District Bond Contingency to create this project. | | $ 10,000.00 |
| 03/27/2017 | Budget Transfer to provide dedication plaques for all new and renovated Bond project buildings. The funds will be transferred from the District Bond Contingency to create this project. | | $ 20,000.00 |
| 03/27/2017 | Budget Transfer to provide dedication plaques for all new and renovated Bond project buildings. The funds will be transferred from the District Bond Contingency to create this project. | | $ 10,000.00 |
| 03/27/2017 | Budget Transfer to provide dedication plaques for all new and renovated Bond project buildings. The funds will be transferred from the District Bond Contingency to create this project. | | $ 15,000.00 |
| 03/27/2017 | Budget Transfer to provide dedication plaques for all new and renovated Bond project buildings. The funds will be transferred from the District Bond Contingency to create this project. | | $ 40,000.00 |
| 03/27/2017 | Budget Transfer to provide dedication plaques for all new & renovated Bond project buildings. The funds will be transferred from the District Bond Contingency to create this project. | | $ 5,000.00 |
| 03/27/2017 | Budget Transfer to provide dedication plaques for all new & renovated Bond project buildings. The funds will be transferred from the District Bond Contingency to create this project. | | $ 20,000.00 |
| 04/17/2017 | Budget transfer to allocate additional budget to cover the current deficit under Northeast. Per white paper dated 3/1/17 "Bond Reconciliation Items (between Build LACCD & District). | | $ 4,723,935.89 |
| 05/24/2017 | This budget transfer is to allocate budget from the District Bond Contingency to the Program & Project Support to cover historical JEs per White Paper dated 3/1/17 "Bond Reconciliation items (between LACCD and District) that require budget transfers from District Bond Contingency to Projects". | | $ 61,917.70 |
| 05/24/2017 | This budget transfer is to allocate budget from the District Bond Contingency to the Program & Project Support to cover historical JEs per White Paper dated 3/1/17 "Bond Reconciliation items (between LACCD and District) that require budget transfers from District Bond Contingency to Projects". | | $ 537,791.94 |

BuildLACCD

Report Period: January 2019

| Date | Description | Add'd Funds Amt | Drawdown Amt |
|---|---|---|---|
| 05/24/2017 | This budget transfer is to allocate budget from the District Bond Contingency to the Program & Project Support to cover historical JEs per White Paper dated 3/1/17 "Bond Reconciliation items (between LACCD and District) that require budget transfers from District Bond Contingency to Projects". | | $ 1,208,037.61 |
| 05/24/2017 | This budget transfer is to allocate budget from the District Bond Contingency to the Program & Project Support to cover historical JEs per White Paper dated 3/1/17 "Bond Reconciliation items (between LACCD and District) that require budget transfers from District Bond Contingency to Projects". | | $15,664.53 |
| 05/24/2017 | This budget transfer is to allocate budget from the District Bond Contingency to the Program & Project Support to cover historical JEs per White Paper dated 3/1/17 "Bond Reconciliation items (between LACCD and District) that require budget transfers from District Bond Contingency to Projects". | | $ 2,475,481.33 |
| 06/29/2017 | Budget reduction to correct duplicate recording of COP's Interest for Van de Kamp. Per white paper dated 6/28/17 (see attached). | | $ 1,766,549.81 |
| 07/28/2017 | Budget increase to record Prop A other unallocated income earned through 06-30-2016 per Bond Financial reconciliation with the District. | $305,815.71 | |
| 07/31/2017 | Budget increase to record Prop A unallocated interest earned through 06-30-2016 per Bond Financial reconciliation with the District. | $334,389.64 | |
| 07/31/2017 | Budget increase to record Measure J unallocated interest earned through 06-30-2016 per Bond Financial reconciliation with the District. | $1,895,604.59 | |
| 08/31/2017 | Budget increase to record Measure J and BAB unallocated interest earned through 06-30-2016 per Bond Financial reconciliation with the District. | $ 2,533,753.68 | |
| 08/31/2017 | Budget increase to record Prop A unallocated interest earned from 07-01-2016 through 06-30-2017 per Bond Financial reconciliation with the District. | $ 393,170.55 | |
| 09/29/2017 | This budget transfer is to move the budget surplus under District Service Costs to District Reserve - Owner's Reserve. This budget surplus became available after JE 15474 was processed per the request from the District to reduce the calculated Debt amount recorded in 2/2012. | $ 1,084,458.00 | |
| 10/04/2017 | Budget increase to record Prop AA unallocated interest earned through 06-30-2017 per Bond Financial reconciliation with the District. | $447,643.18 | |
| 10/04/2017 | Budget increase to record Prop AA unallocated interest earned through 06-30-2016 per Bond Financial reconciliation with the District. | $407,007.27 | |
| 10/11/2017 | Budget reduction to correct recording of COP's Interest for Van de Kamp under Prop AA. Per white paper dated 10/11/2017 (see attached). | | $625,752.00 |
| 10/12/2017 | This budget transfer is to allocate additional budget from the District Bond Contingency to the 40J Legal - Northeast. The additional budget is needed to cover the repairs at VKD per White Paper dated 09/26/2017. This budget along with the expenditures will be permanently transferred at a later date to VDK project. | | $653,966.29 |

BuildLACCD

Report Period: January 2019

| Date | Description | Add'd Funds Amt | Drawdown Amt |
|---|---|---|---|
| 03/05/2018 | This budget transfer is to allocate funds from the District Bond Contingency to the 40J Specialty Consulting – Community Economic Development account. The funds are needed to cover the purchase of supplies/materials by the CED department with the approval from the District. | | $707.01 |
| 04/27/2018 | Budget Transfer from District Bond Contingency to 40J Specialty Consulting - College BIM Modeler to allocate additional funds to cover Archway | | $153,742.00 |
| 06/29/18 | Budget increase to record Prop AA other unallocated income earned through 06-30-2017 per Bond Financial reconciliation with the District on 4-11-2018. | $38,634.00 | |
| 07/26/2018 | Budget Transfer from 40J-J99.00 District Bond Contingency to 40J-J95.00 Specialty Consulting to allocate additional Measure J funds to cover District paid Measure J | | $600,000.00 |
| 09/17/2018 | Budget Transfers from 40J-J91.00 Project Management to 40J-J99.00 District Bond Contingency - Owners Contingency to move remaining funds under 40J-J91.00. This account was closed in 2013 per the attached white paper; however, a contract remained outstanding hence the funds were not transferred out of the project at that time. The contract was recently closed and now the funds are being transferred to the District Bond Contingency - Owners Contingency account. | $285.00 | |
| 09/21/2018 | This budget transfer is to allocate additional budget from the District Bond Contingency to the 40J Legal - Northeast. The additional budget is needed to cover the repairs at VKD per White Paper dated 9/18/2018. This budget along with the expenditures will be permanently transferred at a later date to VDK project. | | $79,181.51 |
| 12/07/2018 | Budget increase to record Prop AA unallocated interest earned from 07-01-2017 through 06-30-2018 per Bond Financial reconciliation with the District. | $560,449.12 | |
| 12/07/2018 | Budget increase to record Prop A unallocated interest earned from 07-01-2017 through 06-30-2018 per Bond Financial reconciliation with the District. | $537,922.73 | |
| 12/07/2018 | Budget increase to record Measure J and BAB unallocated interest earned from 07-01-2017 through 06-30-2018 per Bond Financial reconciliation with the District. | $3,499,765.85 | |
| 12/13/2018 | Budget increase to record Measure CC unallocated interest earned from 07-01-2017 through 06-30-2018 per Bond Financial reconciliation with the District. | $4,141,872.22 | |

Report Period: January 2019

# Retire District Debt & Refinance

## College Budget Changes/Adjustments Overview

The following budget changes that impact the college funding level are approved by or coordinated with the district; as a result of a reconciliation, analysis, or receipt of additional funds (i.e.: settlements, grants, rebates, etc.).

| Description | Amount |
|---|---|
| Fund Total (July 2016 Dashboard) | $ 117,161,451 |
| Add/Drawdown Net | $ 6,391,023 |
| Available Funds | $ 123,552,474 |

| Date | Description | Add'd Funds Amt | Drawdown Amt |
|---|---|---|---|
| 05/26/2017 | This budget transfer within the District Bond Contingency is to allocate additional budget for Prop AA Arbitrage. Per white paper dated 3/1/17 "Bond Reconciliation items (between LACCD and District) that require budget transfers from District Bond Contingency to Projects". | $2,475,481.33 | |
| 09/29/2017 | This budget transfer is to move the budget surplus under District Service Costs to District Reserve - Owner's Reserve. This budget surplus became available after JE 15474 was processed per the request from the District to reduce the calculated Debt amount recorded in 2/2012. | | $1,084,458.00 |
| 07/30/2018 | 10D-000.03 Debt Service Cost - Initial Measure CC Project Budget Establishment per fully executed Measure CC funding request | $5,000,000.00 | |

Report Period: January 2019

# College Project Central Services

## College Budget Changes/Adjustments Overview

The following budget changes that impact the college funding level are approved by or coordinated with the district; as a result of a reconciliation, analysis, or receipt of additional funds (i.e.: settlements, grants, rebates, etc.).

| Description | Amount |
|---|---|
| Fund Total (July 2016 Dashboard) | $ 542,948,440 |
| Add/Drawdown Net | $ 208,596,915 |
| Available Funds | $ 751,545,355 |

| Date | Description | Add'd Funds Amt | Drawdown Amt |
|---|---|---|---|
| 03/27/2017 | Budget Transfer to provide dedication plaques for all new and renovated Bond project buildings. The funds will be transferred from the District Bond Contingency | $20,000.00 | |
| 03/27/2017 | Budget Transfer to provide dedication plaques for all new and renovated Bond project buildings. The funds will be transferred from the District Bond Contingency | $20,000.00 | |
| 03/27/2017 | Budget Transfer to provide dedication plaques for all new and renovated Bond project buildings. The funds will be transferred from the District Bond Contingency | $10,000.00 | |
| 03/27/2017 | Budget Transfer to provide dedication plaques for all new and renovated Bond project buildings. The funds will be transferred from the District Bond Contingency | $10,000.00 | |
| 03/27/2017 | Budget Transfer to provide dedication plaques for all new and renovated Bond project buildings. The funds will be transferred from the District Bond Contingency | $15,000.00 | |
| 03/27/2017 | Budget Transfer to provide dedication plaques for all new and renovated Bond project buildings. The funds will be transferred from the District Bond Contingency | $40,000.00 | |
| 03/27/2017 | Budget Transfer to provide dedication plaques for all new and renovated Bond project buildings. The funds will be transferred from the District Bond Contingency | $5,000.00 | |
| 05/24/2017 | This budget transfer is to allocate budget from the District Bond Contingency to the Program & Project Support to cover historical JEs per White Paper dated 3/1/17 "Bond Reconciliation items (between LACCD and District) that require budget transfers from District Bond Contingency to Projects". | $61,917.70 | |
| 05/24/2017 | This budget transfer is to allocate budget from the District Bond Contingency to the Program & Project Support to cover historical JEs per White Paper dated 3/1/17 "Bond Reconciliation items (between LACCD and District) that require budget transfers from District Bond Contingency to Projects". | $1,208,037.61 | |
| 05/24/2017 | This budget transfer is to allocate budget from the District Bond Contingency to the Owner Controlled Insurance Program (Prop AA) to cover historical JE per White Paper dated 3/1/17 "Bond Reconciliation items (between LACCD and District) that require | | |

| Date | Description | Add'd Funds Amt | Drawdown Amt |
|---|---|---|---|
| | budget transfers from District Bond Contingency to Projects". | $15,664.53 | |
| 10/12/2017 | This budget transfer is to allocate additional budget from the District Bond Contingency to the 40J Legal - Northeast. The additional budget is needed to cover the repairs at VKD per White Paper dated 09/26/2017. This budget along with the expenditures will be permanently transferred at a later date to VDK project. | $653,966.29 | |
| 02/12/2018 | Transfer to establish (partial) Measure CC budget for 40J-J95 Specialty Consulting. Specialty Consulting refers to District-wide program, initiatives or projects that support the capital construction program. This initial budget is to cover part of the District-wide Master Planning effort. | $400,000 | |
| 03/05/2018 | This budget transfer is to allocate funds from the District Bond Contingency to the 40J Specialty Consulting – Community Economic Development account. The funds are needed to cover the purchase of supplies/materials by the CED department with the approval from the District. | $707.01 | |
| 04/27/2018 | Budget Transfer from District Bond Contingency to 40J Specialty Consulting - College BIM Modeler to allocate additional funds to cover Archway | $153,742.00 | |
| 05/24/2018 | 40J-J90 Program Management - Initial Measure CC Project Budget Establishment per fully executed Measure CC funding request. Please see attached documents for further reference. | $110,900,000.00 | |
| 05/30/2018 | 40J-J95.04 District-Wide Planning - Specialty Consulting - Initial project budget establishment per the attached fully executed Measure CC funding request. | $8,000,000.00 | |
| 07/26/2018 | Budget Transfer from 40J-J99.00 District Bond Contingency to 40J-J95.00 Specialty Consulting to allocate additional Measure J funds to cover District paid Measure J expenses. | $600,000.00 | |
| 07/30/2018 | 40J-J95.00- Specialty Consulting - Initial Measure CC Project Budget Establishment per fully executed Measure CC funding request | $9,170,250.00 | |
| 07/30/2018 | 40J-J95.02- Community Economic Development - Initial Measure CC Project Budget Establishment per fully executed Measure CC funding request | $3,305,860.00 | |
| 07/30/2018 | 40J-J95.05- Labor Compliance - Initial Measure CC Project Budget Establishment per fully executed Measure CC funding request | $5,445,495.00 | |
| 07/30/2018 | 40J-J95.06- District Central Services - Specialty Consulting - Initial Measure CC Project Budget Establishment per fully executed Measure CC funding request. | $6,134,600.00 | |
| 09/17/2018 | Budget Transfers from 40J-J91.00 Project Management to 40J-J99.00 District Bond Contingency - Owners Contingency to move remaining funds under 40J-J91.00. This account was closed in 2013 per the attached white paper; however, a contract remained outstanding hence the funds were not transferred out of the project at that time. The contract was recently closed and now the funds are being transferred to the District Bond Contingency - Owners Contingency account. | | $285.00 |
| 09/21/2018 | This budget transfer is to allocate additional budget from the District Bond Contingency to the 40J Legal - Northeast. The additional budget is needed to cover the repairs at VKD per White | | |

BuildLACCD

Report Period: January 2019

| Date | Description | Add'd Funds Amt | Drawdown Amt |
|---|---|---|---|
| | Paper dated 9/18/2018. This budget along with the expenditures will be permanently transferred at a later date to VDK project. | $79,181.51 | |
| 11/08/2018 | 40J-J55 FF & E - Initial Measure CC Project Budget Establishment per fully executed Measure CC funding request dated 10/03/18. Please see attached documents for further reference. | $16,482,345.00 | |
| 11/08/2018 | 40J-J87 OCIP - Initial Measure CC Project Budget Establishment per fully executed Measure CC funding request dated 10/03/18. Please see attached documents for further reference. | $82,200.00 | |
| 11/08/2018 | 40J-J95.05 Labor Compliance - Additional Measure CC Project Budget Establishment per fully executed Measure CC funding request dated 10/03/18. Please see attached documents for further reference. | $850,000.00 | |
| 11/08/2018 | 40J-J95.02 Community Economic Development - Additional Measure CC Project Budget Establishment per fully executed Measure CC funding request dated 10/03/18. Please see attached documents for further reference. | $130,000.00 | |
| 11/08/2018 | 40J-J95.01 College BIM Modeler - Initial Measure CC Project Budget Establishment per fully executed Measure CC funding request dated 10/03/18. Please see attached documents for further reference. | $1,688,000.00 | |
| 11/08/2018 | 40J-J88 Asset Management - Initial Measure CC Project Budget Establishment per fully executed Measure CC funding request dated 10/03/18. Please see attached documents for further reference. | $6,025,937.00 | |
| 11/08/2018 | 40J-J89 Move Management - Initial Measure CC Project Budget Establishment per fully executed Measure CC funding request dated 10/03/18. Please see attached documents for further reference. | $26,510,495.00 | |
| 12/13/2018 | Budget increase to record Measure J "Other" unallocated income earned through 06-30-2018 per Bond Financial reconciliation with the District on 11/26/18. This budget increase is to record PLA settlement received by the District against 40J-J55 FF&E. | $500.00 | |
| 12/13/2018 | Budget increase to record Measure J "Other" unallocated income earned through 06-30-2018 per Bond Financial reconciliation with the District on 11/26/18. This budget increase is to record checks received for rebates and refunds against 40J-J55 FF&E. | $3,252.77 | |
| 12/13/2018 | 40J-J85 Real Estate Services - Initial Measure CC Project Budget Establishment per fully executed Measure CC funding request dated 11/28/2018. Please see attached document for further reference. | $1,000,000.00 | |
| 12/19/2018 | 40J-J86 Legal - Initial Measure CC Project Budget Establishment per fully executed Measure CC funding request dated 12/06/18. Please see attached documents for further reference. | $9,575,048.35 | |